


AMU ABDUL KALAM
TECHNOLOGICAL
UNIVERSITY

CURRICULUM

B.TECH (2019 SCHEME)



Departments

Each course is offered by a Department and their two-letter course prefix is given in Table 2.

Table 2: Departments and their codes

Sl.No	Department	Course Prefix	Sl.No	Department	Course Prefix
01	Aeronautical Engg	AO	16	Information Technology	IT
02	Applied Electronics & Instrumentation	AE	17	Instrumentation & Control	IC
03	Automobile	AU	18	Mandatory Courses	MC
04	Biomedical Engg	BM	19	Mathematics	MA
05	Biotechnology	BT	20	Mechanical Engg	ME
06	Chemical Engg	CH	21	Mechatronics	MR
07	Chemistry	CY	22	Metallurgy	MT
08	Civil Engg	CE	23	Mechanical (Auto)	MU
09	Computer Science	CS	24	Mechanical(Prod)	MP
10	Electrical & Electronics	EE	25	Naval & Ship Building	SB
11	Electronics & Biomedical	EB	26	Physics	PH
12	Electronics & Communication	EC	27	Polymer Engg	PO
13	Food Technology	FT	28	Production Engg	PE
14	Humanities	HU	29	Robotics and Automation	RA
15	Industrial Engg	IE	30	Safety & Fire Engg	FS

SEMESTER I

SLOT	COURSE NO.	COURSES	L-T-P	HOURS	CREDIT
A	MAT 101	LINEAR ALGEBRA AND CALCULUS	3-1-0	4	4
B 1/2	PHT 110	ENGINEERING PHYSICS B	3-1-0	4	4
	CYT 100	ENGINEERING CHEMISTRY	3-1-0	4	4
C 1/2	EST 100	ENGINEERING MECHANICS	2-1-0	3	3
	EST 110	ENGINEERING GRAPHICS	2-0-2	4	3
D 1/2	EST 120	BASICS OF CIVIL & MECHANICAL ENGINEERING	4-0-0	4	4
	EST 130	BASICS OF ELECTRICAL & ELECTRONICS ENGINEERING	4-0-0	4	4
E	HUT 101	LIFE SKILLS	2-0-2	4	--
S 1/2	PHL 120	ENGINEERING PHYSICS LAB	0-0-2	2	1
	CYL 120	ENGINEERING CHEMISTRY LAB	0-0-2	2	1
T 1/2	ESL 120	CIVIL & MECHANICAL WORKSHOP	0-0-2	2	1
	ESL 130	ELECTRICAL & ELECTRONICS WORKSHOP	0-0-2	2	1
TOTAL				23/24 *	17

*Minimum hours per week

NOTE:

To make up for the hours lost due to induction program, one extra hour may be allotted to each course

SEMESTER II

SLOT	COURSE NO.	COURSES	L-T-P	HOURS	CREDIT
A	MAT 102	VECTOR CALCULUS, DIFFERENTIAL EQUATIONS AND TRANSFORMS	3-1-0	4	4
B 1/2	PHT 110	ENGINEERING PHYSICS B	3-1-0	4	4
	CYT 100	ENGINEERING CHEMISTRY	3-1-0	4	4
C 1/2	EST 100	ENGINEERING MECHANICS	2-1-0	3	3
	EST 110	ENGINEERING GRAPHICS	2-0-2	4	3
D 1/2	EST 120	BASICS OF CIVIL & MECHANICAL ENGINEERING	4-0-0	4	4
	EST 130	BASICS OF ELECTRICAL & ELECTRONICS ENGINEERING	4-0-0	4	4
E	HUT 102	PROFESSIONAL COMMUNICATION	2-0-2	4	--
F	EST 102	PROGRAMMING IN C	2-1-2	5	4
S 1/2	PHL 120	ENGINEERING PHYSICS LAB	0-0-2	2	1
	CYL 120	ENGINEERING CHEMISTRY LAB	0-0-2	2	1
T 1/2	ESL 120	CIVIL & MECHANICAL WORKSHOP	0-0-2	2	1
	ESL 130	ELECTRICAL & ELECTRONICS WORKSHOP	0-0-2	2	1
TOTAL				28/29	21

NOTE:

1. Engineering Physics B and Engineering Chemistry shall be offered in both semesters. Institutions can advise students belonging to about 50% of the number of branches in the Institution to opt for Engineering Physics B in S1 and Engineering Chemistry in S2 & vice versa. Students opting for Engineering Physics B in a semester should attend Physics Lab in the same semester and students opting for Engineering Chemistry in one semester should attend Engineering Chemistry Lab in the same semester.
2. Engineering Mechanics and Engineering Graphics shall be offered in both semesters. Institutions can advise students belonging to about 50% of the number of branches in the Institution to opt for Engineering Mechanics in S1 and Engineering Graphics in S2 & vice versa.

3. Basics of Civil & Mechanical Engineering and Basics of Electrical & Electronics Engineering shall be offered in both semesters. Basics of Civil & Mechanical Engineering contain equal weightage for Civil Engineering and Mechanical Engineering. Slot for the course is D with CIE marks of 25 each and ESE marks of 50 each. Students belonging to branches of AEI, EI, BME, ECE, EEE, ICE, CSE, IT, RA can choose this course in S1.

Basics of Electrical & Electronics Engineering contain equal weightage for Electrical Engineering and Electronics Engineering. Slot for the course is D with CIE marks of 25 each and ESE marks of 50 each. Students belonging to AERO, AUTO, CE, FSE, IE, ME, MECHATRONICS, PE, METTULURGY, BT, BCE, CHEM, FT, POLY can choose this course in S1. Students having Basics of Civil & Mechanical Engineering in one semester should attend Civil & Mechanical Workshop in the same semester and students having Basics of Electrical & Electronics Engineering in a semester should attend Electrical & Electronics Workshop in the same semester.

4. LIFE SKILLS

Life skills are those competencies that provide the means for an individual to be resourceful and positive while taking on life's vicissitudes. Development of one's personality by being aware of the self, connecting with others, reflecting on the abstract and the concrete, leading and generating change, and staying rooted in time-tested values and principles is being aimed at. This course is designed to enhance the employability and maximize the potential of the students by introducing them to the principles that underlie personal and professional success, and help them acquire the skills needed to apply these principles in their lives and careers.

5. PROFESSIONAL COMMUNICATION

Objective is to develop in the under-graduate students of engineering a level of competence in English required for independent and effective communication for their professional needs. Coverage: Listening, Barriers to listening, Steps to overcome them, Purposive listening practice, Use of technology in the professional world. Speaking, Fluency & accuracy in speech, Positive thinking, Improving self-expression, Tonal variations, Group discussion practice, Reading, Speed reading practice, Use of extensive readers, Analytical and critical reading practice, Writing Professional Correspondence, Formal and informal letters, Tone in formal writing, Introduction to reports. Study Skills, Use of dictionary, thesaurus etc., Importance of contents page, cover & back pages, Bibliography, Language Lab.

SEMESTER III

SLOT	COURSE NO.	COURSES	L-T-P	HOURS	CREDIT
A	MAT201	PARTIAL DIFFERENTIAL EQUATION AND COMPLEX ANALYSIS	3-1-0	4	4
B	MET201	MECHANICS OF SOLIDS	3-1-0	4	4
C	MET203	MECHANICS OF FLUIDS	3-1-0	4	4
D	MET205	METALLURGY & MATERIAL SCIENCE	3-1-0	4	4
E 1/2	EST200	DESIGN AND ENGINEERING	2-0-0	2	2
	HUT200	PROFESSIONAL ETHICS	2-0-0	2	2
F	MCN201	SUSTAINABLE ENGINEERING	2-0-0	2	--
S	MEL201	COMPUTER AIDED MACHINE DRAWING	0-0-3	3	2
T	MEL203	MATERIALS TESTING LAB	0-0-3	3	2
R/M	VAC	REMEDIAL/MINOR COURSE	3-1-0	4**	4
TOTAL				26/30	22/26

NOTE:

1. Design & Engineering and Professional Ethics shall be offered in both S3 and S4. Institutions can advise students belonging to about 50% of the number of branches in the Institution to opt for Design & Engineering in S3 and Professional Ethics in S4 & vice versa.
2. *All Institutions shall keep 4 hours exclusively for Remedial class/Minor course (Thursdays from 3 to 5 PM and Fridays from 2 to 4 PM). If a student does not opt for minor programme, he/she can be given remedial class.

SEMESTER IV

SLOT	COURSE NO.	COURSES	L-T-P	HOURS	CREDIT
A	MAT202	PROBABILITY, STATISTICS AND NUMERICAL METHODS	3-1-0	4	4
B	MET202	ENGINEERING THERMODYNAMICS	3-1-0	4	4
C	MET204	MANUFACTURING PROCESS	3-1-0	4	4
D	MET206	FLUID MACHINERY	3-1-0	4	4
E 1/2	EST200	DESIGN AND ENGINEERING	2-0-0	2	2
	HUT200	PROFESSIONAL ETHICS	2-0-0	2	2
F	MCN202	CONSTITUTION OF INDIA	2-0-0	2	--
S	MEL202	FM & HM LAB	0-0-3	3	2
T	MEL204	MACHINE TOOLS LAB-I	0-0-3	3	2
R/M/ H	VAC	REMEDIAL/MINOR/HONORS COURSE	3-1-0	4*	4
TOTAL				26/30	22/26

NOTE:

- Design & Engineering and Professional Ethics shall be offered in both S3 and S4. Institutions can advise students belonging to about 50% of the number of branches in the Institution to opt for Design & Engineering in S3 and Professional Ethics in S4 & vice versa.
- *All Institutions should keep 4 hours exclusively for Remedial class/Minor course (Thursdays from 3 to 5 PM and Fridays from 2 to 4 PM). If a student does not opt for minor programme, he/she can be given remedial class.

SEMESTER V

SLOT	COURSE NO.	COURSES	L-T-P	HOURS	CREDI T
A	MET301	MECHANICS OF MACHINERY	3-1-0	4	4
B	MET303	THERMAL ENGINEERING	3-1-0	4	4
C	MET305	INDUSTRIAL & SYSTEMS ENGINEERING	3-1-0	4	4
D	MET307	MACHINE TOOLS AND METROLOGY	3-1-0	4	4
E 1/2	HUT300	INDUSTRIAL ECONOMICS AND FOREIGN TRADE	3-0-0	3	3
	HUT310	MANAGEMENT FOR ENGINEERS	3-0-0	3	3
F	MCN301	DISASTER MANAGEMENT	2-0-0	2	--
S	MEL331	MACHINE TOOLS LAB-II	0-0-3	3	2
T	MEL333	THERMAL ENGINEERING LAB-I	0-0-3	3	2
R/M/H	VAC	REMEDIAL/MINOR/HONORS COURSE	3-1-0	4*	4
TOTAL				27/31	23/27

NOTE:

1. Industrial Economics & Foreign Trade and Management for Engineers shall be offered in both S5 and S6. Institutions can advise students belonging to about 50% of the number of branches in the Institution to opt for Industrial Economics & Foreign Trade in S5 and Management for Engineers in S6 and vice versa.
2. *All Institutions should keep 4 hours exclusively for Remedial class/Minor/Honours course (Tuesdays from 3 to 5 PM and Wednesdays from 3 to 5 PM). If a student does not opt for minor/honours programme, he/she can be given remedial class.

SEMESTER VI

SLOT	COURSE NO.	COURSES	L-T-P	HOURS	CREDIT
A	MET302	HEAT & MASS TRANSFER	3-1-0	4	4
B	MET304	DYNAMICS OF MACHINERY & MACHINE DESIGN	3-1-0	4	4
C	MET306	ADVANCED MANUFACTURING ENGINEERING	3-1-0	4	4
D	METXXX	PROGRAM ELECTIVE I	2-1-0	3	3
E ½	HUT300	INDUSTRIAL ECONOMICS AND FOREIGN TRADE	3-0-0	3	3
	HUT310	MANAGEMENT FOR ENGINEERS	3-0-0	3	3
F	MET308	COMPREHENSIVE COURSE WORK	1-0-0	1	1
S	MEL332	COMPUTER AIDED DESIGN & ANALYSIS LAB	0-0-3	3	2
T	MEL334	THERMAL ENGINEERING LAB-II	0-0-3	3	2
R/M/ H	VAC	REMEDIAL/MINOR/HONOURS COURSE	3-1-0	4*	4
TOTAL				25/29	23/27

PROGRAM ELECTIVE I

SLOT	COURSE NO.	COURSES	L-T-P	HOURS	CREDIT
D	MET312	NONDESTRUCTIVE TESTING	2-1-0	3	3
	MET322	DATA ANALYTICS FOR ENGINEERS	2-1-0		
	MET332	ADVANCED MECHANICS OF SOLIDS	2-1-0		
	MET342	IC ENGINE COMBUSTION AND POLLUTION	2-1-0		
	MET352	AUTOMOBILE ENGINEERING	2-1-0		
	MET362	PRODUCT DESIGN AND DEVELOPMENT	2-1-0		
	MET372	ADVANCED METAL JOINING TECHNIQUES	2-1-0		

NOTE:

1. Industrial Economics & Foreign Trade and Management for Engineers shall be offered in both S5 and S6. Institutions can advise students belonging to about 50% of the number of branches in the Institution to opt for Industrial Economics & Foreign Trade in S5 and Management for Engineers in S6 and vice versa.

2. ****All Institutions should keep 4 hours exclusively for Remedial class/Minor/Honours course (Tuesdays from 2 to 4 PM and Wednesdays from 2 to 4 PM). If a student does not opt for minor/honors programme, he/she can be given remedial class.**
3. **Comprehensive Course Work: The comprehensive course work in the sixth semester of study shall have a written test of 50 marks. The written examination will be of objective type similar to the GATE examination and will be conducted online by the University. Syllabus for comprehensive examination shall be prepared by the respective BoS choosing any 5 core courses studied from semester 3 to 5. The pass minimum for this course is 25. The course should be mapped with a faculty and classes shall be arranged for practising questions based on the core courses listed in the curriculum.**



SEMESTER VII

SLOT	COURSE NO.	COURSES	L-T-P	HOURS	CREDIT
A	MET401	DESIGN OF MACHINE ELEMENTS	2-1-0	3	3
B	METXXX	PROGRAM ELECTIVE II	2-1-0	3	3
C	METXXX	OPEN ELECTIVE	2-1-0	3	3
D	MCN401	INDUSTRIAL SAFETY ENGINEERING	2-1-0	3	---
S	MEL411	MECHANICAL ENGINEERING LAB	0-0-3	3	2
T	MEQ413	SEMINAR	0-0-3	3	2
U	MED415	PROJECT PHASE I	0-0-6	6	2
R/M/ H	VAC	REMEDIAL/MINOR/HONORS COURSE	3-1-0	4*	4
TOTAL				24/28	15/19

PROGRAM ELECTIVE II

SLOT	COURSE NO.	COURSES	L-T-P	HOURS	CREDIT
B	MET413	ADVANCED METHODS IN NONDESTRUCTIVE TESTING	2-1-0	3	3
	MET423	OPTIMIZATION TECHNIQUES AND APPLICATIONS	2-1-0		
	MET433	FINITE ELEMENT METHOD	2-1-0		
	MET443	AEROSPACE ENGINEERING	2-1-0		
	MET453	HYBRID AND ELECTRIC VEHICLES	2-1-0		
	MET463	OPERATIONS MANAGEMENT	2-1-0		
	MET473	AIR CONDITIONING AND REFRIGERATION	2-1-0		

OPEN ELECTIVE

The open elective is offered in semester 7. Each program should specify the courses (maximum 5) they would like to offer as electives for other programs. The courses listed below are offered by the **Department of MECHANICAL ENGINEERING for students of other undergraduate branches offered in the college under KTU.**

SLOT	COURSE NO.	COURSES	L-T-P	HOURS	CREDIT
C	MET415	INTRODUCTION TO BUSINESS ANALYTICS	2-1-0	3	3
	MET425	QUANTITATIVE TECHNIQUES FOR ENGINEERS	2-1-0		
	MET435	AUTOMOTIVE TECHNOLOGY	2-1-0		
	MET445	RENEWABLE ENERGY ENGINEERING	2-1-0		
	MET455	QUALITY ENGINEERING AND MANAGEMENT	2-1-0		

NOTE:

- *All Institutions should keep 4 hours exclusively for Remedial class/Minor/Honors course (Mondays from 10 to 12 and Wednesdays from 10 to 12 Noon). If a student does not opt for minor/honours programme, he/she can be given remedial class.
- Seminar: To encourage and motivate the students to read and collect recent and reliable information from their area of interest confined to the relevant discipline from technical publications including peer reviewed journals, conference, books, project reports etc., prepare a report based on a central theme and present it before a peer audience. Each student shall present the seminar for about 20 minutes duration on the selected topic. The report and the presentation shall be evaluated by a team of internal members comprising three senior faculty members based on style of presentation, technical content, adequacy of references, depth of knowledge and overall quality of the report.

Total marks: 100, only CIE, minimum required to pass 50

Attendance	: 10
Guide	: 20
Technical Content of the Report	: 30
Presentation	: 40

- Project Phase I: A Project topic must be selected either from research literature or the students themselves may propose suitable topics in consultation with their guides. The object of Project Work I is to enable the student to take up investigative study in the broad field of Mechanical Engineering, either fully theoretical/practical or involving both theoretical and practical work to be assigned by the Department on a group of three/four students, under the guidance of a Supervisor. This is expected to provide a good initiation for the student(s) in R&D work. The assignment to normally include:
 - Survey and study of published literature on the assigned topic;
 - Preparing an Action Plan for conducting the investigation, including team work;
 - Working out a preliminary Approach to the Problem relating to the assigned topic;
 - Block level design documentation
 - Conducting preliminary Analysis/ Modelling/ Simulation/ Experiment/ Design/

Feasibility;

- Preparing a Written Report on the Study conducted for presentation to the Department;
- Final Seminar, as oral Presentation before the evaluation committee.

Total marks: 100, only CIE, minimum required to pass 50

Guide : 30

Interim evaluation by the evaluation committee : 20

Final Seminar : 30

The report evaluated by the evaluation committee : 20

The evaluation committee comprises HoD or a senior faculty member, Project coordinator and project supervisor.



SEMESTER VIII

SLOT	COURSE NO.	COURSES	L-T-P	HOURS	CREDIT
A	MET402	MECHATRONICS	2-1-0	3	3
B	METXXX	PROGRAM ELECTIVE III	2-1-0	3	3
C	METXXX	PROGRAM ELECTIVE IV	2-1-0	3	3
D	METXXX	PROGRAM ELECTIVE V	2-1-0	3	3
E	MET404	COMPREHENSIVE VIVA VOCE	1-0-0	1	1
U	MED416	PROJECT PHASE II	0-0-12	12	4
R/M/ H	VAC	REMEDIAL/MINOR/HONORS COURSE	3-1-0	4*	4
TOTAL				25/28	17/21

PROGRAM ELECTIVE III

SLOT	COURSE NO.	COURSES	L-T-P	HOURS	CREDIT
B	MET414	QUALITY MANAGEMENT	2-1-0	3	3
	MET424	DECISIONS WITH METAHEURISTICS	2-1-0		
	MET434	PRESSURE VESSEL AND PIPING DESIGN	2-1-0		
	MET444	COMPUTATIONAL FLUID DYNAMICS	2-1-0		
	MET454	INDUSTRIAL TRIBOLOGY	2-1-0		
	MET464	MICRO AND NANO MANUFACTURING	2-1-0		
	MET474	HEATING AND VENTILATION SYSTEMS	2-1-0		

PROGRAM ELECTIVE IV

SLOT	COURSE NO.	COURSES	L-T-P	HOURS	CREDIT
C	MET 416	COMPOSITE MATERIALS	2-1-0	3	3
	MET 426	ARTIFICIAL INTELLIGENCE AND MACHINE LEARNING	2-1-0		
	MET 436	ACOUSTICS AND NOISE CONTROL	2-1-0		
	MET 446	HEAT TRANSFER EQUIPMENT DESIGN	2-1-0		
	MET 456	ROBOTICS AND AUTOMATION	2-1-0		
	MET 466	TECHNOLOGY MANAGEMENT	2-1-0		
	MET 476	CRYOGENIC ENGINEERING	2-1-0		

PROGRAM ELECTIVE V

SLOT	COURSE NO.	COURSES	L-T-P	HOURS	CREDIT
D	MET 418	RELIABILITY ENGINEERING	2-1-0	3	3
	MET 428	INDUSTRIAL INTERNET OF THINGS	2-1-0		
	MET438	FRACTURE MECHANICS	2-1-0		
	MET 448	GAS TURBINES AND JET PROPULSION	2-1-0		
	MET 458	ADVANCED ENERGY ENGINEERING	2-1-0		
	MET 468	ADDITIVE MANUFACTURING	2-1-0		
	MET 478	POWER PLANT ENGINEERING	2-1-0		

NOTE

- *All Institutions should keep 4 hours exclusively for Remedial class/Minor/Honours course (Mondays from 10 to 12 and Wednesdays from 10 to 12). If a student does not opt for minor/honors programme, he/she can be given remedial class.
- Comprehensive Course Viva:** The comprehensive course viva in the eighth semester of study shall have a viva voce for 50 marks. The viva voce shall be conducted based on the syllabus mentioned for comprehensive course work in the sixth semester. The viva voce will be conducted by the same three member committee assigned for final project phase II evaluation towards the end of the semester. The pass minimum for this course is 25. The course should be mapped with a faculty and classes shall be arranged for practising questions based on the core courses listed in the curriculum. The mark will be treated as internal and should be uploaded along with internal marks of other courses.
- Project Phase II:** The object of Project Work II & Dissertation is to enable the student to extend further the investigative study taken up in Project 1, either fully theoretical/practical or involving both theoretical and practical work, under the guidance of a Supervisor from the Department alone or jointly with a Supervisor drawn from R&D laboratory/Industry. This is expected to provide a good training for the student(s) in R&D work and technical leadership. The assignment to normally include:
 - In depth study of the topic assigned in the light of the Report prepared under Phasel;
 - Review and finalization of the Approach to the Problem relating to the assigned topic;
 - Detailed Analysis/ Modelling/ Simulation/ Design/ Problem Solving/ Experiment as needed;
 - Final development of product/process, testing, results, conclusions and future directions;
 - Preparing a paper for Conference presentation/Publication in Journals, if possible;

- Preparing a Dissertation in the standard format for being evaluated by the Department;
- Final Presentation before a Committee

Total marks: 150, only CIE, minimum required to pass 75

Guide : 30

Interim evaluation, 2 times in the semester by the evaluation committee : 50

Quality of the report evaluated by the above committee : 30

Final evaluation by a three member committee : 40

(The final evaluation committee comprises Project coordinator, expert from Industry/research Institute and a senior faculty from a sister department. The same committee will conduct comprehensive course viva for 50 marks).

MINOR

Minor is an additional credential a student may earn if s/he does 20 credits worth of additional learning in a discipline other than her/his major discipline of B.Tech. degree. The objective is to permit a student to customize their Engineering degree to suit their specific interests. Upon completion of an Engineering Minor, a student will be better equipped to perform interdisciplinary research and will be better employable. Engineering Minors allow a student to gain interdisciplinary experience and exposure to concepts and perspectives that may not be a part of their major degree programs.

The academic units offering minors in their discipline will prescribe the set of courses and/or other activities like projects necessary for earning a minor in that discipline. A specialist basket of 3-6 courses is identified for each Minor. Each basket may rest on one or more foundation courses. A basket may have sequences within it, i.e., advanced courses may rest on basic courses in the basket. S/he accumulates credits by registering for the required courses, and if the requirements for a particular minor are met within the time limit for the course, the minor will be awarded. This will be mentioned in the Degree Certificate as “Bachelor of Technology in xxx with Minor in yyy”. The fact will also be reflected in the consolidated grade card, along with the list of courses taken. If one specified course cannot be earned during the course of the programme, that minor will not be awarded. The individual course credits earned, however, will be reflected in the consolidated grade card.

(i) The curriculum/syllabus committee/BoS shall prepare syllabus for courses to be included in the curriculum from third to eight semesters for all branches. The minor courses shall be identified by

M slot courses.

(ii) Registration is permitted for Minor at the beginning of third semester. Total credits required is 182 (162 + 20 credits from value added courses)

(iii) Out of the 20 Credits, 12 credits shall be earned by undergoing a minimum of three courses listed in the curriculum for minor, of which one course shall be a mini project based on the chosen area. They can do miniproject either in S7 or in S8. The remaining 8 credits could be acquired by undergoing 2 MOOCs recommended by the Board of studies and approved by the Academic Council or through courses listed in the curriculum. The classes for Minor shall be conducted along with regular classes and no extra time shall be required for conducting the courses.

(iv) There won't be any supplementary examination for the courses chosen for Minor.

(v) On completion of the program, "Bachelor of Technology in xxx with Minor in yyy" will be awarded.

(vi) The registration for minor program will commence from semester 3 and the all academic units offering minors in their discipline should prescribe set of such courses. The courses shall be grouped into maximum of 3 baskets. The basket of courses may have sequences within it, i.e., advanced courses may rest on basic courses in the basket. Reshuffling of courses between various baskets will not be allowed. In any case, they should carry out a mini project based on the chosen area in S7 or S8. Students who have registered for **B.Tech Minor in MECHANICAL ENGINEERING Branch** can opt to study the courses listed below:

Semester	BASKET I				BASKET II				BASKET III			
	Course No.	Course Name	H O U R S	C R E D I T	Course No.	Course Name	H O U R S	C R E D I T	Course No.	Course Name	H O U R S	C R E D I T
S3	MET281	MECHANICS OF MATERIALS	4	4	MET283	FLUID MECHANICS & MACHINERY	4	4	MET285	MATERIAL SCIENCE & TECHNOLOGY	4	4
S4	MET282	THEORY OF MACHINES	4	4	MET284	THERMODYNAMICS	4	4	MET286	MANUFACTURING TECHNOLOGY	4	4
S5	MET381	DYNAMICS OF MACHINES	4	4	MET383	THERMAL ENGINEERING	4	4	MET385	MACHINE TOOLS ENGINEERING	4	4
S6	MET382	MACHINE DESIGN	4	4	MET384	HEAT TRANSFER	4	4	MET386	INDUSTRIAL ENGINEERING	4	4
S7	MED481	MINIPROJECT	4	4	MED481	MINIPROJECT	4	4	MED481	MINIPROJECT	4	4
S8	MED482	MINIPROJECT	4	4	MED482	MINIPROJECT	4	4	MED482	MINIPROJECT	4	4

HONOURS

Honours is an additional credential a student may earn if s/he opts for the extra 20 credits needed for this in her/his own discipline. Honours is not indicative of class. KTU is providing this option for academically extra brilliant students to acquire Honours. Honours is intended for a student to gain expertise/specialise in an area inside his/her major B.Tech discipline and to enrich knowledge in emerging/advanced areas in the branch of engineering concerned. It is particularly suited for students aiming to pursue higher studies. Upon completion of Honours, a student will be better equipped to perform research in her/his branch of engineering. On successful accumulation of credits at the end of the programme, this will be mentioned in the Degree Certificate as "Bachelor of Technology in xxx, with Honours." The fact will also be reflected in the consolidated grade card, along with the list of courses taken. If one specified course cannot be earned during the course of the programme, Honours will not be awarded. The individual course credits earned, however, will be reflected in the consolidated grade card.

The courses shall be grouped into maximum of 3 groups, each group representing a particular specialization in the branch. The students shall select only the courses from same group in all

semesters. It means that the specialization is to be fixed by the student and cannot be changed subsequently. The internal evaluation, examination and grading shall be exactly as for other mandatory courses. The Honours courses shall be identified by H slot courses.

- (i) The curriculum/syllabus committee/BOS shall prepare syllabus for courses to be included in the curriculum from fourth to eight semesters for all branches. The honours courses shall be identified by H slot courses.
- (ii) Registration is permitted for Honours at the beginning of fourth semester. Total credits required is 182 (162 + 20 credits from value added courses).
- (iii) Out of the 20 Credits, 12 credits shall be earned by undergoing a minimum of three courses listed in the curriculum for honours, of which one course shall be a mini project based on the chosen area. The remaining 8 credits could be acquired by undergoing 2 MOOCs recommended by the Board of studies and approved by the Academic Council or through courses listed in the curriculum. The classes for Honours shall be conducted along with regular classes and no extra time shall be required for conducting the courses. The students should earn a grade of 'C' or better for all courses under honours.
- (iv) There won't be any supplementary examination for the courses chosen for honours.
- (v) On successful accumulation of credits at the end of the programme, "Bachelor of Technology in xxx, with Honours" will be awarded if overall CGPA is greater than or equal to 8.5, earned a grade of 'C' or better for all courses chosen for honours and without any history of 'F' Grade.
- (vi) The registration for honours program will commence from semester 4 and the all academic units offering honours in their discipline should prescribe set of such courses. The courses shall be grouped into maximum of 3 groups, each group representing a particular specialization in the branch. The students shall select only the courses from same group in all semesters. It means that the specialization is to be fixed by the student and cannot be changed subsequently. In any case, they should carry out a mini project based on the chosen area in S8. Students who have registered for **B.Tech Honours in MECHANICAL ENGINEERING** can opt to study the courses listed below.

SE ME STE R	GROUP I				GROUP II				GROUP III			
	Course No.	Course Name	H O U R S	C R E D I T	Course No.	Course Name	H O U R S	C R E D I T	Course No.	Course Name	H O U R S	C R E D I T
S4	MET292	CONTINUUM MECHANICS	4	4	MET294	ADVANCED MECHANICS OF FLUIDS	4	4	MET296	MATERIALS IN MANUFACTURING	4	4
S5	MET393	EXPERIMENTAL STRESS	4	4	MET395	ADVANCED THERMODYNA	4	4	MET397	FLUID POWER	4	4

		ANALYSIS				MICS				AUTOMATION		
S6	MET394	ADVANCED DESIGN SYNTHESIS	4	4	MET396	COMPRESSIBLE FLUID FLOW	4	4	MET398	ADVANCED NUMERICAL CONTROLLED MACHINING	4	4
S7	MET495	ADVANCED THEORY OF VIBRATIONS	4	4	MET497	COMPUTATIONAL METHODS IN FLUID FLOW & HEAT TRANSFER	4	4	MET499	PRECISION MACHINING	4	4
S8	MED496	MINIPROJECT	4	4	MED496	MINIPROJECT	4	4	MED496	MINIPROJECT	4	4

INDUCTION PROGRAM

There will be three weeks induction program for first semester students. It is a unique three-week immersion Foundation Programme designed especially for the fresher's which includes a wide range of activities right from workshops, lectures and seminars to sports tournaments, social work and much more. The programme is designed to mould students into well-rounded individuals, aware and sensitized to local and global conditions and foster their creativity, inculcate values and ethics, and help students to discover their passion. Foundation Programme also serves as a platform for the fresher's to interact with their batchmates and seniors and start working as a team with them. The program is structured around the following five themes:

The programme is designed keeping in mind the following objectives:

- **Values and Ethics:** Focus on fostering a strong sense of ethical judgment and moral fortitude.
- **Creativity:** Provide channels to exhibit and develop individual creativity by expressing themselves through art, craft, music, singing, media, dramatics, and other creative activities.
- **Leadership, Communication and Teamwork:** Develop a culture of teamwork and group communication.
- **Social Awareness:** Nurture a deeper understanding of the local and global world and our place in it as concerned citizens of the world.

CURRICULUM I TO VIII: B. TECH MECHANICAL (AUTOMOBILE) ENGINEERING

Every course of B. Tech. Program shall be placed in one of the nine categories as listed in table below.

Sl. No	Category	Code	Credits
1	Humanities and Social Sciences including Management courses	HMC	8
2	Basic Science courses	BSC	26
3	Engineering Science Courses	ESC	22
4	Program Core Courses	PCC	76
5	Program Elective Courses	PEC	15
6	Open Elective Courses	OEC	3
7	Project work and Seminar	PWS	10
8	Mandatory Non-credit Courses (P/F) with grade	MNC	-----
9	Mandatory Student Activities (P/F)	MSA	2
Total Mandatory Credits			162
10	Value Added Course (Optional)	VAC	20

No semester shall have more than six lecture-based courses and two laboratory and/or drawing/seminar/project courses in the curriculum.

Semester-wise credit distribution shall be as below:

Sem	1	2	3	4	5	6	7	8	Total
Credits	17	21	22	22	23	23	15	17	160
Activity Points	50				50				---
Credits for Activity	2								2
G.Total									162

MECHANICAL (AUTOMOBILE) ENGINEERING

Basic Science Courses: Maths, Physics, Chemistry, Biology for Engineers, Life Science etc

Engineering science courses: Basic Electrical, Engineering Graphics, Programming, Workshop, Basic Electronics, Basic Civil, Engineering Mechanics, Mechanical Engineering, Thermodynamics, Design Engineering, Materials Engineering etc.

Humanities and Social Sciences including Management courses: English, Humanities, Professional Ethics, Management, Finance & Accounting, Life Skills, Professional Communication, Economics etc

Mandatory non-credit courses: Sustainable Engineering, Constitution of India/Essence of Indian Knowledge Tradition, Industrial Safety Engineering, disaster management etc.

Course Code and Course Number

Each course is denoted by a unique code consisting of three alphabets followed by three numerals like **E C L 2 0 1**. The first two letter code refers to the department offering the course. EC stands for course in Electronics & Communication, course code MA refers to a course in Mathematics, course code ES refers to a course in Engineering Science etc. Third letter stands for the nature of the course as indicated in the following table.

Code	Description
T	Theory based courses (other the lecture hours, these courses can have tutorial and practical hours, e.g., L-T-P structures 3-0-0, 3-1-2, 3-0-2 etc.)
L	Laboratory based courses (where performance is evaluated primarily on the basis of practical or laboratory work with LTP structures like 0-0-3, 1-0-3, 0-1-3 etc.)
N	Non-credit courses
D	Project based courses (Major, Mini Projects)
Q	Seminar Courses

Course Number is a three digit number and the first digit refers to the Academic year in which the course is normally offered, i.e. 1, 2, 3, or 4 for the B. Tech. Programme of four year duration. Of the other two digits, the last digit identifies whether the course is offered normally in the odd (odd number), even (even number) or in both the semesters (zero). The middle number could be any digit. ECL 201 is a laboratory course offered in EC department for third semester, MAT 101 is a course in Mathematics offered in the first semester, EET 344 is a course in Electrical Engineering offered in the sixth semester, PHT 110 is a course in Physics offered both the first and second semesters, EST 102 is a course in Basic Engineering offered by one or many departments. These course numbers are to be given in the curriculum and syllabi.

MAT 101	LINEAR ALGEBRA AND CALCULUS	CATEGORY	L	T	P	CREDIT	Year of Introduction
		BSC	3	1	0	4	2019

Preamble: This course introduces students to some basic mathematical ideas and tools which are at the core of any engineering course. A brief course in Linear Algebra familiarises students with some basic techniques in matrix theory which are essential for analysing linear systems. The calculus of functions of one or more variables taught in this course are useful in modelling and analysing physical phenomena involving continuous change of variables or parameters and have applications across all branches of engineering.

Prerequisite: A basic course in one-variable calculus and matrix theory.

Course Outcomes: After the completion of the course the student will be able to

CO 1	solve systems of linear equations, diagonalize matrices and characterise quadratic forms
CO 2	compute the partial and total derivatives and maxima and minima of multivariable functions
CO 3	compute multiple integrals and apply them to find areas and volumes of geometrical shapes, mass and centre of gravity of plane laminas
CO 4	perform various tests to determine whether a given series is convergent, absolutely convergent or conditionally convergent
CO 5	determine the Taylor and Fourier series expansion of functions and learn their applications.

Mapping of course outcomes with program outcomes

	PO 1	PO 2	PO 3	PO 4	PO 5	PO 6	PO 7	PO 8	PO 9	PO 10	PO 11	PO 12
CO 1	3	3	3	3	2	1			1	2		2
CO 2	3	3	3	3	2	1			1	2		2
CO 3	3	3	3	3	2	1			1	2		2
CO 4	3	2	3	2	1	1			1	2		2
CO 5	3	3	3	3	2	1			1	2		2

Assessment Pattern

Bloom's Category	Continuous Assessment Tests		End Semester Examination (Marks)
	Test 1 (Marks)	Test 2 (Marks)	
Remember	10	10	20
Understand	20	20	40
Apply	20	20	40
Analyse			
Evaluate			
Create			

Mark distribution

Total Marks	CIE marks	ESE marks	ESE Duration
150	50	100	3 hours

Continuous Internal Evaluation Pattern:

Attendance : 10 marks

Continuous Assessment Test (2 numbers) : 25 marks

Assignment/Quiz/Course project : 15 marks

Assignments: Assignment should include specific problems highlighting the applications of the methods introduced in this course in science and engineering.

End Semester Examination Pattern: There will be two parts; Part A and Part B. Part A contain 10 questions with 2 questions from each module, having 3 marks for each question. Students should answer all questions. Part B contains 2 questions from each module of which student should answer any one. Each question can have maximum 2 sub-divisions and carry 14 marks.

Course Level Assessment Questions

Course Outcome 1 (CO1): Solve systems of linear equations, diagonalize matrices and characterise quadratic forms

1. A is a real matrix of order 3×3 and $X = \begin{bmatrix} x \\ y \\ z \end{bmatrix}$. What can you say about the solution of $AX =$

0 if rank of A is 1? 2? 3?

2. Given $A = \begin{bmatrix} 3 & 0 & 2 \\ 0 & 2 & 0 \\ -2 & 0 & 0 \end{bmatrix}$, find an orthogonal matrix P that diagonalizes A .

3. Find out what type of conic section the following quadratic form represents

$$17x^2 - 30x_1x_2 + 17x_2^2 = 128$$

4. The matrix $A = \begin{bmatrix} -2 & 2 & -3 \\ 2 & 1 & -6 \\ -1 & -2 & 0 \end{bmatrix}$ has an eigen value 5 with corresponding Eigen vector $X =$

$$\begin{bmatrix} 1 \\ 2 \\ -1 \end{bmatrix}. \text{ Find } A^5 X$$

Course Outcome 2 (CO2): compute the partial and total derivatives and maxima and minima of multivariable functions

1. Find the slope of the surface $z = x^2y + 5y^3$ in the x-direction at the point (1,-2)

- Given the function $w = xy + z$, use chain rule to find the instantaneous rate of change of w at each point along the curve $x = \cos t, y = \sin t, z = t$
- Determine the dimension of rectangular box open at the top, having a volume 32 cubic ft and requiring the least amount of material for its construction.

Course Outcome 3(CO3): compute multiple integrals and apply them to find areas and volumes of geometrical shapes, mass and centre of gravity of plane laminas.

- Evaluate $\iint_D (x + 2y) dA$ where D is the region bounded by the parabolas $y = 2x^2$ and $y = 1 + x^2$
- Explain how you would find the volume under the surface $z = f(x, y)$ and over a specific region D in the xy plane using (i) double integral (ii) triple integral?
- Find the mass and centre of gravity of a triangular lamina with vertices $(0,0), (2,1), (0,3)$ if the density function is $f(x, y) = x + y$
- Use spherical coordinates to evaluate $\iiint_B (x^2 + y^2 + z^2)^3 dV$ where B is the unit ball defined by $B = \{(x, y, z): x^2 + y^2 + z^2 \leq 1\}$

Course Outcome 4 (CO4): perform various tests to determine whether a given series is convergent, absolutely convergent or conditionally convergent.

- What is the difference between a sequence and a series and when do you say that they are convergent? Divergent?
- Determine whether the series $\sum_{n=1}^{\infty} \frac{5}{2n^2 + 4n + 3}$ converges or diverges.
- Is the series $\sum_{n=1}^{\infty} \frac{(-1)^{n-1}}{n}$ convergent? Absolutely convergent? Conditionally convergent?

Course Outcome 5 (CO5): determine the Taylor and Fourier series expansion of functions and learn their applications.

- Assuming the possibility of expansion find the Maclaurin series expansion of $f(x) = (1 + x)^k$ for $|x| < 1$ where k is any real number. What happens if k is a positive integer?
- Use Maclaurin series of $\ln(1 + x), -1 < x \leq 1$ to find an approximate value of $\ln 2$.
- Find the Fourier series of the function $f(x) = x^2, -2 \leq x < 2, f(x + 4) = f(x)$. Hence using Parseval's identity prove that $1 + \frac{1}{2^4} + \frac{1}{3^4} + \dots = \frac{\pi^4}{90}$
- Expand the function $f(x) = x$ ($0 < x < 1/2$) into a (i) Fourier sine series (ii) Fourier cosine series.

Model Question paper

QP CODE:

PAGES:3

Reg No: _____

Name : _____

APJ ABDUL KALAM TECHNOLOGICAL UNIVERSITY FIRST SEMESTER B.TECH DEGREE EXAMINATION,
MONTH & YEAR

Course Code: MAT 101

Max. Marks: 100

Duration: 3 Hours

LINEAR ALGEBRA AND CALCULUS

(2019-Scheme)

(Common to all branches)

PART A

(Answer all questions, each question carries 3 marks)

1. Determine the rank of the matrix $A = \begin{bmatrix} 1 & 2 & -1 \\ -2 & -4 & 2 \\ 3 & 6 & -3 \end{bmatrix}$.
2. Write down the eigen values of $A = \begin{bmatrix} 2 & 0 \\ 0 & -1 \end{bmatrix}$. What are the eigen values of $P^{-1}AP$ where $P = \begin{bmatrix} -4 & 2 \\ 3 & -1 \end{bmatrix}$?
3. Find $f_x(1,3)$ and $f_y(1,3)$ for the function $f(x,y) = 2x^3y^2 + 2y + 4x$.
4. Show that the function $u(x,t) = \sin(x - ct)$ is a solution of the equation $\frac{\partial^2 u}{\partial t^2} = c^2 \frac{\partial^2 u}{\partial x^2}$.
5. Use double integral to find the area of the region enclosed between the parabolas $y = \frac{1}{2}x^2$ and the line $y = 2x$.
6. Use polar coordinates to evaluate the area of the region bounded by $x^2 + y^2 = 4$, the line $y = x$ and the y axis in the first quadrant
7. Test the convergence of the series $\sum_{k=1}^{\infty} \frac{k}{k+1}$.
8. Test the convergence of the alternating series $\sum_{k=1}^{\infty} (-1)^{k+1} \frac{1}{k}$ using Leibnitz test.
9. Find the Taylor series expansion of $\sin \pi x$ about $x = \frac{1}{2}$.
10. Find the values to which the Fourier series of

$f(x) = x$ for $-\pi < x < \pi$, with $f(x + 2\pi) = f(x)$ converges

(10x3=30)

PART B

(Answer **one full** question from each module, each question carries **14** marks)

Module - I

11. (a) Solve the following system of equations

$$y + z - 2w = 0$$

$$2x - 3y - 3z + 6w = 2$$

$$4x + y + z - 2w = 4$$

- (b) Find the eigen values and eigen vectors of the matrix $\begin{bmatrix} -2 & 2 & -3 \\ 2 & 1 & -6 \\ -1 & -2 & 0 \end{bmatrix}$

12. (a) Diagonalize the matrix $\begin{bmatrix} -1 & 2 & -2 \\ 2 & 4 & 1 \\ 2 & 1 & 4 \end{bmatrix}$

- (b) What kind of conic section the quadratic form $3x_1^2 + 22x_1x_2 + 3x_2^2 = 0$ represents? Transform it to principal axes.

Module - II

13. (a) Find the local linear approximation to $f(x, y) = \sqrt{x^2 + y^2}$ at the point $(3, 4)$. Use it to approximate $f(3.04, 3.98)$

- (b) Let $w = \sqrt{x^2 + y^2 + z^2}$, $x = \cos\theta$, $y = \sin\theta$, $z = \tan\theta$. Use chain rule to find $\frac{dw}{d\theta}$ when $\theta = \frac{\pi}{4}$.

14. (a) Let $z = f(x, y)$ where $x = r\cos\theta$, $y = r\sin\theta$, prove that

$$\left(\frac{\partial z}{\partial x}\right)^2 + \left(\frac{\partial z}{\partial y}\right)^2 = \left(\frac{\partial z}{\partial r}\right)^2 + \frac{1}{r^2} \left(\frac{\partial z}{\partial \theta}\right)^2.$$

- (b) Locate all relative maxima, relative minima and saddle points

$$f(x, y) = xy + \frac{a^3}{x} + \frac{b^3}{y} \quad (a \neq 0, b \neq 0).$$

Module - III

15. (a) Evaluate $\iint_D (2x^2y + 9y^3) dx dy$ where D is the region bounded by $y = \frac{2}{3}x$ and $y = 2\sqrt{x}$

- (b) Evaluate $\int_0^4 \int_{\sqrt{y}}^2 e^{x^3} dx dy$ changing the order of integration.

16. (a) Find the volume of the solid bounded by the cylinder $x^2 + y^2 = 4$ and the planes $y + z = 4$ and $z = 0$.

- (b) Evaluate $\iiint \sqrt{1 - x^2 - y^2 - z^2} dx dy dz$, taken throughout the volume of the sphere $x^2 + y^2 + z^2 = 1$, by transforming to spherical polar coordinates

Module - IV

17. (a) Test the convergence of the series

$$(i) \quad \sum_{k=1}^{\infty} \frac{k^k}{k!} \quad (ii) \quad \sum_{k=2}^{\infty} \left(\frac{4k-5}{2k+1}\right)^k$$

- (b) Determine the convergence or divergence of the series $\sum_{k=1}^{\infty} (-1)^k \frac{(2k-1)!}{3^k}$

18. (a) Check whether the series $\sum_{k=1}^{\infty} (-1)^{k+1} \frac{(2k)!}{(3k-2)!}$ is absolutely convergent, conditionally convergent or divergent.

(b) Test the convergence of the series $1 + \frac{1.2}{1.3} + \frac{1.2.3}{1.3.5} + \frac{1.2.3.4}{1.3.5.7} + \dots$

Module - V

19. (a) Obtain the Fourier series of for $f(x) = e^{-x}$, in the interval $0 < x < 2\pi$. with $f(x + 2\pi) = f(x)$. Hence deduce the value of $\sum_{n=2}^{\infty} \frac{(-1)^n}{1+n^2}$.

(b) Find the half range sine series of $f(x) = \begin{cases} \frac{2kL}{x} & \text{if } 0 < x < \frac{L}{2} \\ \frac{2k(L-x)}{L} & \text{if } \frac{L}{2} < x < L \end{cases}$

20. (a) Expand $(1+x)^{-2}$. as a Taylor series about $x = 0$ and state the region of convergence of the series.

(b) Find the Fourier series for $f(x) = x^2$ in the interval $-\pi < x < \pi$

with $f(x + 2\pi) = f(x)$. Hence show that $\frac{1}{1^4} + \frac{1}{2^4} + \frac{1}{3^4} + \dots = \frac{\pi^4}{90}$. (14X5=70)

Syllabus

Module 1 (Linear algebra)

(Text 2: Relevant topics from sections 7.3, 7.4, 7.5, 8.1, 8.3, 8.4)

Systems of linear equations, Solution by Gauss elimination, row echelon form and rank of a matrix, fundamental theorem for linear systems (homogeneous and non-homogeneous, without proof), Eigen values and eigen vectors. Diagonalization of matrices, orthogonal transformation, quadratic forms and their canonical forms.

Module 2 (multivariable calculus-Differentiation)

(Text 1: Relevant topics from sections 13.3, 13.4, 13.5, 13.8)

Concept of limit and continuity of functions of two variables, partial derivatives, Differentials, Local Linear approximations, chain rule, total derivative, Relative maxima and minima, Absolute maxima and minima on closed and bounded set.

Module 3 (multivariable calculus-Integration)

(Text 1: Relevant topics from sections 14.1, 14.2, 14.3, 14.5, 14.6, 14.8)

Double integrals (Cartesian), reversing the order of integration, Change of coordinates (Cartesian to polar), finding areas and volume using double integrals, mass and centre of gravity of inhomogeneous laminas using double integral. Triple integrals, volume calculated as triple integral, triple integral in cylindrical and spherical coordinates (computations involving spheres, cylinders).

Module 4 (sequences and series)

(Text 1: Relevant topics from sections 9.1, 9.3, 9.4, 9.5, 9.6)

Convergence of sequences and series, convergence of geometric series and p-series(without proof), test of convergence (comparison, ratio and root tests without proof); Alternating series and Leibnitz test, absolute and conditional convergence.

Module 5 (Series representation of functions)

(Text 1: Relevant topics from sections 9.8, 9.9. Text 2: Relevant topics from sections 11.1, 11.2, 11.6)

Taylor series (without proof, assuming the possibility of power series expansion in appropriate domains), Binomial series and series representation of exponential, trigonometric, logarithmic functions (without proofs of convergence); Fourier series, Euler formulas, Convergence of Fourier series (without proof), half range sine and cosine series, Parseval's theorem (without proof).

Text Books

1. H. Anton, I. Biven, S. Davis, "Calculus", Wiley, 10th edition, 2015.
2. Erwin Kreyszig, Advanced Engineering Mathematics, 10th Edition, John Wiley & Sons, 2016.

Reference Books

1. J. Stewart, Essential Calculus, Cengage, 2nd edition, 2017
2. G.B. Thomas and R.L. Finney, Calculus and Analytic geometry, 9th Edition, Pearson, Reprint, 2002.
3. Peter V. O'Neil, Advanced Engineering Mathematics, Cengage, 7th Edition, 2012
4. Veerarajan T., Engineering Mathematics for first year, Tata McGraw-Hill, New Delhi, 2008.
5. B.S. Grewal, Higher Engineering Mathematics, Khanna Publishers, 36 Edition, 2010.

Course Contents and Lecture Schedule

No	Topic	No. of Lectures
1	Linear Algebra (10 hours)	
1.1	Systems of linear equations, Solution by Gauss elimination	1
1.2	Row echelon form, finding rank from row echelon form, fundamental theorem for linear systems	3
1.3	Eigen values and eigen vectors	2
1.4	Diagonalization of matrices, orthogonal transformation, quadratic forms	4

	and their canonical forms.	
2	Multivariable calculus-Differentiation (8 hours)	
2.1	Concept of limit and continuity of functions of two variables, partial derivatives	2
2.2	Differentials, Local Linear approximations	2
2.3	Chain rule, total derivative	2
2.4	Maxima and minima	2
3	Multivariable calculus-Integration (10 hours)	
3.1	Double integrals (Cartesian)-evaluation	2
3.2	Change of order of integration in double integrals, change of coordinates (Cartesian to polar),	2
3.3	Finding areas and volumes, mass and centre of gravity of plane laminas	3
3.4	Triple integrals	3
4	Sequences and series (8 hours)	
4.1	Convergence of sequences and series, geometric and p-series	2
4.2	Test of convergence(comparison, ratio and root)	4
4.3	Alternating series and Leibnitz test, absolute and conditional convergence	2
5	Series representation of functions (9 hours)	
5.1	Taylor series, Binomial series and series representation of exponential, trigonometric, logarithmic functions;	3
5.2	Fourier series, Euler formulas, Convergence of Fourier series(Dirichlet's conditions)	3
5.3	Half range sine and cosine series, Parseval's theorem.	3

CYT 100	ENGINEERING CHEMISTRY	CATEGORY	L	T	P	CREDIT	YEAR OF INTRODUCTION
		BSC	3	1	0	4	2019

Preamble: To enable the students to acquire knowledge in the concepts of chemistry for engineering applications and to familiarize the students with different application oriented topics like spectroscopy, electrochemistry, instrumental methods etc. Also familiarize the students with topics like mechanism of corrosion, corrosion prevention methods, SEM, stereochemistry, polymers, desalination etc., which enable them to develop abilities and skills that are relevant to the study and practice of chemistry.

Prerequisite: Concepts of chemistry introduced at the plus two levels in schools

Course outcomes: After the completion of the course the students will be able to

CO 1	Apply the basic concepts of electrochemistry and corrosion to explore its possible applications in various engineering fields.
CO 2	Understand various spectroscopic techniques like UV-Visible, IR, NMR and its applications.
CO 3	Apply the knowledge of analytical method for characterizing a chemical mixture or a compound. Understand the basic concept of SEM for surface characterisation of nanomaterials.
CO 4	Learn about the basics of stereochemistry and its application. Apply the knowledge of conducting polymers and advanced polymers in engineering.
CO 5	Study various types of water treatment methods to develop skills for treating wastewater.

Mapping of course outcomes with program outcomes

	PO 1	PO 2	PO 3	PO 4	PO 5	PO 6	PO 7	PO 8	PO 9	PO 10	PO 11	PO 12
CO 1	1	2	1									
CO 2	1	1		1	2							
CO 3	1	1		1	2							
CO 4	2	1										
CO 5	1			1			3					

Assessment Pattern

Bloom's Category	Continuous Assessment Tests		End Semester Examination
	1	2	
Remember	15	15	30
Understand	25	25	50
Apply	10	10	20
Analyse			
Evaluate			
Create			

End Semester Examination Pattern: There will be two parts- **Part A** and **Part B**. **Part A** contains **10** questions (**2** questions from each module), having **3** marks for each question. Students should answer **all** questions. **Part B** contains **2** questions from each module, of which student should answer any one. Each question can have maximum **2** subdivisions and carries **14** marks.

Course Level Assessment Questions

Course Outcome 1 (CO 1):

1. What is calomel electrode? Give the reduction reaction (3 Marks)
2. List three important advantages of potentiometric titration (3 Marks)
3. (a) Explain how electroless plating copper and nickel are carried out (10 Marks)
(b) Calculate the emf of the following cell at 30°C, $Zn / Zn^{2+} (0.1M) // Ag^+ (0.01M) // Ag$.
Given $E^0 Zn^{2+}/Zn = -0.76 V$, $E^0 Ag^+/Ag = 0.8 V$. (4 Marks)

Course Outcome 2 (CO 2)

1. State Beer Lambert's law (3 Marks)
2. List the important applications of IR spectroscopy (3 Marks)
3. (a) What is Chemical shift? What are factors affecting Chemical shift? How 1H NMR spectrum of CH_3COCH_2Cl interpreted using the concept of chemical shift. (10 Marks)
(b) Calculate the force constant of HF molecule, if it shows IR absorption at 4138 cm^{-1} . Given that atomic masses of hydrogen and fluorine are 1u and 19u respectively. (4 Marks)

Course Outcome 3 (CO 3):

1. Distinguish between TGA and DTA (3 Marks)
2. Give two differences between GSC and GLC (3 Marks)

3. (a) Explain the principle, instrumentation and procedure of HPLC (10 Marks)

(b) Interpret TGA of $\text{CaC}_2\text{O}_4 \cdot \text{H}_2\text{O}$ (4 Marks)

Course Outcome 4 (CO 4):

1. Explain the geometrical isomerism in double bonds (3 Marks)

2. What are the rules of assigning R-S notation? (3 Marks)

3. (a) What are conducting polymers? How it is classified? Give the preparation of polyaniline (10 Marks)

(b) Draw the stereoisomers possible for $\text{CH}_3\text{-(CHOH)}_2\text{-COOH}$ (4 Marks)

Course Outcome 5 (CO 5):

1. What is degree of hardness? (3 Marks)

2. Define BOD and COD (3 Marks)

3. (a) Explain the EDTA estimation of hardness (10 Marks)

(b) Standard hard water contains 20 g of CaCO_3 per liter, 50 mL of this required 30 mL of EDTA solution, 50 mL of sample water required 20 mL of EDTA solution. 50 mL sample water after boiling required 14 mL EDTA solution. Calculate the temporary hardness of the given sample of water, in terms of ppm. (4 Marks)

MODEL QUESTION PAPER

Total Pages:

Reg No.: _____

Name: _____

APJ ABDUL KALAM TECHNOLOGICAL UNIVERSITY
FIRST SEMESTER B.TECH DEGREE EXAMINATION

Course Code: CYT100,

Course Name: ENGINEERING CHEMISTRY

Max. Marks: 100

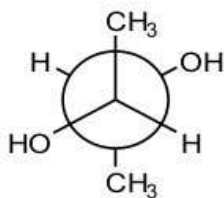
Duration: 3 Hours

PART A

Answer all questions, each carries 3 marks

- | | | Marks |
|---|--|-------|
| 1 | What is potentiometric titration? How the end point is determined graphically? | (3) |
| 2 | What is Galvanic series? How is it different from electrochemical series? | (3) |
| 3 | Which of the following molecules can give IR absorption? Give reason?
(a) O_2 (b) H_2O (c) N_2 (d) HCl | (3) |
| 4 | Which of the following molecules show UV-Visible absorption? Give reason.
(a) Ethane (b) Butadiene (c) Benzene | (3) |

- 5 What are the visualization techniques used in TLC? (3)
- 6 Write the three important applications of nanomaterials. (3)
- 7 Draw the Fischer projection formula and find R-S notation of (3)



- 8 Write the structure of a) Polypyrrole b) Kevlar. (3)
- 9 What is break point chlorination? (3)
- 10 What is reverse osmosis? (3)

PART B

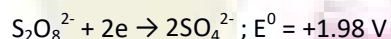
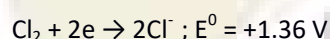
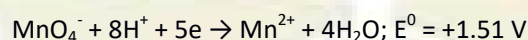
Answer any one full question from each module, each question carries 14 marks

Module 1

- 11 a) Give the construction of Li-ion cell. Give the reactions that take place at the electrodes during charging and discharging. What happens to anodic material when the cell is 100% charged. (10)
- b) Calculate the standard electrode potential of Cu, if its electrode potential at 25 °C is 0.296 V and the concentration of Cu^{2+} is 0.015 M. (4)

OR

- 12 a) Explain the mechanism of electrochemical corrosion of iron in oxygen rich and oxygen deficient acidic and basic environments. (10)
- b) Given below are reduction potentials of some species (4)



Use the above data to examine whether the acids, dil. HCl and dil. H_2SO_4 , can be used to provide acid medium in redox titrations involving KMnO_4 .

Module 2

- 13 a) What is spin-spin splitting? Draw the NMR spectrum of (i) $\text{CH}_3\text{CH}_2\text{CH}_2\text{Br}$ (ii) $\text{CH}_3\text{CH}(\text{Br})\text{CH}_3$. Explain how NMR spectrum can be used to identify the two isomers. (10)
- b) A dye solution of concentration 0.08M shows absorbance of 0.012 at 600 nm; while a test solution of same dye shows absorbance of 0.084 under same conditions. Find the concentration of the test solution. (4)

OR

- 14 a) Explain the basic principle of UV-Visible spectroscopy. What are the possible electronic transitions? Explain with examples. (10)
- b) Sketch the vibrational modes of CO_2 and H_2O . Which of them are IR active? (4)

Module 3

- 15 a) Explain the principle, instrumentation and procedure involved in gas chromatography. (10)
b) Explain the DTA of $\text{CaC}_2\text{O}_4 \cdot \text{H}_2\text{O}$ with a neat sketch. (4)

OR

- 16 a) Explain the various chemical methods used for the synthesis of nanomaterial (10)
b) How TGA is used to analyse the thermal stability of polymers? (4)

Module 4

- 17 a) What are conformers? Draw the *cis* and *trans* isomers of 1, 3-dimethylcyclohexane. (10)
Which conformer (chair form) is more stable in each case?
b) What is ABS? Give properties and applications. (4)

OR

- 18 a) Explain the various structural isomers with suitable example. (10)
b) What is OLED? Draw a labelled diagram. (4)

Module 5

- 19 a) What are ion exchange resins? Explain ion exchange process for removal of hardness of water? How exhausted resins are regenerated? (10)
b) 50 mL sewage water is diluted to 2000 mL with dilution water; the initial dissolved oxygen was 7.7 ppm. The dissolved oxygen level after 5 days of incubation was 2.4 ppm. Find the BOD of the sewage. (4)

OR

- 20 a) What are the different steps in sewage treatment? Give the flow diagram. Explain the working of trickling filter. (10)
b) Calculate the temporary and permanent hardness of a water sample which contains $[\text{Ca}^{2+}] = 160 \text{ mg/L}$, $[\text{Mg}^{2+}] = 192 \text{ mg/L}$ and $[\text{HCO}_3^-] = 122 \text{ mg/L}$. (4)

Syllabus

Module 1

Electrochemistry and Corrosion

Introduction - Differences between electrolytic and electrochemical cells - Daniel cell - redox reactions - cell representation. Different types of electrodes (brief) - Reference electrodes - SHE - Calomel electrode - Glass Electrode - Construction and Working. Single electrode potential - definition - Helmholtz electrical double layer -Determination of E^0 using calomel electrode.Determination of pH using glass electrode.Electrochemical series and its applications. Free energy and EMF - Nernst Equation - Derivation - single electrode and cell (Numericals) -Application - Variation of emf with temperature. Potentiometric titration - Introduction -Redox titration only.Lithiumion cell - construction and working.Conductivity- Measurement of conductivity of a solution (Numericals).

Corrosion-Electrochemicalcorrosion – mechanism. Galvanic series- cathodic protection - electroless plating –Copper and Nickel plating.

Module 2

Spectroscopic Techniques and Applications

Introduction- Types of spectrum - electromagnetic spectrum - molecular energy levels - Beer Lambert's law (Numericals). UV-Visible Spectroscopy – Principle - Types of electronic transitions - Energy level diagram of ethane, butadiene, benzene and hexatriene. Instrumentation of UV-Visible spectrometer and applications. IR-Spectroscopy – Principle - Number of vibrational modes - Vibrational energy states of a diatomic molecule and -Determination of force constant of diatomic molecule (Numericals) –Applications. ^1H NMR spectroscopy – Principle - Relation between field strength and frequency - chemical shift - spin-spin splitting (spectral problems) - coupling constant (definition) - applications of NMR- including MRI (brief).

Module 3

Instrumental Methods and Nanomaterials

Thermal analysis –TGA- Principle, instrumentation (block diagram) and applications – TGA of $\text{CaC}_2\text{O}_4 \cdot \text{H}_2\text{O}$ and polymers. DTA-Principle, instrumentation (block diagram) and applications - DTA of $\text{CaC}_2\text{O}_4 \cdot \text{H}_2\text{O}$. Chromatographic methods - Basic principles and applications of column and TLC- Retention factor. GC and HPLC-Principle, instrumentation (block diagram) - retention time and applications.

Nanomaterials - Definition - Classification - Chemical methods of preparation - Hydrolysis and Reduction - Applications of nanomaterials - Surface characterisation -SEM – Principle and instrumentation (block diagram).

Module 4

Stereochemistry and Polymer Chemistry

Isomerism-Structural, chain, position, functional, tautomerism and matamerism - Definition with examples - Representation of 3D structures-Newman, Sawhorse, Wedge and Fischer projection of substituted methane and ethane. Stereoisomerism - Geometrical isomerism in double bonds and cycloalkanes (cis-trans and E-Z notations). R-S Notation – Rules and examples - Optical isomerism, Chirality, Enantiomers and Diastereoisomers-Definition with examples. Conformational analysis of ethane, butane, cyclohexane, mono and di methyl substituted cyclohexane.

Copolymers - Definition - Types - Random, Alternating, Block and Graft copolymers - ABS - preparation, properties and applications. Kevlar-preparation, properties and applications. Conducting polymers - Doping - Polyaniline and Polypyrrole - preparation properties and applications. OLED - Principle, construction and advantages.

Module 5

Water Chemistry and Sewage Water Treatment

Water characteristics - Hardness - Types of hardness- Temporary and Permanent - Disadvantages of hard water -Units of hardness- ppm and mg/L -Degree of hardness (Numericals) - Estimation of

hardness-EDTA method (Numericals). Water softening methods-Ion exchange process-Principle, procedure and advantages. Reverse osmosis – principle, process and advantages. Municipal water treatment (brief) - Disinfection methods - chlorination, ozone and UV irradiation.

Dissolved oxygen (DO) -Estimation (only brief procedure-Winkler's method), BOD and COD-definition, estimation (only brief procedure) and significance (Numericals). Sewage water treatment - Primary, Secondary and Tertiary - Flow diagram -Trickling filter and UASB process.

Text Books

1. B. L. Tembe, Kamaluddin, M. S. Krishnan, "Engineering Chemistry (NPTEL Web-book)", 2018.
2. P. W. Atkins, "Physical Chemistry", Oxford University Press, 10th edn., 2014.

Reference Books

1. C. N. Banwell, "Fundamentals of Molecular Spectroscopy", McGraw-Hill, 4th edn., 1995.
2. Donald L. Pavia, "Introduction to Spectroscopy", Cengage Learning India Pvt. Ltd., 2015.
3. B. R. Puri, L. R. Sharma, M. S. Pathania, "Principles of Physical Chemistry", Vishal Publishing Co., 47th Edition, 2017.
4. H. H. Willard, L. L. Merritt, "Instrumental Methods of Analysis", CBS Publishers, 7th Edition, 2005.
5. Ernest L. Eliel, Samuel H. Wilen, "Stereo-chemistry of Organic Compounds", WILEY, 2008.
6. Raymond B. Seymour, Charles E. Carraher, "Polymer Chemistry: An Introduction", Marcel Dekker Inc; 4th Revised Edition, 1996.
7. Muhammed Arif, Annette Fernandez, Kavitha P. Nair "Engineering Chemistry", Owl Books, 2019.
8. Ahad J., "Engineering Chemistry", Jai Publication, 2019.
9. Roy K. Varghese, "Engineering Chemistry", Crownplus Publishers, 2019.
10. Soney C. George, Rino Laly Jose, "Text Book of Engineering Chemistry", S. Chand & Company Pvt Ltd, 2019.

Course Contents and Lecture Schedule

No	Topic	No. of Lectures (hrs)
1	Electrochemistry and Corrosion	9
1.1	Introduction - Differences between electrolytic and electrochemical cells- Daniel cell - redox reactions - cell representation. Different types of electrodes (brief) - Reference electrodes- SHE - Calomel electrode - Glass Electrode - Construction and Working.	2
1.2	Single electrode potential – definition - Helmholtz electrical double layer - Determination of E^0 using calomel electrode. Determination of pH using glass electrode. Electrochemical series and its applications. Free energy and EMF - Nernst Equation – Derivation - single electrode and cell (Numericals) -Application -Variation of emf with temperature.	3
1.3	Potentiometric titration - Introduction -Redox titration only. Lithium ion cell - construction and working. Conductivity- Measurement of conductivity of a solution (Numericals).	2
1.4	Corrosion-Electrochemical corrosion – mechanism. Galvanic series- cathodic protection - electroless plating –Copper and Nickel plating.	2
2	Spectroscopic Techniques and Applications	9
2.1	Introduction- Types of spectrum - electromagnetic spectrum - molecular energy levels - Beer Lambert's law (Numericals).	2
2.2	UV-Visible Spectroscopy – Principle - Types of electronic transitions - Energy level diagram of ethane, butadiene, benzene and hexatriene. Instrumentation of UV-Visible spectrometer and applications.	2
2.3	IR-Spectroscopy – Principle - Number of vibrational modes -Vibrational energy states of a diatomic molecule and -Determination of force constant of diatomic molecule (Numericals) –Applications.	2
2.4	^1H NMR spectroscopy – Principle - Relation between field strength and frequency - chemical shift - spin-spin splitting (spectral problems) - coupling constant (definition) - applications of NMR- including MRI (brief).	3
3	Instrumental Methods and Nanomaterials	9
3.1	Thermal analysis –TGA- Principle, instrumentation (block diagram) and applications – TGA of $\text{CaC}_2\text{O}_4 \cdot \text{H}_2\text{O}$ and polymers. DTA-Principle, instrumentation (block diagram) and applications - DTA of $\text{CaC}_2\text{O}_4 \cdot \text{H}_2\text{O}$.	2

3.2	Chromatographic methods - Basic principles and applications of column and TLC-Retention factor.	2
3.3	GC and HPLC-Principle, instrumentation (block diagram) - retention time and applications.	2
3.4	Nanomaterials - Definition - Classification - Chemical methods of preparation - Hydrolysis and Reduction - Applications of nanomaterials - Surface characterisation -SEM – Principle and instrumentation (block diagram).	3
4	Stereochemistry and Polymer Chemistry	9
4.1	Isomerism-Structural, chain, position, functional, tautomerism and matamerism - Definition with examples - Representation of 3D structures-Newman, Sawhorse, Wedge and Fischer projection of substituted methane and ethane. Stereoisomerism - Geometrical isomerism in double bonds and cycloalkanes (cis-trans and E-Z notations).	2
4.2	R-S Notation – Rules and examples - Optical isomerism, Chirality, Enantiomers and Diastereoisomers-Definition with examples.	1
4.3	Conformational analysis of ethane, butane, cyclohexane, mono and di methyl substituted cyclohexane.	2
4.4	Copolymers - Definition - Types - Random, Alternating, Block and Graft copolymers - ABS - preparation, properties and applications. Kevlar-preparation, properties and applications. Conducting polymers - Doping -Polyaniline and Polypyrrole - preparation properties and applications. OLED - Principle, construction and advantages.	4
5	Water Chemistry and Sewage Water Treatment	9
5.1	Water characteristics - Hardness - Types of hardness- Temporary and Permanent - Disadvantages of hard water -Units of hardness- ppm and mg/L -Degree of hardness (Numericals) - Estimation of hardness-EDTA method (Numericals). Water softening methods-Ion exchange process-Principle, procedure and advantages. Reverse osmosis – principle, process and advantages.	3
5.2	Municipal water treatment (brief) - Disinfection methods - chlorination, ozone and UV irradiation.	2
5.3	Dissolved oxygen (DO) -Estimation (only brief procedure-Winkler's method), BOD and COD-definition, estimation (only brief procedure) and significance (Numericals).	2
5.4	Sewage water treatment - Primary, Secondary and Tertiary - Flow diagram - Trickling filter and UASB process.	2

EST 110	ENGINEERING GRAPHICS	CATEGORY	L	T	P	CREDIT	Year of Introduction
		ESC	2	0	2	3	2019

Preamble: To enable the student to effectively perform technical communication through graphical representation as per global standards.

Prerequisite: NIL

Course Outcomes: After the completion of the course the student will be able to

CO 1	Draw the projection of points and lines located in different quadrants
CO 2	Prepare multiview orthographic projections of objects by visualizing them in different positions
CO 3	Draw sectional views and develop surfaces of a given object
CO 4	Prepare pictorial drawings using the principles of isometric and perspective projections to visualize objects in three dimensions.
CO 5	Convert 3D views to orthographic views
CO 6	Obtain multiview projections and solid models of objects using CAD tools

Mapping of course outcomes with program outcomes

	PO 1	PO 2	PO 3	PO 4	PO 5	PO 6	PO 7	PO 8	PO 9	PO 10	PO 11	PO 12
CO 1	3											
CO 2	3											
CO 3	3	1										
CO 4	3									1		
CO 5	3									2		
CO 6	3				3					3		

Assessment Pattern

Bloom's Category	Continuous Assessment Tests		End Semester Examination (100 Marks)
	Test 1 (15 Marks)	Test 2 (15 Marks)	
Remember			
Understand	5		20
Apply	10	10	80
Analyse			
Evaluate			
Create			

Mark distribution

Total Marks	CIE (Marks)	ESE (Marks)	ESE Duration
150	50	100	3 hours

Continuous Internal Evaluation Pattern:

Attendance : 10 marks

CIA for section A carries 25 marks (15 marks for 1 test and Class work 10 marks)

CIA for section B carries 15 marks (10 marks for 1 test and Class work 5 marks)

End Semester Examination Pattern:

ESE will be of 3 hour duration on A4 size answer booklet and will be for 100 marks. The question paper shall contain two questions from each module of Section A only. Student has to answer any one question from each module. Each question carries 20 marks.

Course Level Assessment Questions

(Questions may be framed based on the outline given under each course outcome)

Course Outcome 1 (CO1):

1. Locate points in different quadrants as per given conditions.
2. Problems on lines inclined to both planes .
3. Find True length, Inclinations and Traces of lines.

Course Outcome 2 (CO2)

1. Draw orthographic views of solids and combination solids
2. Draw views of solids inclined to any one reference plane.
3. Draw views of solids inclined to both reference planes.

Course Outcome 3 (CO3):

1. Draw views of solids sectioned by a cutting plane
2. Find location and inclination of cutting plane given true shape of the section
3. Draw development of lateral surface of solids and also its sectioned views

Course Outcome 4 (CO4):

1. Draw Isometric views/projections of solids
2. Draw Isometric views/projections of combination of solids
3. Draw Perspective views of Solids

Course Outcome 5 (CO5):

1. Draw Orthographic views of solids from given three dimensional view

Course Outcome 6 (CO6):

1. Draw the given figure including dimensions using 2D software
2. Create 3D model using modelling software from the given orthographic views or 3D figure or from real 3D objects

Model Question paper

QP CODE:

PAGES:3

Reg No: _____

Name : _____

**APJ ABDUL KALAM TECHNOLOGICAL UNIVERSITY FIRST SEMESTER B.TECH DEGREE EXAMINATION,
MONTH & YEAR**

Course Code: EST 110

ENGINEERING GRAPHICS

Max.Marks:100

Duration: 3 Hours

PART A

Answer all Questions. Each question carries 3 Marks

Instructions: Retain necessary Construction lines

Show necessary dimensions

Answer any ONE question from each module

Each question carries 20 marks

MODULE I

1. The end point A of a line is 20mm above HP and 10mm in front of VP. The other end of the line is 50mm above HP and 15mm behind VP. The distance between the end projectors is 70mm. Draw the projections of the line. Find the true length and true inclinations of the line with the principal planes. Also locate the traces of the line.
2. One end of a line is 20mm from both the principal planes of projection. The other end of the line is 50mm above HP and 40mm in front of VP. The true length of the line is 70mm. Draw the projections of the line. Find its apparent inclinations, elevation length and plan length. Also locate its traces.

MODULE II

3. A pentagonal pyramid of base side 25mm and height 40mm, is resting on the ground on one of its triangular faces. The base edge of that face is inclined 30° to VP. Draw the projections of the solid.

SCHEME OF VALUATION

1. Locating the points and drawing the projections of the line – 4 marks
 Finding true length by any one method – 6 marks
 Finding true inclination with VP – 2 marks
 Finding true inclination with HP – 2 marks
 Locating horizontal trace – 2 marks
 Locating vertical trace – 2 marks
 Dimensioning and neatness – 2 marks
 Total = 20 marks
2. Locating the points and drawing true length of the line – 4 marks
 Finding projections by any method – 6 marks
 Finding length of elevation and plan – 2 marks
 Finding apparent inclinations – 2 marks
 Locating horizontal trace – 2 marks
 Locating vertical trace – 2 marks
 Dimensioning and neatness – 2 marks
 Total = 20 marks
3. Drawing initial position plan and elevation – 4 marks
 First inclination views – 4 marks
 Second inclination views -8 marks
 Marking invisible edges – 2 marks
 Dimensioning and neatness – 2 marks
 Total = 20 marks
*(Any one method or combination of methods for solving can be used.
 If initial position is wrong then maximum 50% marks may be allotted for the answer)*
4. Drawing initial position plan and elevation – 4 marks
 First inclination views – 4 marks
 Second inclination views -8 marks
 Marking invisible edges – 2 marks
 Dimensioning and neatness – 2 marks
 Total = 20 marks
*(Any one method or combination of methods for solving can be used
 If initial position is wrong then maximum 50% marks may be allotted for the answer)*
5. Drawing initial position plan and elevation – 4 marks
 Locating section plane as per given condition – 5 marks
 Drawing true shape -5 marks
 Finding inclination of cutting plane – 2 marks
 Dimensioning and neatness – 2 marks
 Total = 20 marks
6. Drawing initial position plan and elevation – 4 marks
 Development of the pyramid – 6 marks

- Locating string in development -2 marks
- Locating string in elevation – 3 marks
- Locating string in plan – 3 marks
- Dimensioning and neatness – 2 marks

Total = 20 marks

- 7. Drawing initial positions – 4 marks
- Isometric View of Slab -6 marks
- Isometric View of Frustum – 10 marks
- Dimensioning and neatness – 2 marks

Total = 20 marks

*(Initial position is optional, hence redistribute if needed.
Reduce 4 marks if Isometric scale is taken)*

- 8. Drawing initial positions – 4 marks
- Isometric scale – 4 marks
- Isometric projection of prism -5 marks
- Isometric projection of sphere – 5 marks
- Dimensioning and neatness – 2 marks

Total = 20 marks

(Initial position is optional, hence redistribute if needed.)

- 9. Drawing the planes and locating the station point – 4 marks
- Locating elevation points – 2 marks
- Locating plan points – 2 marks
- Drawing the perspective view – 10 marks
- Dimensioning and neatness – 2 marks

Total = 20 marks

- 10. Drawing the elevation – 8marks
- Drawing the plan – 4 marks
- Drawing the side view – 4 marks
- Marking invisible edges – 2 marks
- Dimensioning and neatness – 2 marks

Total = 20 marks

SYLLABUS

General Instructions:

- First angle projection to be followed
- Section A practice problems to be performed on A4 size sheets
- Section B classes to be conducted on CAD lab

SECTION A

Module 1

Introduction : Relevance of technical drawing in engineering field. Types of lines, Dimensioning, BIS code of practice for technical drawing.

Orthographic projection of Points and Lines: Projection of points in different quadrants, Projection of straight lines inclined to one plane and inclined to both planes. Trace of line. Inclination of lines with reference planes True length of line inclined to both the reference planes.

Module 2

Orthographic projection of Solids: Projection of Simple solids such as Triangular, Rectangle, Square, Pentagonal and Hexagonal Prisms, Pyramids, Cone and Cylinder. Projection of solids in simple position including profile view. Projection of solids with axis inclined to one of the reference planes and with axis inclined to both reference planes.

Module 3

Sections of Solids: Sections of Prisms, Pyramids, Cone, Cylinder with axis in vertical position and cut by different section planes. True shape of the sections. Also locating the section plane when the true shape of the section is given.

Development of Surfaces: Development of surfaces of the above solids and solids cut by different section planes. Also finding the shortest distance between two points on the surface.

Module 4

Isometric Projection: Isometric View and Projections of Prisms, Pyramids, Cone , Cylinder, Frustum of Pyramid, Frustum of Cone, Sphere, Hemisphere and their combinations.

Module 5

Perspective Projection: Perspective projection of Prisms and Pyramids with axis perpendicular to the ground plane, axis perpendicular to picture plane.

Conversion of Pictorial Views: Conversion of pictorial views into orthographic views.

SECTION B

(To be conducted in CAD Lab)

Introduction to Computer Aided Drawing: Role of CAD in design and development of new products, Advantages of CAD. Creating two dimensional drawing with dimensions using suitable software. (Minimum 2 exercises mandatory)

Introduction to Solid Modelling: Creating 3D models of various components using suitable modelling software. (Minimum 2 exercises mandatory)

Text Books

1. Bhatt, N.D., Engineering Drawing, Charotar Publishing House Pvt. Ltd.
2. John, K.C. Engineering Graphics, Prentice Hall India Publishers.

Reference Books

1. Anilkumar, K.N., Engineering Graphics, Adhyuth narayan Publishers
2. Agrawal, B. And Agrawal, C.M., Engineering Darwing, Tata McGraw Hill Publishers.
3. Benjamin, J., Engineering Graphics, Pentex Publishers- 3rd Edition, 2017
4. Duff, J.M. and Ross, W.A., Engineering Design and Visualisation, Cengage Learning.
5. Kulkarni, D.M., Rastogi, A.P. and Sarkar, A.K., Engineering Graphics with AutoCAD, PHI.
6. Luzaddff, W.J. and Duff, J.M., Fundamentals of Engineering Drawing, PHI.
7. Varghese, P.I., Engineering Graphics, V I P Publishers
8. Venugopal, K., Engineering Drawing and Graphics, New Age International Publishers.

Course Contents and Lecture Schedule

No	SECTION A	No. of Hours
1	MODULE I	
1.1	Introduction to graphics, types of lines, Dimensioning	1
1.2	Concept of principle planes of projection, different quadrants, locating points on different quadrants	2
1.3	Projection of lines, inclined to one plane. Lines inclined to both planes, trapezoid method of solving problems on lines.	2
1.4	Problems on lines using trapezoid method	2
1.5	Line rotation method of solving, problems on line rotation method	2
2	MODULE II	
2.1	Introduction of different solids, Simple position plan and elevation of solids	2
2.2	Problems on views of solids inclined to one plane	2
2.3	Problems on views of solids inclined to both planes	2
2.4	Practice problems on solids inclined to both planes	2

3	MODULE III	
3.1	Introduction to section planes. AIP and AVP. Principle of locating cutting points and finding true shape	2
3.2	Problems on sections of different solids	2
3.3	Problems when the true shape is given	2
3.4	Principle of development of solids, sectioned solids	2
4	MODULE IV	
4.1	Principle of Isometric View and Projection, Isometric Scale. Problems on simple solids	2
4.2	Isometric problems on Frustum of solids, Sphere and Hemisphere	2
4.3	Problems on combination of different solids	2
5	MODULE V	
5.1	Introduction to perspective projection, different planes, station point etc. Perspective problems on pyramids	2
5.2	Perspective problems on prisms	2
5.3	Practice on conversion of pictorial views into orthographic views	2
	SECTION B (To be conducted in CAD lab)	
1	Introduction to CAD and software. Familiarising features of 2D software. Practice on making 2D drawings	2
2	Practice session on 2D drafting	2
3	Introduction to solid modelling and software	2
4	Practice session on 3D modelling	2

EST 120	BASICS OF CIVIL & MECHANICAL ENGINEERING	CATEGORY	L	T	P	CREDIT	YEAR OF INTRODUCTION
		ESC	4	0	0	4	2019

Preamble:

Objective of this course is to provide an insight and inculcate the essentials of Civil Engineering discipline to the students of all branches of Engineering and to provide the students an illustration of the significance of the Civil Engineering Profession in satisfying the societal needs.

To introduce the students to the basic principles of mechanical engineering

Prerequisite: NIL

Course Outcomes: After completion of the course, the student will be able to

CO 1	Recall the role of civil engineer in society and to relate the various disciplines of Civil Engineering.
CO 2	Explain different types of buildings, building components, building materials and building construction
CO 3	Describe the importance, objectives and principles of surveying.
CO 4	Summarise the basic infrastructure services MEP, HVAC, elevators, escalators and ramps
CO 5	Discuss the Materials, energy systems, water management and environment for green buildings.
CO 6	Analyse thermodynamic cycles and calculate its efficiency
CO 7	Illustrate the working and features of IC Engines
CO 8	Explain the basic principles of Refrigeration and Air Conditioning
CO 9	Describe the working of hydraulic machines
CO 10	Explain the working of power transmission elements
CO 11	Describe the basic manufacturing, metal joining and machining processes

Mapping of course outcomes with program outcomes

	PO 1	PO 2	PO 3	PO 4	PO 5	PO 6	PO 7	PO 8	PO 9	PO 10	PO 11	PO 12
CO1	3	-	-	-	-	3	2	2	-	-	-	-
CO2	3	2	-	1	3	-	-	3	-	-	-	-
CO3	3	2	-	-	3	-	-	-	2	-	-	-

CO4	3	2	-	-	3	-	-	-	2	-	-	-
CO5	3	2	-	-	3	2	3	-	2	-	-	-
CO6	3	2										
CO7	3	1										
CO8	3	1										
CO9	3	2										
CO10	3	1										
CO11	3											

Assessment Pattern

Bloom's Category	Basic Civil Engineering			Basic Mechanical Engineering		
	Continuous Assessment		End Semester Examination (marks)	Continuous Assessment		End Semester Examination (marks)
	Test 1 marks	Test 2 marks		Test 1 marks	Test 2 marks	
Remember	5	5	10	7.5	7.5	15
Understand	20	20	40	12.5	12.5	25
Apply				5	5	10
Analyse						
Evaluate						
Create						

Mark distribution

Total Marks	CIE (Marks)	ESE (Marks)	ESE Duration
150	50	100	3 hours

Continuous Internal Evaluation Pattern:

Attendance	: 10 marks
Continuous Assessment Test (2 numbers)	: 25 marks
Assignment/Quiz/Course project	: 15 marks

End Semester Examination Pattern:

There will be two parts; Part I – Basic Civil Engineering and Part II – Basic Mechanical Engineering. Part I and PART II carries 50 marks each. For the end semester examination, part I contain 2 parts -

Part A and Part B. Part A contain 5 questions carrying 4 marks each (not exceeding 2 questions from each module). Part B contains 2 questions from each module out of which one to be answered. Each question carries 10 mark and can have maximum 2 sub-divisions. The pattern for end semester examination for part II is same as that of part I. **However, student should answer both part I and part 2 in separate answer booklets.**

Course Level Assessment Questions:

Course Outcome CO1: *To recall the role of civil engineer in society and to relate the various disciplines of Civil Engineering.*

1. Explain relevance of Civil engineering in the overall infrastructural development of the country.

Course outcome 2 (CO2) (One question from each module and not more than two)

Explain different types of buildings, building components, building materials and building construction

1. Discuss the difference between plinth area and carpet area.

Course outcome 3 (CO3) (One question from each module and not more than two)

Describe the importance, objectives and principles of surveying.

1. Explain the importance of surveying in Civil Engineering

Course outcome 4 (CO4) (One question from each module and not more than two)

Summarise the basic infrastructure services MEP, HVAC, elevators, escalators and ramps

1. Explain the civil engineering aspects of elevators, escalators and ramps in buildings

Course outcome 5 (CO5) (One question from each module and not more than two)

Discuss the Materials, energy systems, water management and environment for green buildings.

1. Discuss the relevance of Green building in society

Section II *Answer any 1 full question from each module. Each full question carries 10 marks*

Course Outcome 1 (CO1) (Two full question from each module and each question can have maximum 2 sub-divisions)

To recall the role of civil engineer in society and to relate the various disciplines of Civil Engineering

CO Questions

1. **a** List out the types of building as per occupancy. Explain any two, each in about five sentences.

b. Discuss the components of a building with a neat figure.

2. **a.** What are the major disciplines of civil engineering and explain their role in the infrastructural framework.

b. Explain the role of NBC, KBR & CRZ norms in building rules and regulations prevailing in our country.

Course Outcome 2 (CO2) & Course Outcome 3 (CO3) (Two full question from each module and each question can have maximum 2 sub-divisions)

Explain different types of buildings, building components, building materials and building construction & Describe the importance, objectives and principles of surveying.

CO Questions

1. a. What are the different kinds of cement available and what is their use.
b. List the properties of good building bricks. Explain any five.
2. a. List and explain any five modern construction materials used for construction.
b. Explain the objectives and principles of surveying

Course outcome 4 (CO4) & Course outcome 5 (CO5) (Two full question from each module and each question can have maximum 2 sub-divisions)

Summarise the basic infrastructure services MEP, HVAC, elevators, escalators and ramps & Discuss the Materials, energy systems, water management and environment for green buildings.

CO Questions

1. a. Draw the elevation and plan of one brick thick wall with English bond
b. Explain the energy systems and water management in Green buildings
2. a. Draw neat sketch of the following foundations: (i) Isolated stepped footing;
(ii) Cantilever footing; and (iii) Continuous footing.

b. Discuss the civil engineering aspect of MEP and HVAC in a commercial building

Course Outcome 6 (CO6):

1. In an air standard Otto cycle the compression ratio is 7 and compression begins at 35°C, 0.1 MPa. The maximum temperature of the cycle is 1100°C. Find
 - i) Heat supplied per kg of air,
 - ii) Work done per kg of air,
 - iii) Cycle efficiencyTake $C_p = 1.005 \text{ kJ/kgK}$ and $C_v = 0.718 \text{ kJ/kgK}$
2. A Carnot cycle works with adiabatic compression ratio of 5 and isothermal expansion ratio of 2. The volume of air at the beginning of isothermal expansion is 0.3 m^3 . If the maximum temperature and pressure is limited to 550K and 21 bar, determine the minimum temperature in the cycle and efficiency of the cycle.
3. In an ideal diesel cycle, the temperature at the beginning and end of compression is 65°C and 620°C respectively. The temperature at the beginning and end of the expansion is 1850°C and 850°C. Determine the ideal efficiency of the cycle.

4. Explain the concepts of CRDI and MPFI in IC Engines.

Course Outcome 7 (CO7)

1. With the help of a neat sketch explain the working of a 4 stroke SI engine
2. Compare the working of 2 stroke and 4 stroke IC engines
3. Explain the classification of IC Engines.

Course Outcome 8(CO8):

1. Explain the working of vapour compression refrigeration system.
2. With the help of suitable sketch explain the working of a split air conditioner.
3. Define: COP, specific humidity, relative humidity and dew point temperature.

Course Outcome 9 (CO9):

1. Explain the working of a single stage centrifugal pump with sketches.
2. With the help of a neat sketch, explain the working of a reciprocating pump.
3. A turbine is to operate under a head of 25 m at 200 rpm. The discharge is $9 \text{ m}^3/\text{s}$. If the overall efficiency of the turbine is 90%. Determine the power developed by the turbine.

Course Outcome 10 (CO10):

1. Explain the working of belt drive and gear drive with the help of neat sketches
2. Explain a single plate clutch.
3. Sketch different types of gear trains and explain.

Course Outcome 11 (CO11):

1. Describe the operations which can be performed using drilling machine.
2. Explain the functions of runners and risers used in casting.
3. With a neat sketch, explain the working and parts of a lathe.

Model Question Paper

QP CODE: EST120

page:3

Reg No: _____

Name: _____

**APJ ABDUL KALAM TECHNOLOGICAL UNIVERSITY FIRST SEMESTER B.TECH DEGREE EXAMINATION,
MONTH & YEAR**

Course Code: EST 120

Course Name: BASICS OF CIVIL AND MECHANICAL ENGINEERING

Max. Marks: 100

Duration: 3 hours

Answer both part I and part 2 in separate answer booklets

PART I: BASIC CIVIL ENGINEERING

PART A

(Answer all questions. Each question carries 4 marks)

1. Explain relevance of Civil engineering in the overall infrastructural development of the country.
2. Discuss the difference between plinth area and carpet area.
3. Explain different types of steel with their properties.
4. What are the different kinds of cement available and what is their use?
5. Define bearing capacity of soil.

(5 x 4 = 20)

Part B

Answer one full question from each module.

MODULE I

- 6a. List out the types of building as per occupancy. Explain any two, each in about five sentences. (5)
- b. Discuss the components of a building with a neat figure. (5)

OR

- 7a. What are the major disciplines of civil engineering and explain their role in the infrastructural framework. (5)
- b. Explain the role of NBC, KBR & CRZ norms in building rules and regulations prevailing in our country. (5)

MODULE II

- 8a. What are the different kinds of cement available and what is their use. (5)
- b. List the properties of good building bricks. Explain any five. (5)

OR

- 9a. List and explain any five modern construction materials used for construction. (5)
- b. Explain the objectives and principles of surveying (5)

MODULE III

- 10a. Draw the elevation and plan of one brick thick wall with English bond (5)
- b. Explain the energy systems and water management in Green buildings (5)

OR

- 11a. Draw neat sketch of the following foundations: (i) Isolated stepped footing; (ii) Cantilever footing; and (iii) Continuous footing. (5)
- b. Discuss the civil engineering aspect of MEP and HVAC in a commercial building (5)

[10 x 3 = 30]

PART II: BASIC MECHANICAL ENGINEERING

PART A

Answer all questions. Each question carries 4 marks

1. Sketch the P-v and T-s diagram of a Carnot cycle and List the processes.
2. Illustrate the working of an epicyclic gear train.
3. Explain cooling and dehumidification processes.
4. Differentiate between soldering and brazing.
5. Explain the principle of Additive manufacturing.

4 x 5 = 20 marks

Part B

Answer one full question from each module.

MODULE I

6. In an air standard Otto cycle the compression ratio is 7 and compression begins at 35°C, 0.1MPa. The maximum temperature of the cycle is 1100°C. Find
 - i) Heat supplied per kg of air,
 - ii) Work done per kg of air,
 - iii) Cycle efficiency

Take $C_p = 1.005$ kJ/kgK and $C_v = 0.718$ kJ/kgK

10 marks

OR

7. a) Explain the working of a 4 stroke SI engine with neat sketches. 7 marks
b) Explain the fuel system of a petrol engine. 3 marks

MODULE II

8. a) Explain the working of a vapour compression system with help of a block diagram. 7 marks
b) Define: Specific humidity, relative humidity and dew point temperature. 3 marks

OR

9. With the help of a neat sketch, explain the working of a centrifugal pump. 10 marks

MODULE III

10. Explain the two high, three high, four high and cluster rolling mills with neat sketches. 10 marks

OR

11. a) Describe the arc welding process with a neat sketch. 6 marks
b) Differentiate between up-milling and down-milling operations. 4 marks

SYLLABUS

Module 1

General Introduction to Civil Engineering: Relevance of Civil Engineering in the overall infrastructural development of the country. Responsibility of an engineer in ensuring the safety of built environment. Brief introduction to major disciplines of Civil Engineering like Transportation Engineering, Structural Engineering, Geo-technical Engineering, Water Resources Engineering and Environmental Engineering.

Introduction to buildings: Types of buildings, selection of site for buildings, components of a residential building and their functions.

Building rules and regulations: Relevance of NBC, KBR & CRZ norms (brief discussion only).

Building area: Plinth area, built up area, floor area, carpet area and floor area ratio for a building as per KBR.

Module 2

Surveying: Importance, objectives and principles.

Construction materials, Conventional construction materials: types, properties and uses of building materials: bricks, stones, cement, sand and timber

Cement concrete: Constituent materials, properties and types.

Steel: Steel sections and steel reinforcements, types and uses.

Modern construction materials:- Architectural glass, ceramics, Plastics, composite materials, thermal and acoustic insulating materials, decorative panels, waterproofing materials. Modern uses of gypsum, pre-fabricated building components (brief discussion only).

Module 3

Building Construction: Foundations: Bearing capacity of soil (definition only), functions of foundations, types – shallow and deep (brief discussion only). Load bearing and framed structures (concept only).

Brick masonry: - Header and stretcher bond, English bond & Flemish bond random rubble masonry.

Roofs and floors: - Functions, types; flooring materials (brief discussion only).

Basic infrastructure services: MEP, HVAC, elevators, escalators and ramps (Civil Engineering aspects only), fire safety for buildings.

Green buildings:- Materials, energy systems, water management and environment for green buildings. (brief discussion only).

Module 4

Analysis of thermodynamic cycles: Carnot, Otto, Diesel cycles, Derivation of efficiency of these cycles, Problems to calculate heat added, heat rejected, net work and efficiency. IC Engines: CI, SI, 2-Stroke, 4-Stroke engines. Listing the parts of different types of IC Engines. Efficiencies of IC Engines(Definitions only), Air, Fuel, cooling and lubricating systems in SI and CI Engines, CRDI, MPFI. Concept of hybrid engines.

Module 5

Refrigeration: Unit of refrigeration, reversed Carnot cycle, COP, vapour compression cycle (only description and no problems); Definitions of dry, wet & dew point temperatures, specific humidity and relative humidity, Cooling and dehumidification, Layout of unit and central air conditioners.

Description about working with sketches of: Reciprocating pump, Centrifugal pump, Pelton turbine, Francis turbine and Kaplan turbine. Overall efficiency, Problems on calculation of input and output power of pumps and turbines (No velocity triangles)

Description about working with sketches of: Belt and Chain drives, Gear and Gear trains, Single plate clutches.

Module 6

Manufacturing Process: Basic description of the manufacturing processes – Sand Casting, Forging, Rolling, Extrusion and their applications.

Metal Joining Processes: List types of welding, Description with sketches of Arc Welding, Soldering and Brazing and their applications

Basic Machining operations: Turning, Drilling, Milling and Grinding.

Description about working with block diagram of: Lathe, Drilling machine, Milling machine, CNC Machine. Principle of CAD/CAM, Rapid and Additive manufacturing.

Text Books:

1. Rangwala, S. C., Essentials of Civil Engineering, Charotar Publishing House
2. Mckay, W.B. and Mckay, J. K., Building Construction, Volumes 1 to 4, Pearson India Education Services

References Books:

1. Chen W.F and Liew J Y R (Eds), The Civil Engineering Handbook. II Edition CRC Press (Taylor and Francis)
2. Chudley, R and Greeno R, Building construction handbook, Addison Wesley, Longman group, England
3. Chudley, R, Construction Technology, Vol. I to IV, Longman group, England Course Plan
4. Kandya A A, Elements of Civil Engineering, Charotar Publishing house
5. Mamlouk, M. S., and Zaniewski, J. P., Materials for Civil and Construction Engineering, Pearson Publishers
6. Rangwala S.C and Dalal K B Building Construction Charotar Publishing house
7. Clifford, M., Simmons, K. and Shipway, P., An Introduction to Mechanical Engineering Part I - CRC Press
8. Roy and Choudhary, Elements of Mechanical Engineering, Media Promoters & Publishers Pvt. Ltd., Mumbai.
9. Sawhney, G. S., Fundamentals of Mechanical Engineering, PHI
10. G Shanmugam, M S Palanichamy, Basic Civil and Mechanical Engineering, McGraw Hill Education; First edition, 2018
11. Benjamin, J., Basic Mechanical Engineering, Pentex Books, 9th Edition, 2018
12. Balachandran, P. Basic Mechanical Engineering, Owl Books

Course Contents and Lecture Schedule:

No	Topic	Course outcomes addressed	No. of Lectures
1	Module I		Total: 7
1.1	<i>General Introduction to Civil Engineering:</i> Relevance of Civil Engineering in the overall infrastructural development of the country. Responsibility of an engineer in ensuring the safety of built environment.	CO1	1
1.2	Brief introduction to major disciplines of Civil Engineering like Transportation Engineering, Structural Engineering, Geo-technical Engineering, Water Resources Engineering and Environmental Engineering.	CO1	2
1.3	<i>Introduction to buildings:</i> Types of buildings, selection of site for buildings, components of a residential building and their functions.	CO2	2
1.4	<i>Building rules and regulations:</i> Relevance of NBC, KBR & CRZ norms (brief discussion only)	CO2	1
1.5	<i>Building area:</i> Plinth area, built up area, floor area, carpet area and floor area ratio for a building as per KBR.	CO2	1
2	Module 2		Total: 7
2.1	<i>Surveying:</i> Importance, objectives and principles.	CO3	1
2.2	Bricks: - Classification, properties of good bricks, and tests on bricks	CO2	1
2.3	Stones: - <i>Qualities</i> of good stones, types of stones and their uses. Cement: - Good qualities of cement, types of cement and their uses.	CO2	1
2.4	Sand: - Classification, qualities of good sand and sieve analysis (basics only). Timber: - Characteristics, properties and uses.	CO2	1
2.5	Cement concrete: - Constituent materials, properties and types, Steel: - Steel sections and steel reinforcements, types and uses.	CO2	1

2.6	Modern construction materials: - Architectural glass, ceramics, plastics, composite materials, thermal and acoustic insulating materials, decorative panels, waterproofing materials, modern uses of gypsum, pre-fabricated building components (brief discussion only)	CO2	2
3	Module 3		Total: 7
3.1	Foundations: - Bearing capacity of soil (definition only), functions of foundations, types – shallow and deep (brief discussion only). Brick masonry: - Header and stretcher bond, English bond & Flemish bond– elevation and plan (one & one and a half brick wall only). Random rubble masonry.	CO2	2
3.2	Roofs: Functions, types; roofing materials (brief discussion only) Floors: Functions, types; flooring materials (brief discussion only)	CO2	2
3.3	<i>Basic infrastructure services:</i> MEP, HVAC, Elevators, escalators and ramps (Civil Engineering aspects only) fire safety for buildings	CO4	2
3.4	<i>Green buildings:-</i> Materials, energy systems, water management and environment for green buildings. (brief discussion only)	CO5	1
4	MODULE 4		
4.1	Analysis of thermodynamic cycles: Carnot, Otto, and Diesel cycle- Derivation of efficiency of these cycles, Problems to calculate heat added, heat rejected, net work and efficiency		4
4.2	IC Engines: CI, SI, 2-Stroke, 4-Stroke engines. Listing the parts of different types of IC Engines, efficiencies of IC Engines(Description only)		2
4.3	Air, Fuel, cooling and lubricating systems in SI and CI Engines, CRDI, MPFI. Concept of hybrid engines		2
5	MODULE 5		
5.1	Refrigeration: Unit of refrigeration, reversed Carnot cycle, COP, vapour compression cycle (only description and no problems)		1
5.2	Definitions of dry, wet & dew point temperatures, specific humidity and relative humidity, Cooling and dehumidification, Layout of unit and central air conditioners.		1

5.3	Description about working with sketches : Reciprocating pump, Centrifugal pump, Pelton turbine, Francis turbine and Kaplan turbine. Overall efficiency, Problems on calculation of input and output power of pumps and turbines (No velocity triangles)	4
5.4	Description about working with sketches of: Belt and Chain drives, Gear and Gear trains, Single plate clutches	3
6	MODULE 6	
6.1	Manufacturing Process: Basic description of the manufacturing processes – Sand Casting, Forging, Rolling, Extrusion and their applications.	2
6.2	Metal Joining Processes :List types of welding, Description with sketches of Arc Welding, Soldering and Brazing, and their applications	1
6.3	Basic Machining operations: Turning, Drilling, Milling and Grinding Description about working with block diagrams of: Lathe, Drilling machine, Milling machine, CNC Machine	3
6.4	Principle of CAD/CAM, Rapid and Additive manufacturing	1

HUN 101	LIFE SKILLS	CATEGORY	L	T	P	CREDIT	YEAR OF INTRODUCTION
		MNC	2	0	2	---	2019

Preamble: Life skills are those competencies that provide the means for an individual to be resourceful and positive while taking on life's vicissitudes. Development of one's personality by being aware of the self, connecting with others, reflecting on the abstract and the concrete, leading and generating change, and staying rooted in time-tested values and principles is being aimed at. This course is designed to enhance the employability and maximize the potential of the students by introducing them to the principles that underly personal and professional success, and help them acquire the skills needed to apply these principles in their lives and careers.

Prerequisite: None

Course Outcomes: After the completion of the course the student will be able to

CO 1	Define and Identify different life skills required in personal and professional life
CO 2	Develop an awareness of the self and apply well-defined techniques to cope with emotions and stress.
CO 3	Explain the basic mechanics of effective communication and demonstrate these through presentations.
CO 4	Take part in group discussions
CO 5	Use appropriate thinking and problem solving techniques to solve new problems
CO 6	Understand the basics of teamwork and leadership

Mapping of course outcomes with program outcomes

	PO 1	PO 2	PO 3	PO 4	PO 5	PO 6	PO 7	PO 8	PO 9	PO 10	PO 11	PO 12
CO 1						2		1	2	2	1	3
CO 2									3			2
CO 3						1			1	3		
CO 4										3		1
CO 5		3	2	1								
CO 6						1			3			

Mark distribution

Total Marks	CIE	ESE	ESE Duration
100	50	50	2 hours

Continuous Internal Evaluation

Total Marks: 50

Attendance	: 10 marks
Regular assessment	: 15 marks
Series test (one test only, should include first three modules)	: 25 marks

Regular assessment

➤ **Group Discussion (Marks: 9)**

Create groups of about 6 students each and engage them on a GD on a suitable topic for about 20 minutes. Parameters to be used for evaluation are as follows:

- Communication Skills : 3 marks
- Subject Clarity : 2 marks
- Group Dynamics : 2 marks
- Behaviours & Mannerisms : 2 marks

➤ **Presentation Skills (Marks: 6)**

Identify a suitable topic and ask the students to prepare a presentation (preferably a power point presentation) for about 10 minutes. Parameters to be used for evaluation are as follows:

- Communication Skills : 2 marks
- Platform Skills : 2 marks
- Subject Clarity/Knowledge : 2 marks

End Semester Examination

Total Marks: 50

Time: 2 hrs.

Part A: Short answer question (25 marks)

There will be one question from each MODULE (five questions in total, five marks each). Each question should be written in about maximum of 400 words. Parameters to be used for evaluation are as follows:

- (i) Content Clarity/Subject Knowledge
- (ii) Presentation style
- (iii) Organization of content

Part B: Case Study (25 marks)

The students will be given a case study with questions at the end. The students have to analyze the case and answer the question at the end. Parameters to be used for evaluation are as follows:

- (i) Analyze the case situation
- (ii) Key players/characters of the case
- (iii) Identification of the problem (both major & minor if exists)
- (iv) Bring out alternatives
- (v) Analyze each alternative against the problem
- (vi) Choose the best alternative
- (vii) Implement as solution
- (viii) Conclusion

(ix) Answer the question at the end of the case

Course Level Assessment Questions

Course Outcome 1 (CO1):

1. List 'life skills' as identified by WHO
2. What do you mean by effective communication?
3. What are the essential life skills required by a professional?

Course Outcome 2 (CO2)

1. Identify an effective means to deal with workplace stress.
2. How can a student apply journaling to stress management?
3. What is the PATH method? Describe a situation where this method can be used effectively.

Course Outcome 3(CO3):

1. Identify the communication network structure that can be observed in the given situations. Describe them.
 - (a) A group discussion on development.
 - (b) An address from the Principal regarding punctuality.
 - (c) A reporter interviewing a movie star.
 - (d) Discussing the answers of a test with a group of friends.
2. Elucidate the importance of non-verbal communication in making a presentation
3. Differentiate between kinesics, proxemics, and chronemics with examples.

Course Outcome 4 (CO4):

1. How can a participant conclude a group discussion effectively?
2. 'Listening skills are essential for effectively participating in a group discussion.' Do you agree? Substantiate your answer.

Course Outcome 5 (CO5):

1. Illustrate the creative thinking process with the help of a suitable example
2. Translate the following problem from verbal to graphic form and find the solution : *In a quiz, Ananth has 50 points more than Bimal, Chinmay has 60 points less than Ananth, and Dharini is 20 points ahead of Chinmay. What is the difference in points between Bimal and Dharini?*

3. List at least five ways in which the problem "How to increase profit?" can be redefined

Course Outcome 6 (CO6):

1. A group of engineers decided to brainstorm a design issue on a new product. Since no one wanted to disagree with the senior members, new ideas were not flowing freely. What group dynamics technique would you suggest to avoid this 'groupthink'? Explain the procedure.
2. "A group focuses on individual contribution, while a team must focus on synergy." Explain.
3. Identify the type of group formed / constituted in each of the given situations
 - a) A Police Inspector with subordinates reporting to him
 - b) An enquiry committee constituted to investigate a specific incident
 - c) The Accounts Department of a company
 - d) A group of book lovers who meet to talk about reading

Syllabus

Module 1

Overview of Life Skills: Meaning and significance of life skills, Life skills identified by WHO: Self-awareness, Empathy, Critical thinking, Creative thinking, Decision making, problem solving, Effective communication, interpersonal relationship, coping with stress, coping with emotion.

Life skills for professionals: positive thinking, right attitude, attention to detail, having the big picture, learning skills, research skills, perseverance, setting goals and achieving them, helping others, leadership, motivation, self-motivation, and motivating others, personality development, IQ, EQ, and SQ

Module 2

Self-awareness: definition, need for self-awareness; Coping With Stress and Emotions, Human Values, tools and techniques of SA: questionnaires, journaling, reflective questions, meditation, mindfulness, psychometric tests, feedback.

Stress Management: Stress, reasons and effects, identifying stress, stress diaries, the four A's of stress management, techniques, Approaches: action-oriented, emotion-oriented, acceptance-oriented, resilience, Gratitude Training,

Coping with emotions: Identifying and managing emotions, harmful ways of dealing with emotions, PATH method and relaxation techniques.

Morals, Values and Ethics: Integrity, Civic Virtue, Respect for Others, Living Peacefully. Caring, Sharing, Honesty, Courage, Valuing Time, Time management, Co operation, Commitment, Empathy, Self-Confidence, Character, Spirituality, Avoiding Procrastination, Sense of Engineering Ethics.

Module 3

21st century skills: Creativity, Critical Thinking, Collaboration, Problem Solving, Decision Making, Need for Creativity in the 21st century, Imagination, Intuition, Experience, Sources of Creativity, Lateral Thinking, Myths of creativity, Critical thinking Vs Creative thinking, Functions of Left Brain & Right brain, Convergent & Divergent Thinking, Critical reading & Multiple Intelligence.

Steps in problem solving: Problem Solving Techniques, Six Thinking Hats, Mind Mapping, Forced Connections. Analytical Thinking, Numeric, symbolic, and graphic reasoning. Scientific temperament and Logical thinking.

Module 4

Group and Team Dynamics: Introduction to Groups: Composition, formation, Cycle, thinking, Clarifying expectations, Problem Solving, Consensus, Dynamics techniques, Group vs Team, Team Dynamics, Virtual Teams. Managing team performance and managing conflicts, Intrapreneurship.

Module 5

Leadership: Leadership framework, entrepreneurial and moral leadership, vision, cultural dimensions. Growing as a leader, turnaround leadership, managing diverse stakeholders, crisis management. Types of Leadership, Traits, Styles, VUCA Leadership, Levels of Leadership, Transactional vs Transformational Leaders, Leadership Grid, Effective Leaders.

Lab Activities

Verbal

Effective communication and Presentation skills.

Different kinds of communication; Flow of communication; Communication networks, Types of barriers; Miscommunication

Introduction to presentations and group discussions.

Learning styles: visual, aural, verbal, kinaesthetic, logical, social, solitary; Previewing, KWL table, active listening, REAP method

Note-taking skills: outlining, non-linear note-taking methods, Cornell notes, three column note taking.

Memory techniques: mnemonics, association, flashcards, keywords, outlines, spider diagrams and mind maps, spaced repetition.

Time management: auditing, identifying time wasters, managing distractions, calendars and checklists; Prioritizing - Goal setting, SMART goals; Productivity tools and apps, Pomodoro technique.

Non Verbal:

Non-verbal Communication and Body Language: Forms of non-verbal communication; Interpreting body-language cues; Kinesics; Proxemics; Chronemics; Effective use of body language, Communication in a multi cultural environment.

Reference Books

1. Shiv Khera, You Can Win, Macmillan Books, New York, 2003.
2. Barun K. Mitra, "Personality Development & Soft Skills", Oxford Publishers, Third impression, 2017.
3. ICT Academy of Kerala, "Life Skills for Engineers", McGraw Hill Education (India) Private Ltd., 2016.
4. Caruso, D. R. and Salovey P, "The Emotionally Intelligent Manager: How to Develop and Use the Four Key Emotional Skills of Leadership", John Wiley & Sons, 2004.
5. Kalyana, "Soft Skill for Managers"; First Edition; Wiley Publishing Ltd, 2015.
6. Larry James, "The First Book of Life Skills"; First Edition, Embassy Books, 2016.
7. Shalini Verma, "Development of Life Skills and Professional Practice"; First Edition; Sultan Chand (G/L) & Company, 2014.
8. Daniel Goleman, "Emotional Intelligence"; Bantam, 2006.
9. Remesh S., Vishnu R.G., "Life Skills for Engineers", Ridhima Publications, First Edition, 2016.
10. Butterfield Jeff, "Soft Skills for Everyone", Cengage Learning India Pvt Ltd; 1 edition, 2011.
11. Training in Interpersonal Skills: Tips for Managing People at Work, Pearson Education, India; 6 edition, 2015.
12. The Ace of Soft Skills: Attitude, Communication and Etiquette for Success, Pearson Education; 1 edition, 2013.



CYL 120	ENGINEERING CHEMISTRY LAB	CATEGORY	L	T	P	CREDIT
		BSC	0	0	2	1

Preamble: To impart scientific approach and to familiarize with the experiments in chemistry relevant for research projects in higher semesters

Prerequisite: Experiments in chemistry introduced at the plus two levels in schools

Course outcomes: After the completion of the course the students will be able to

CO 1	Understand and practice different techniques of quantitative chemical analysis to generate experimental skills and apply these skills to various analyses
CO 2	Develop skills relevant to synthesize organic polymers and acquire the practical skill to use TLC for the identification of drugs
CO 3	Develop the ability to understand and explain the use of modern spectroscopic techniques for analysing and interpreting the IR spectra and NMR spectra of some organic compounds
CO 4	Acquire the ability to understand, explain and use instrumental techniques for chemical analysis
CO 5	Learn to design and carry out scientific experiments as well as accurately record and analyze the results of such experiments
CO 6	Function as a member of a team, communicate effectively and engage in further learning. Also understand how chemistry addresses social, economical and environmental problems and why it is an integral part of curriculum

Mapping of course outcomes with program outcomes

	PO 1	PO 2	PO 3	PO 4	PO 5	PO 6	PO 7	PO 8	PO 9	PO 10	PO 11	PO 12
CO 1	3				2							3
CO 2	3				3							3
CO 3	3				3							3
CO 4	3				3							3
CO 5	3				1							3
CO 6	3				1							3

Mark distribution

Total Marks	CIE marks	ESE marks	ESE Duration(Internal)
100	100	-	1 hour

Continuous Internal Evaluation Pattern:

Attendance	: 20 marks
Class work/ Assessment/Viva-voce	: 50 marks
End semester examination (Internally by college)	: 30 marks

End Semester Examination Pattern: Written Objective Examination of one hour

SYLLABUS**LIST OF EXPERIMENTS (MINIMUM 8 MANDATORY)**

1. Estimation of total hardness of water-EDTA method
2. Potentiometric titration
3. Determination of cell constant and conductance of solutions.
4. Calibration of pH meter and determination of pH of a solution
5. Estimation of chloride in water
6. Identification of drugs using TLC
7. Determination of wavelength of absorption maximum and colorimetric estimation of Fe^{3+} in solution
8. Determination of molar absorptivity of a compound (KMnO_4 or any water soluble food colorant)
9. Synthesis of polymers (a) Urea-formaldehyde resin (b) Phenol-formaldehyde resin
10. Estimation of iron in iron ore
11. Estimation of copper in brass
12. Estimation of dissolved oxygen by Winkler's method
13. (a) Analysis of IR spectra (minimum 3 spectra) (b) Analysis of ^1H NMR spectra (minimum 3 spectra)
14. Flame photometric estimation of Na^+ to find out the salinity in sand
15. Determination of acid value of a vegetable oil
16. Determination of saponification of a vegetable oil

Reference Books

1. G. Svehla, B. Sivasankar, "Vogel's Qualitative Inorganic Analysis", Pearson, 2012.
2. R. K. Mohapatra, "Engineering Chemistry with Laboratory Experiments", PHI Learning, 2017.
3. Muhammed Arif, "Engineering Chemistry Lab Manual", Owl publishers, 2019.
4. Ahad J., "Engineering Chemistry Lab manual", Jai Publications, 2019.
5. Roy K Varghese, "Engineering Chemistry Laboratory Manual", Crownplus Publishers, 2019.
6. Soney C George, Rino Laly Jose, "Lab Manual of Engineering Chemistry", S. Chand & Company Pvt Ltd, New Delhi, 2019.

CO 7	2											
CO 8	2											

Mark distribution

Total Marks	CIE	ESE	ESE Duration
100	70	30	1 hour

Assessment Procedure: Total marks allotted for the course is 100 marks. CIE shall be conducted for 70 marks and ESE for 30 marks. CIE should be done for the work done by the student and also viva voce based on the work done on each practical session. ESE shall be evaluated by written examination of one hour duration conducted internally by the institute.

Continuous Internal Evaluation Pattern:

Attendance	: 20 marks
Class work/ Assessment/Viva-voce	: 50 marks
End semester examination (Internally by college)	: 30 marks

End Semester Examination Pattern: Written Objective Examination of one hour

SYLLABUS

PART 1

CIVIL WORKSHOP

- Exercise 1. Calculate the area of a built-up space and a small parcel of land- Use standard measuring tape and digital distance measuring devices
- Exercise 2. (a) Use screw gauge and vernier calliper to measure the diameter of a steel rod and thickness of a flat bar
- (b) Transfer the level from one point to another using a water level
- (c) Set out a one room building with a given plan and measuring tape
- Exercise 3. Find the level difference between any two points using dumpy level
- Exercise 4. (a) Construct a $1\frac{1}{2}$ thick brick wall of 50 cm height and 60 cm length using English bond. Use spirit level to assess the tilt of walls.
- (b) Estimate the number of different types of building blocks to construct this wall.

- Exercise 5. (a) Introduce the students to plumbing tools, different types of pipes, type of connections, traps, valves, fixtures and sanitary fittings.
- (b) Install a small rainwater harvesting installation in the campus

Reference Books:

1. Khanna P.N, "Indian Practical Civil Engineering Handbook", Engineers Publishers.
2. Bhavikatti. S, "Surveying and Levelling (Volume 1)", I.K. International Publishing House
3. Arora S.P and Bindra S.P, " Building Construction", Dhanpat Rai Publications
4. S. C. Rangwala, "Engineering Materials," Charotar Publishing House.

PART II

MECHANICAL WORKSHOP

LIST OF EXERCISES

(Minimum EIGHT units mandatory and FIVE models from Units 2 to 8 mandatory)

UNIT 1:- General : Introduction to workshop practice, Safety precautions, Shop floor ethics, Basic First Aid knowledge.

Study of mechanical tools, components and their applications: (a) Tools: screw drivers, spanners, Allen keys, cutting pliers etc and accessories (b) bearings, seals, O-rings, circlips, keys etc.

UNIT 2:- Carpentry : Understanding of carpentry tools

Minimum any one model

1. T-Lap joint
2. Cross lap joint
3. Dovetail joint
4. Mortise joints

UNIT 3:- Foundry : Understanding of foundry tools

Minimum any one model

1. Bench Molding
2. Floor Molding
3. Core making
4. Pattern making

UNIT 4: - Sheet Metal : Understanding of sheet metal working tools

Minimum any one model

1. Cylindrical shape
2. Conical shape
3. Prismatic shaped job from sheet metal

UNIT 5: - Fitting : Understanding of tools used for fitting

Minimum any one model

1. Square Joint
2. V- Joint
3. Male and female fitting

UNIT 6: - Plumbing : Understanding of plumbing tools, pipe joints

Any one exercise on joining of pipes making use of minimum three types of pipe joints

UNIT 7: - Smithy: Understanding of tools used for smithy.

Demonstrating the forge-ability of different materials (MS, Al, alloy steel and cast steels) in cold and hot states.

Observing the qualitative difference in the hardness of these materials

Minimum any one exercise on smithy

1. Square prism
2. Hexagonal headed bolt
3. Hexagonal prism
4. Octagonal prism

UNIT 8: -Welding: Understanding of welding equipments

Minimum any one welding practice

Making Joints using electric arc welding. bead formation in horizontal, vertical and over head positions

UNIT 9: - Assembly: Demonstration only

Disassembling and assembling of

1. Cylinder and piston assembly
2. Tail stock assembly
3. Bicycle
4. Pump or any other machine

UNIT 10: - Machines: Demonstration and applications of the following machines

Shaping and slotting machine; Milling machine; Grinding Machine; Lathe; Drilling Machine.

UNIT 11: - Modern manufacturing methods: Power tools, CNC machine tools, 3D printing, Glass cutting.

Course Contents and Lecture Schedule:

No	Topic	No of Sessions
1	INTRODUCTION	
1.1	Workshop practice, shop floor precautions, ethics and First Aid knowledge. Studies of mechanical tools, components and their applications: (a) Tools: screw drivers, spanners, Allen keys, cutting pliers etc and accessories (b) bearings, seals, O-rings, circlips, keys etc	1
2	CARPENTRY	
2.1	Understanding of carpentry tools and making minimum one model	2

3	FOUNDRY	
3.1	Understanding of foundry tools and making minimum one model	2
4	SHEET METAL	
4.1	Understanding of sheet metal working tools and making minimum one model	2
5	FITTING	
5.1	Understanding of fitting tools and making minimum one model	2
6	PLUMBING	
6.1	Understanding of pipe joints and plumbing tools and making minimum one model	2
7	SMITHY	
7.1	Understanding of smithy tools and making minimum one model	2
8	WELDING	
8.1	Understanding of welding equipments and making minimum one model	2
9	ASSEMBLY	
9.1	Demonstration of assembly and dissembling of multiple parts components	1
10	MACHINES	
10.1	Demonstration of various machines	1
11	MODERN MANUFACTURING METHODS	
11.1	Demonstrations of: power tools, CNC Machine tools, 3D printing, Glass cutting	1

MAT 102	VECTOR CALCULUS, DIFFERENTIAL EQUATIONS AND TRANSFORMS	CATEGORY	L	T	P	CREDIT	Year of Introduction
		BSC	3	1	0	4	2019

Preamble: This course introduces the concepts and applications of differentiation and integration of vector valued functions, differential equations, Laplace and Fourier Transforms. The objective of this course is to familiarize the prospective engineers with some advanced concepts and methods in Mathematics which include the Calculus of vector valued functions, ordinary differential equations and basic transforms such as Laplace and Fourier Transforms which are invaluable for any engineer's mathematical tool box. The topics treated in this course have applications in all branches of engineering.

Prerequisite: Calculus of single and multi variable functions.

Course Outcomes: After the completion of the course the student will be able to

CO 1	Compute the derivatives and line integrals of vector functions and learn their applications
CO 2	Evaluate surface and volume integrals and learn their inter-relations and applications.
CO 3	Solve homogeneous and non-homogeneous linear differential equation with constant coefficients
CO 4	Compute Laplace transform and apply them to solve ODEs arising in engineering
CO 5	Determine the Fourier transforms of functions and apply them to solve problems arising in engineering

Mapping of course outcomes with program outcomes

	PO 1	PO 2	PO 3	PO 4	PO 5	PO 6	PO 7	PO 8	PO 9	PO 10	PO 11	PO 12
CO 1	3	3	3	3	2	1			1	2		2
CO 2	3	3	3	3	2	1			1	2		2
CO 3	3	3	3	3	2	1			1	2		2
CO 4	3	3	3	3	2	1			1	2		2
CO 5	3	3	3	3	2	1			1	2		2

Assessment Pattern

Bloom's Category	Continuous Assessment Tests		End Semester Examination (Marks)
	Test 1 (Marks)	Test 2 (Marks)	
Remember	10	10	20
Understand	20	20	40
Apply	20	20	40
Analyse			
Evaluate			

Create			
--------	--	--	--

Mark distribution

Total Marks	CIE (Marks)	ESE (Marks)	ESE Duration
150	50	100	3 hours

Continuous Internal Evaluation Pattern:

Attendance : 10 marks

Continuous Assessment Test (2 numbers) : 25 marks

Assignment/Quiz/Course project : 15 marks

Assignments: Assignment should include specific problems highlighting the applications of the methods introduced in this course in science and engineering.

End Semester Examination Pattern: There will be two parts; Part A and Part B. Part A contain 10 questions with 2 questions from each module, having 3 marks for each question. Students should answer all questions. Part B contains 2 questions from each module of which student should answer only one. Each question can have maximum 2 sub-divisions and carry 14 marks.

Course Level Assessment Questions

Course Outcome 1 (CO1): Compute the derivatives and line integrals of vector functions and learn their applications

1. How would you calculate the speed, velocity and acceleration at any instant of a particle moving in space whose position vector at time t is $\mathbf{r}(t)$?
2. Find the work done by the force field $F = (e^x - y^3)\mathbf{i} + (\cos y + x^3)\mathbf{j}$ on a particle that travels once around the unit circle centred at origin having radius 1.
3. When do you say that a vector field is conservative? What are the implications if a vector field is conservative?

Course Outcome 2 (CO2): Evaluate surface and volume integrals and learn their inter-relations and applications

1. Write any one application each of line integral, double integral and surface integral.
2. Use the divergence theorem to find the outward flux of the vector field $F(x, y, z) = z\mathbf{k}$ across the

$$x^2 + y^2 + z^2 = a^2$$

3. State Greens theorem. Use Green's theorem to express the area of a plane region bounded by a curve as a line integral.

Course Outcome 3 (CO3): Solve homogeneous and non-homogeneous linear differential equation with constant coefficients

1. If $y_1(x)$ and $y_2(x)$ are solutions of $y'' + py' + qy = 0$, where p, q are constants, show that

$y_1(x) + y_2(x)$ is also a solution.

2. Solve the differential equation $y'' + y = 0.001x^2$ using method of undetermined coefficient.

3. Solve the differential equation of $y''' - 3y'' + 3y' - y = e^x - x - 1$.

Course Outcome 4 (CO4): Compute Laplace transform and apply them to solve ODEs arising in engineering

1. What is the inverse Laplace Transform of $(s) = \frac{3s-137}{s^2+2s+4}$?

2. Find Laplace Transform of Unit step function.

3. Solve the differential equation of $y'' + 9y = \delta\left(t - \frac{\pi}{2}\right)$? Given $y(0) = 2$, $y'(0) = 0$

Course Outcome 5(CO5): Determine the Fourier transforms of functions and apply them to solve problems arising in engineering

1. Find the Fourier integral representation of function defined by

$$f(x) = e^{-x} \text{ for } x > 0 \text{ and } f(x) = 0 \text{ for } x < 0.$$

2. What are the conditions for the existence of Fourier Transform of a function $f(x)$?

3. Find the Fourier transform of $f(x) = 1$ for $|x| < 1$ and $f(x) = 0$ otherwise.

Model Question paper

QP CODE:

PAGES:3

Reg No: _____

Name : _____

APJ ABDUL KALAM TECHNOLOGICAL UNIVERSITY FIRST SEMESTER B.TECH DEGREE EXAMINATION,
MONTH & YEAR

Course Code: MAT 102

Max. Marks: 100

Duration: 3 Hours

VECTOR CALCULUS, DIFFERENTIAL EQUATIONS AND TRANSFORMS

(2019-Scheme)

(Common to all branches)

PART A

(Answer all questions. Each question carries 3 marks)

1. Is the vector \mathbf{r} where $\mathbf{r} = x\mathbf{i} + y\mathbf{j} + z\mathbf{k}$ conservative. Justify your answer.
2. State Greens theorem including all the required hypotheses
3. What is the outward flux of $\mathbf{F}(x, y, z) = x\mathbf{i} + y\mathbf{j} + z\mathbf{k}$ across any unit cube.
4. What is the relationship between Green's theorem and Stokes theorem?
5. Solve $y'' + 4y' + 2.5y = 0$
6. Does the function $y = C_1 \cos x + C_2 \sin x$ form a solution of $y'' + y = 0$? Is it the general solution? Justify your answer.
7. Find the Laplace transform of $e^{-t} \sinh 4t$
8. Find the Laplace inverse transform of $\frac{1}{s(s^2 + \omega^2)}$.
9. Given the Fourier transform $\frac{1}{\sqrt{2}} e^{-\frac{\omega^2}{4}}$ of $f(x) = e^{-x^2}$, find the Fourier transform of $x e^{-x^2}$
10. State the convolution theorem for Fourier transform

PART B

(Answer one full question from each module. Each full question carries 14 marks)

MODULE 1

11a) Prove that the force field $\mathbf{F} = e^y \mathbf{i} + x e^y \mathbf{j}$ is conservative in the entire xy -plane

b) Use Greens theorem to find the area enclosed by the ellipse $\frac{x^2}{a^2} + \frac{y^2}{b^2} = 1$

12 a) Find the divergence of the vector field $\mathbf{F} = \frac{c}{(x^2 + y^2 + z^2)^{3/2}} (x\mathbf{i} + y\mathbf{j} + z\mathbf{k})$

b) Find the work done by the force field $\mathbf{F}(x, y, z) = xy\mathbf{i} + yz\mathbf{j} + xz\mathbf{k}$ along C where

C is the curve $\mathbf{r}(t) = t\mathbf{i} + t^2\mathbf{j} + t^3\mathbf{k}$

MODULE II

13 a) Use divergence theorem to find the outward flux of the vector field

$\mathbf{F} = 2x\mathbf{i} + 3y\mathbf{j} + z^3\mathbf{k}$ across the unit cube bounded by or $x = 0, y = 0, z = 0, x = 1, y = 1, z = 1$

b) Find the circulation of $\mathbf{F} = (x - z)\mathbf{i} + (y - x)\mathbf{j} + (z - xy)\mathbf{k}$ using Stokes theorem around the triangle with vertices $A(1,0,0), B(0,2,0)$ and $C(0,0,1)$

14 a) Use divergence theorem to find the volume of the cylindrical solid bounded

by $x^2 + 4x + y^2 = 7, z = -1, z = 4$, given the vector field $\mathbf{F} = x\mathbf{i} + y\mathbf{j} + z\mathbf{k}$ across surface of the cylinder

b) Use Stokes theorem to evaluate $\int_C \mathbf{F} \cdot d\mathbf{r}$ where $\mathbf{F} = x^2\mathbf{i} + 3x\mathbf{j} - y^3\mathbf{k}$ where C is

the circle $x^2 + y^2 = 1$ in the xy - plane with counterclockwise orientation looking down the positive z -axis

MODULE III

- 15 a) Solve $y'' + 4y' + 4y = x^2 + e^{-x} \cos x$
b) Solve $y''' - 3y'' + 3y' - y = e^x - x - 1$
16 a) Solve $y'' + 3y' + 3y = 30e^{-x}$ given $y(0) = 3, y'(0) = -3, y''(0) = -47$
b) Using method of variation of parameters, solve $y'' + y = \sec x$

MODULE IV

- 17 a) Find the inverse Laplace transform of $F(s) = \frac{2(e^{-s} - e^{-3s})}{s^2 - 4}$
b) Solve the differential equation $y'' + 16y = 4\delta(t - 3\pi); y(0) = 2, y'(0) = 0$ using Laplace transform
18 a) Solve $y'' + 3y' + 2y = f(t)$ where $f(t) = 1$ for $0 < t < 1$ and $f(t) = 1$ for $t > 1$ using Laplace transform
b) Apply convolution theorem to find the Laplace inverse transform of $\frac{1}{s^2(s^2 + \omega^2)}$

MODULE V

- 19 a) Find the Fourier cosine integral representation for $f(x) = e^{-kx}$ for $x > 0$ and $k > 0$ and hence evaluate $\int_0^\infty \frac{\cos wx}{k^2 + w^2}$ the function
b) Does the Fourier sine transform $f(x) = x^{-1} \sin x$ for $0 < x < \infty$ exist? Justify your answer
20 a) Find the Fourier transform of $f(x) = |x|$ for $|x| < 1$ and $f(x) = 0$ otherwise
b) Find the Fourier cosine transform of $f(x) = e^{-ax}$ for $a > 0$

Syllabus

Module 1 (Calculus of vector functions)

(Text 1: Relevant topics from sections 12.1, 12.2, 12.6, 13.6, 15.1, 15.2, 15.3)

Vector valued function of single variable, derivative of vector function and geometrical interpretation, motion along a curve-velocity, speed and acceleration. Concept of scalar and vector fields, Gradient and its properties, directional derivative, divergence and curl, Line integrals of vector fields, work as line integral, Conservative vector fields, independence of path and potential function (results without proof).

Module 2 (Vector integral theorems)

(Text 1: Relevant topics from sections 15.4, 15.5, 15.6, 15.7, 15.8)

Green's theorem (for simply connected domains, without proof) and applications to evaluating line integrals and finding areas. Surface integrals over surfaces of the form $z = g(x, y)$, $y = g(x, z)$ or $x = g(y, z)$, Flux integrals over surfaces of the form $z = g(x, y)$, $y = g(x, z)$ or $x = g(y, z)$, divergence theorem (without proof) and its applications to finding flux integrals, Stokes' theorem (without proof) and its applications to finding line integrals of vector fields and work done.

Module- 3 (Ordinary differential equations)

(Text 2: Relevant topics from sections 2.1, 2.2, 2.5, 2.6, 2.7, 2.10, 3.1, 3.2, 3.3)

Homogenous linear differential equation of second order, superposition principle, general solution, homogenous linear ODEs with constant coefficients-general solution. Solution of Euler-Cauchy equations (second order only). Existence and uniqueness (without proof). Non homogenous linear ODEs-general solution, solution by the method of undetermined coefficients (for the right hand side of the form $x^n, e^{kx}, \sin ax, \cos ax, e^{kx} \sin ax, e^{kx} \cos ax$ and their linear combinations), methods of variation of parameters. Solution of higher order equations-homogeneous and non-homogeneous with constant coefficient using method of undetermined coefficient.

Module- 4 (Laplace transforms)

(Text 2: Relevant topics from sections 6.1, 6.2, 6.3, 6.4, 6.5)

Laplace Transform and its inverse, Existence theorem (without proof), linearity, Laplace transform of basic functions, first shifting theorem, Laplace transform of derivatives and integrals, solution of differential equations using Laplace transform, Unit step function, Second shifting theorems. Dirac delta function and its Laplace transform, Solution of ordinary differential equation involving unit step function and Dirac delta functions. Convolution theorem (without proof) and its application to finding inverse Laplace transform of products of functions.

Module-5 (Fourier Transforms)

(Text 2: Relevant topics from sections 11.7,11.8, 11.9)

Fourier integral representation, Fourier sine and cosine integrals. Fourier sine and cosine transforms, inverse sine and cosine transform. Fourier transform and inverse Fourier transform, basic properties. The Fourier transform of derivatives. Convolution theorem (without proof)

Text Books

1. H. Anton, I. Biven S.Davis, "Calculus", Wiley, 10th edition, 2015.
2. Erwin Kreyszig, "Advanced Engineering Mathematics", Wiley, 10th edition, 2015.

Reference Books

1. J. Stewart, Essential Calculus, Cengage, 2nd edition, 2017
2. G.B. Thomas and R.L. Finney, Calculus and Analytic geometry, 9th Edition, Pearson, Reprint, 2002.
3. Peter O Neil, Advanced Engineering Mathematics, 7th Edition, Thomson, 2007.
4. Louis C Barret, C Ray Wylie, "Advanced Engineering Mathematics", Tata McGraw Hill, 6th edition, 2003.
5. VeerarajanT."Engineering Mathematics for first year", Tata McGraw - Hill, 2008.
6. B.S. Grewal, Higher Engineering Mathematics, Khanna Publishers, 36th edition , 2010.
7. Srimanta Pal, Subodh C. Bhunia, "Engineering Mathematics", Oxford University Press, 2015.
8. Ronald N. Bracewell, "The Fourier Transform and its Applications", McGraw – Hill International Editions, 2000.

Course Contents and Lecture Schedule

No	Topic	No. of Lectures
1	Calculus of vector functions (9 hours)	
1.1	Vector valued function of a scalar variable - derivative of vector valued function of scalar variable t-geometrical meaning	2
1.2	Motion along a curve-speed , velocity, acceleration	1
1.3	Gradient and its properties, directional derivative , divergent and curl	3
1.4	Line integrals with respect to arc length, line integrals of vector fields. Work done as line integral	2
1.5	Conservative vector field, independence of path, potential function	1

2	Vector integral theorems(9 hours)	
2.1	Green's theorem and it's applications	2
2.2	Surface integrals , flux integral and their evaluation	3
2.3	Divergence theorem and applications	2
2.4	Stokes theorem and applications	2
3	Ordinary Differential Equations (9 hours)	
3.1	Homogenous linear equation of second order, Superposition principle, general solution	1
3.2	Homogenous linear ODEs of second order with constant coefficients	2
3.3	Second order Euler-Cauchy equation	1
3.4	Non homogenous linear differential equations of second order with constant coefficient-solution by undetermined coefficients, variation of parameters.	3
3.5	Higher order equations with constant coefficients	2
4	Laplace Transform (10 hours)	
4.1	Laplace Transform , inverse Transform, Linearity, First shifting theorem, transform of basic functions	2
4.2	Transform of derivatives and integrals	1
4.3	Solution of Differential equations, Initial value problems by Laplace transform method.	2
4.4	Unit step function --- Second shifting theorem	2
4.5	Dirac Delta function and solution of ODE involving Dirac delta function	2
4.6	Convolution and related problems.	1
5	Fourier Transform (8 hours)	
5.1	Fourier integral representation	1
5.2	Fourier Cosine and Sine integrals and transforms	2
5.3	Complex Fourier integral representation, Fourier transform and its inverse transforms, basic properties	3
5.4	Fourier transform of derivatives, Convolution theorem	2

AL-ARABIYAH KAIAM
TECHNOLOGICAL
UNIVERSITY

KU



PHT 110	ENGINEERING PHYSICS B (FOR NON-CIRCUIT BRANCHES)	Category	L	T	P	CREDIT	Year of Introduction
		BSC	3	1	0	4	2019

Preamble: The aim of the Engineering Physics program is to offer students a solid background in the fundamentals of Physics and to impart that knowledge in engineering disciplines. The program is designed to develop scientific attitudes and enable the students to correlate the concepts of Physics with the core programmes

Prerequisite: Higher secondary level Physics, Mathematical course on vector calculus, differential equations and linear algebra

Course Outcomes: After the completion of the course the student will be able to

CO 1	Compute the quantitative aspects of waves and oscillations in engineering systems.
CO 2	Apply the interaction of light with matter through interference, diffraction and identify these phenomena in different natural optical processes and optical instruments.
CO 3	Analyze the behaviour of matter in the atomic and subatomic level through the principles of quantum mechanics to perceive the microscopic processes in electronic devices.
CO 4	Apply the knowledge of ultrasonics in non-destructive testing and use the principles of acoustics to explain the nature and characterization of acoustic design and to provide a safe and healthy environment
CO 5	Apply the comprehended knowledge about laser and fibre optic communication systems in various engineering applications

Mapping of course outcomes with program outcomes

	PO 1	PO 2	PO 3	PO 4	PO 5	PO 6	PO 7	PO 8	PO 9	PO 10	PO 11	PO 12
CO 1	3	2						1	2			1
CO 2	3	2						1	2			1
CO 3	3	2						1	2			1
CO 4	3							1	2			1
CO 5	3	2						1	2			1

Assessment Pattern

Bloom's Category	Continuous Assessment Tests		End Semester Examination (Marks)
	Test 1 (Marks)	Test 2 (Marks)	
Remember	15	15	30
Understand	25	25	50

Apply	10	10	20
Analyse			
Evaluate			
Create			

Mark distribution

Total Marks	CIE MARKS	ESE MARKS	ESE Duration
150	50	100	3 hours

Continuous Internal Evaluation Pattern:

Attendance	: 10 marks
Continuous Assessment Test (2 numbers)	: 25 marks
Assignment/Quiz/Course project	: 15 marks

End Semester Examination Pattern: There will be two parts; Part A and Part B. Part A contain 10 questions with 2 questions from each module, having 3 marks for each question. Students should answer all questions. Part B contains 2 questions from each module of which student should answer any one. Each question can have maximum 2 sub-divisions and carry 14 marks.

Course Level Assessment Questions

Course Outcome 1 (CO1):

1. Explain the effect of damping force on oscillators.
2. Distinguish between transverse and longitudinal waves.
3. (a) Derive an expression for the fundamental frequency of transverse vibration in a stretched string.
(b) Calculate the fundamental frequency of a string of length 2 m weighing 6 g kept stretched by a load of 600 kg.

Course Outcome 2 (CO2):

1. Explain colours in thin films.
2. Distinguish between Fresnel and Fraunhofer diffraction.
3. (a) Explain the formation of Newton's rings and obtain the expression for radii of bright and dark rings in reflected system. Also explain how it is used to determine the wavelength of a monochromatic source of light.
(b) A liquid of refractive index μ is introduced between the lens and glass plate. What happens to the fringe system? Justify your answer.

Course Outcome 3 (CO3):

1. Give the physical significance of wave function?

2. What are excitons ?
3. (a) Solve Schrodinger equation for a particle in a one dimensional box and obtain its energy eigen values and normalised wave functions.
(b) Calculate the first three energy values of an electron in a one dimensional box of width 1 \AA in electron volt.

Course Outcome 4 (CO4):

1. Explain reverberation and reverberation time.
2. How ultrasonic waves are used in non-destructive testing.
3. (a) With a neat diagram explain how ultrasonic waves are produced by a piezoelectric oscillator.
(b) Calculate frequency of ultrasonic waves that can be produced by a nickel rod of length 4 cm. (Young's Modulus = 207 G Pa, Density = 8900 Kg /m³)

Course Outcome 5 (CO 5):

1. Distinguish between spontaneous emission and stimulated emission.
2. Explain optical resonators.
3. (a) Explain the construction and working of Ruby Laser.
(b) Calculate the numerical aperture and acceptance angle of a fibre with a core refractive index of 1.54 and a cladding refractive index of 1.50 when the fibre is inside water of refractive index 1.33.

Model Question paper

QP CODE:

PAGES:3

Reg No: _____

Name : _____

**APJ ABDUL KALAM TECHNOLOGICAL UNIVERSITY FIRST SEMESTER B.TECH DEGREE EXAMINATION,
MONTH & YEAR**

Course Code: PHT 110

Course Name: Engineering Physics B

Max.Marks: 100

Duration: 3 Hours

PART A

Answer all Questions. Each question carries 3 Marks

1. Compare electrical and mechanical oscillators.
2. Distinguish between longitudinal and transverse waves.
3. Write a short note on antireflection coating.
4. Diffraction of light is not as evident in daily experience as that of sound waves. Give reason.
5. State and explain Heisenberg's Uncertainty principle. With the help of it explain natural line broadening.
6. Explain surface to volume ratio of nanomaterials.
7. Define sound intensity level. Give the values of threshold of hearing and threshold of pain.
8. Describe the method of non-destructive testing using ultra sonic waves
9. Explain the condition of population inversion
10. Distinguish between step index and graded index fibre. (10x3=30)

PART B

Answer any one full question from each module. Each question carries 14 Marks

Module 1

11. (a) Derive the differential equation of damped harmonic oscillator and deduce its solution. Discuss the cases of over damped, critically damped and under damped cases. (10)

- (b) The frequency of a tuning fork is 500 Hz and its Q factor is 7×10^4 . Find the relaxation time. Also calculate the time after which its energy becomes 1/10 of its initial undamped value. (4)
12. (a) Derive an expression for the velocity of propagation of a transverse wave in a stretched string. Deduce laws of transverse vibrations. (10)
- (b) The equation of transverse vibration of a stretched string is given by $y = 0.00327 \sin(72.1x - 2.72t)$ m, in which the numerical constants are in S.I units. Evaluate (i) Amplitude (ii) Wavelength (iii) Frequency and (iv) Velocity of the wave. (4)

Module 2

13. (a) Explain the formation of Newton's rings and show that the radius of dark ring is proportional to the square root of natural numbers. How can we use Newton's rings experiment to determine the refractive index of a liquid? (10)
- (b) Two pieces of plane glass are placed together with a piece of paper between two at one end. Find the angle of the wedge in seconds if the film is viewed with a monochromatic light of wavelength 4800 \AA . Given $\beta = 0.0555 \text{ cm}$. (4)
14. (a) Explain the diffraction due to a plane transmission grating. Obtain the grating equation. (10)
- (b) A grating has 6000 lines per cm. Find the angular separation of the two yellow lines of mercury of wavelengths 577 nm and 579 nm in the second order. (4)

Module 3

15. (a) Derive time dependent and independent Schrodinger equations. (10)
- (b) An electron is confined to one dimensional potential box of length 2 \AA . Calculate the energies corresponding to the first and second quantum states in eV. (4)
16. (a) Classify nanomaterials based on dimensionality of quantum confinement and explain the following nanostructures. (i) nano sheets (ii) nano wires (iii) quantum dots. (10)
- (b) Find the de Broglie wavelength of electron whose kinetic energy is 15 eV. (4)

Module 4

17. (a) Explain reverberation and reverberation time? What is the significance of Reverberation time. Explain the factors affecting the acoustics of a building and their corrective measures? (10)
- (b) The volume of a hall is 3000 m^3 . It has a total absorption of 100 m^2 sabine. If the hall is filled with audience who add another 80 m^2 sabine, then find the difference in reverberation time. (4)
18. (a) With a neat diagram explain how ultrasonic waves are produced by piezoelectric oscillator. Also discuss the piezoelectric method of detection of ultrasonic waves. (10)

- (b) An ultrasonic source of 0.09 MHz sends down a pulse towards the sea bed which returns after 0.55 sec. The velocity of sound in sea water is 1800 m/s. Calculate the depth of the sea and the wavelength of the pulse. (4)

Module 5

19. (a) Outline the construction and working of Ruby laser. (8)

- (b) What is the principle of holography? How is a hologram recorded? (6)

20. (a) Define numerical aperture of an optic fibre and derive an expression for the NA of a step index fibre with a neat diagram. (10)

- (b) An optical fibre made with core of refractive index 1.5 and cladding with a fractional index difference of 0.0006. Find refractive index of cladding and numerical aperture. (4)

(14x5=70)



SYLLABUS

ENGINEERING PHYSICS B (FOR NON-CIRCUIT BRANCHES)

Module 1

Oscillations and Waves

Harmonic oscillations, Damped harmonic motion-Derivation of differential equation and its solution, Over damped, Critically damped and Under damped Cases, Quality factor-Expression, Forced oscillations-Differential Equation-Derivation of expressions for amplitude and phase of forced oscillations, Amplitude Resonance-Expression for Resonant frequency, Quality factor and Sharpness of Resonance, Electrical analogy of mechanical oscillators

Wave motion- Derivation of one dimensional wave equation and its solution, Three dimensional wave equation and its solution (no derivation), Distinction between transverse and longitudinal waves, Transverse vibration in a stretched string, Statement of laws of vibration

Module 2

Wave Optics

Interference of light-Principle of superposition of waves, Theory of thin films - Cosine law (Reflected system), Derivation of the conditions of constructive and destructive Interference, Interference due to wedge shaped films -Determination of thickness and test for optical planeness, Newton's rings - Measurement of wavelength and refractive index, Antireflection coatings

Diffraction of light, Fresnel and Fraunhofer classes of diffraction, Diffraction grating-Grating equation, Rayleigh criterion for limit of resolution, Resolving and Dispersive power of a grating with expression (no derivation)

Module 3

Quantum Mechanics & Nanotechnology

Introduction for the need of Quantum mechanics, Wave nature of Particles, Uncertainty principle, Applications-Absence of electrons inside a nucleus and Natural line broadening Mechanism, Formulation of time dependent and independent Schrodinger wave equations-Physical Meaning of wave function, Particle in a one dimensional box- Derivation for normalised wave function and energy eigen values, Quantum Mechanical Tunnelling (Qualitative)

Introduction to nanoscience and technology, Increase in surface to volume ratio for nanomaterials, Quantum confinement in one dimension, two dimension and three dimension-Nano sheets, Nano wires and Quantum dots, Properties of nanomaterials-mechanical, electrical and optical, Applications of nanotechnology (qualitative ideas)

Module 4

Acoustics & Ultrasonics

Acoustics, Classification of sound-Musical sound-Noise, Characteristics of Musical Sounds-Pitch or frequency-Loudness or Intensity-Measurement of Intensity level-Decibel-Quality or timbre, Absorption coefficient, Reverberation-Reverberation time-Significance- Sabine's formula (no derivation), Factors affecting architectural acoustics and their remedies

Ultrasonics-Production- Magnetostriction effect and Piezoelectric effect, Magnetostriction oscillator and Piezoelectric oscillator -Working, Detection of ultrasonic waves - Thermal and Piezoelectric

methods, Ultrasonic diffractometer- Expression for the velocity of ultrasonic waves in a liquid , Applications of ultrasonic waves -SONAR,NDT and Medical

Module 5

Laser and Fibre optics

Properties of laser, Absorption and emission of radiation, Spontaneous and stimulated emission, Einstein's coefficients (no derivation), Population inversion, Metastable states, basic components of laser, Active medium, Pumping mechanism, Optical resonant cavity, working principle, Construction and working of Ruby laser and Helium neon laser ,Construction and working of semiconductor laser(Qualitative) ,Applications of laser, Holography, Difference between hologram and photograph, Recording of hologram and reconstruction of image, Applications

Optic fibre-Principle of propagation of light, Types of fibres-Step index and Graded index fibres, Numerical aperture –Derivation, Fibre optic communication system (block diagram), Industrial, Medical and Technological applications, Fibre optic sensors-Intensity Modulated and Phase modulated sensors

Text Books

1. M.N.Avadhanulu, P.G.Kshirsagar,TVS Arun Murthy "A Text book of Engineering Physics", S.Chand &Co., Revised Edition, 2019.
2. H.K.Malik , A.K. Singh, "Engineering Physics" McGraw Hill Education, Second Edition, 2017.

Reference Books

1. Arthur Beiser, "Concepts of Modern Physics ", Tata McGraw Hill Publications, 6th Edition 2003
2. D.K. Bhattacharya, Poonam Tandon, "Engineering Physics", Oxford University Press, 2015
3. Md.N.Khan & S.Panigrahi "Principles of Engineering Physics 1&2", Cambridge University Press, 2016
4. Aruldhas G., "Engineering Physics", PHI Pvt. Ltd., 2015
5. Ajoy Ghatak, "Optics", Mc Graw Hill Education, Sixth Edition, 2017
6. T. Pradeep, "Nano:The Essentials", McGraw Hill India Ltd, 2007
7. B. B. Laud, "Lasers and Non linear optics", New age International Publishers, 2nd Edition ,2005
8. Premlet B., "Advanced Engineering Physics", Phasor Books,10th edition ,2017
9. I. Dominic and. A. Nahari, "A Text Book of Engineering physics", Owl Books Publishers, Revised edition, 2016

Course Contents and Lecture Schedule

No	Topic	No. of Lectures
1	Oscillations and Waves (9 hours)	
1.1	Harmonic oscillations, Damped harmonic motion-Derivation of differential equation and its solution, Over damped, Critically damped and Under damped Cases, Quality factor-Expression	2 hrs
1.2	Forced oscillations-Differential Equation-Derivation of expressions for amplitude and phase of forced oscillations, Amplitude Resonance-Expression for Resonant frequency, Quality factor and Sharpness of Resonance, Electrical analogy of mechanical oscillators	3hrs
1.3	Wave motion- Derivation of one dimensional wave equation and its solution, Three dimensional wave equation and its solution (no derivation)	2 hrs
1.4	Distinction between transverse and longitudinal waves, Transverse vibration in a stretched string, Statement of laws of vibration	2 hrs
2	Wave Optics (9 hours)	
2.1	Interference of light-Principle of superposition of waves, Theory of thin films - Cosine law (Reflected system), Derivation of the conditions of constructive and destructive Interference	2 hrs
2.2	Interference due to wedge shaped films -Determination of thickness and test for optical planeness, Newton's rings - Measurement of wavelength and refractive index, Antireflection coatings	4 hrs
2.3	Diffraction of light, Fresnel and Fraunhofer classes of diffraction, Diffraction grating-Grating equation	2 hrs
2.4	Rayleigh criterion for limit of resolution, Resolving and Dispersive power of a grating with expression (no derivation)	1 hr
3	Quantum Mechanics & Nanotechnology (9hours)	
3.1	Introduction for the need of Quantum mechanics, Wave nature of Particles, Uncertainty principle, Applications-Absence of electrons inside a nucleus and Natural line broadening mechanism	2 hrs
3.2	Formulation of time dependent and independent Schrodinger wave equations-Physical Meaning of wave function, Particle in a one dimensional box- Derivation for normalised wave function and energy eigen values, Quantum Mechanical Tunnelling (Qualitative)	4 hrs
3.3	Introduction to nanoscience and technology, Increase in surface to volume ratio for nanomaterials, Quantum confinement in one dimension, two dimension and three dimension-Nano sheets, Nano wires and Quantum dots	2 hrs
3.4	Properties of nanomaterials-mechanical, electrical and optical Applications of nanotechnology (qualitative ideas)	1 hr
4	Acoustics & Ultrasonics (9hrs)	
4.1	Acoustics, Classification of sound-Musical sound-Noise, Characteristics	3 hrs

	of Musical Sounds-Pitch or frequency-Loudness or Intensity-Measurement of Intensity level-Decibel-Quality or timbre, Absorption coefficient, Reverberation-Reverberation time-Significance- Sabine's formula (no derivation)	
4.2	Factors affecting architectural acoustics and their remedies	1 hr
4.3	Ultrasonics-Production- Magnetostriction effect and Piezoelectric effect, Magnetostriction oscillator and Piezoelectric oscillator – Working, Detection of ultrasonic waves - Thermal and Piezoelectric methods	3hrs
4.4	Ultrasonic diffractometer- Expression for the velocity of ultrasonic waves in a liquid ,Applications of ultrasonic waves -SONAR,NDT and Medical.	2 hr
5	Laser and Fibre optics (9hours)	
5.1	Properties of laser, Absorption and emission of radiation, Spontaneous and stimulated emission, Einstein's coefficients (no derivation), Population inversion, Metastable states, basic components of laser, Active medium, Pumping mechanism, Optical resonant cavity, working principle	2 hrs
5.2	Construction and working of Ruby laser and Helium neon laser ,Construction and working of semiconductor laser(Qualitative) Applications of laser	3 hrs
5.3	Holography, Difference between hologram and photograph, Recording of hologram and reconstruction of image, Applications	1 hr
5.4	Optic fibre-Principle of propagation of light, Types of fibres-Step index and Graded index fibres, Numerical aperture –Derivation, Fibre optic communication system (block diagram), Industrial, Medical and Technological applications, Fibre optic sensors-Intensity Modulated and Phase modulated sensors	3 hrs

EST 100	ENGINEERING MECHANICS	CATEGORY	L	T	P	CREDIT	Year of Introduction
		ESC	2	1	0	3	2019

Preamble: Goal of this course is to expose the students to the fundamental concepts of mechanics and enhance their problem-solving skills. It introduces students to the influence of applied force system and the geometrical properties of the rigid bodies while stationary or in motion. After this course students will be able to recognize similar problems in real-world situations and respond accordingly.

Prerequisite: Nil

Course Outcomes: After completion of the course the student will be able to:

CO 1	Recall principles and theorems related to rigid body mechanics
CO 2	Identify and describe the components of system of forces acting on the rigid body
CO 3	Apply the conditions of equilibrium to various practical problems involving different force system.
CO 4	Choose appropriate theorems, principles or formulae to solve problems of mechanics.
CO 5	Solve problems involving rigid bodies, applying the properties of distributed areas and masses

Mapping of course outcomes with program outcomes (Minimum requirement)

	PO 1	PO 2	PO 3	PO 4	PO 5	PO 6	PO 7	PO 8	PO 9	PO 10	PO 11	PO 12
CO 1	2	2	-	-	-	-	-	-	-	-	-	-
CO 2	3	3	-	-	-	-	-	-	-	-	-	-
CO 3	3	3	-	-	-	-	-	-	-	-	-	-
CO 4	3	3	-	-	-	-	-	-	-	-	-	-
CO 5	3	3	-	-	-	-	-	-	-	-	-	-

Assessment Pattern

Bloom's Category	Continuous Assessment Tests		End Semester Examination (Marks)
	Test 1 (Marks)	Test 2 (Marks)	
Remember	10	10	15
Understand	10	10	15
Apply	30	30	70
Analyse			
Evaluate			
Create			

Mark distribution

Total Marks	CIE marks	ESE marks	ESE Duration
150	50	100	3 hours

Continuous Internal Evaluation Pattern:

Attendance	: 10 marks
Continuous Assessment Test (2 numbers)	: 25 marks
Assignment/Quiz/Course project	: 15 marks

End Semester Examination Pattern: There will be two parts; Part A and Part B. Part A contain 10 questions with 2 questions from each module, having 3 marks for each question. Students should answer all questions. Part B contains 2 questions from each module of which student should answer any one. Each question can have maximum 2 sub-divisions and carry 14 marks.

Course Level Assessment Questions:

Part A

Course Outcome 1 (CO1): (One question from each module to meet the course objective 1: To recall principles and theorems related to rigid body mechanics)

1. Explain D'Alembert's principle
2. Distinguish static and dynamic friction
3. State and explain perpendicular axis theorem

Course Outcome 2 (CO2) (One question from each module to meet the course objective 2: To identify and describe the components of system of forces acting on the rigid body)

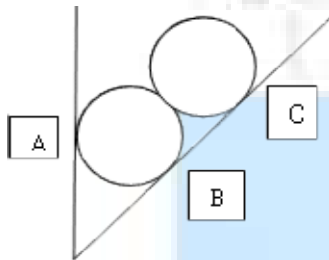
1. A simply supported beam AB of span 5 m is carrying point loads 5 kN, 3 kN and 2 kN at 1m, 3m and 4m respectively from support A. Calculate the support reaction at B.
2. A gymnast holding onto a bar, is suspended motionless in mid-air. The bar is supported by two ropes that attach to the ceiling. Diagram the forces acting on the combination of gymnast and bar
3. While you are riding your bike, you turn a corner following a circular arc. Illustrate the forces that act on your bike to keep you along the circular path ?

Part B

All the questions under this section shall assess the learning levels corresponding to the course outcomes listed below.

CO 3	To apply the conditions of equilibrium to various practical problems involving different force system.
CO 4	To choose appropriate theorems, principles or formulae to solve problems of mechanics.
CO 5	To solve problems involving rigid bodies, applying the properties of distributed areas and masses

1. Two rollers each of weight 100 N are supported by an inclined plane and a vertical wall. Find the reaction at the points of contact A, B, C. Assume all the surfaces to be smooth.

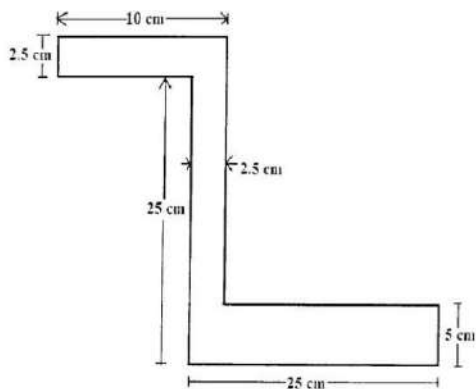


Course outcome identifier	Description of course outcome	Learning level assessed	Marks allocated
CO 3	To apply the conditions of equilibrium to various practical problems involving different force system.	Applying – (Sketch the free body diagram that represent equilibrium state of the body)	4
CO 4	To choose appropriate theorems, principles or formulae to solve problems of mechanics.	Applying (Choose the equations and formulae required for calculation)	4
CO 5	To solve problems involving rigid bodies, applying the properties of distributed areas and masses	Applying (Solve the problem based on the descriptions given in CO3 and CO4)	6
Total			14

2. A cylindrical disc, 50 cm diameter and cm thickness, is in contact with a horizontal conveyor belts running at uniform speeds of 5 m/s. Assuming there is no slip at points of contact determine (i) angular velocity of disc (ii) Angular acceleration of disc if velocity of conveyor changes to 8 m/s. Also compute the moment acting about the axis of the disc in both cases.

Course outcome identifier	Description of course outcome	Learning level assessed	Marks allocated
CO 3	To apply the conditions of equilibrium to various practical problems involving different force system.	Applying – (Sketch the free body diagram that represent state of the body)	4
CO 4	To choose appropriate theorems, principles or formulae to solve problems of mechanics.	Applying (Choose the equations and formulae required for calculation)	4
CO 5	To solve problems involving rigid bodies, applying the properties of distributed areas and masses	Applying (Solve the problem based on the descriptions given in CO3 and CO4)	6
Total			14

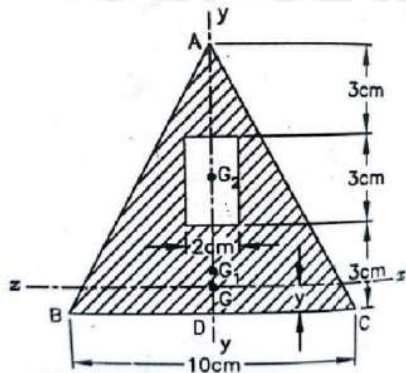
3. Determine the centroid of the given section



Course outcome identifier	Description of course outcome	Learning level assessed	Marks allocated
CO 3	To apply the conditions of equilibrium to various practical problems involving different force system.	Applying – (Illustrate the computation of centroid for the given geometrical shape)	4
CO 4	To choose appropriate theorems, principles or formulae to solve problems of mechanics.	Applying (Choose the equations and formulae required for calculation)	4
CO 5	To solve problems involving rigid bodies, applying the properties of distributed	Applying (Solve the problem based on the descriptions	6

	areas and masses	given in CO3 and CO4)	
Total			14

4. A rectangular hole is made in a triangular section as shown. Find moment of inertia about the section x-x passing through the CG of the section and parallel to BC.



Course outcome identifier	Description of course outcome	Learning level assessed	Marks allocated
CO 3	To apply the conditions of equilibrium to various practical problems involving different force system.	Applying – (Illustrate the computation of moment of inertia for the given geometrical shape)	4
CO 4	To choose appropriate theorems, principles or formulae to solve problems of mechanics.	Applying (Choose the equations and formulae required for calculation)	4
CO 5	To solve problems involving rigid bodies, applying the properties of distributed areas and masses	Applying (Solve the problem based on the descriptions given in CO3 and CO4)	6
Total			14

Model Question Paper

QP CODE:

Reg No.: _____

Name: _____

APJ ABDUL KALAM TECHNOLOGICAL UNIVERSITY FIRST SEMESTER B.TECH DEGREE EXAMINATION,
MONTH & YEAR

Course Code: EST 100

ENGINEERING MECHANICS

Max. Marks: 100

Duration: 3 hours

Part A

(Answer all questions; each question carries 3 marks)

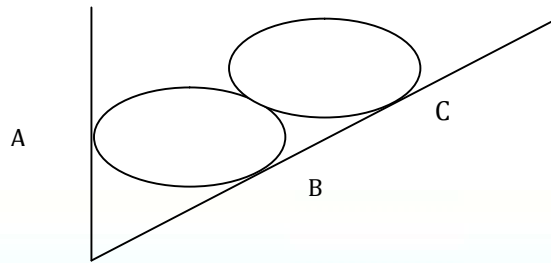
1. Explain D'Alembert's principle
2. Distinguish static and dynamic friction.
3. State and explain perpendicular axis theorem.
4. A simply supported beam AB of span 5 m is carrying point loads 5 kN, 3 kN and 2 kN at 1m, 3m and 4m respectively from support A. Calculate the support reaction at B.
5. A gymnast holding onto a bar, is suspended motionless in mid-air. The bar is supported by two ropes that attach to the ceiling. Diagram the forces acting on the combination of gymnast and bar
6. While you are riding your bike, you turn a corner following a circular arc. Illustrate the forces that act on your bike to keep you along the circular path ?
7. Compare damped and undamped free vibrations.
8. State the equation of motion of a rotating rigid body, rotating about its fixed axis.
9. Illustrate the significance of instantaneous centre in the analysis of rigid body undergoing rotational motion.
10. Highlight the principles of mechanics applied in the evaluation of elastic collision of rigid bodies.

PART B

(Answer **one full** question from each module, each question carries **14** marks)

Module -I

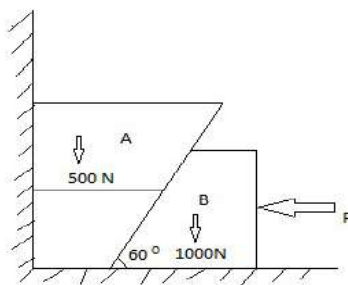
11. Two identical rollers each of weight 100 N are supported by an inclined plane, making an angle of 30° with the vertical, and a vertical wall. Find the reaction at the points of contact A, B, C. Assume all the surfaces to be smooth. (14 marks)



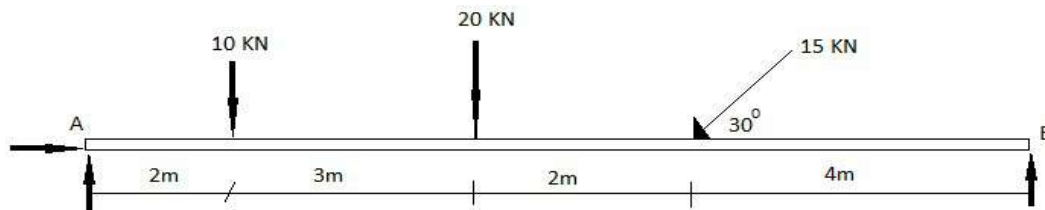
12. A string tied to a wall is made to pass over a pulley placed 2m away from it. A weight P is attached to the string such that the string stretches by 2m from the support on the wall to the location of attachment of weight. Determine the force P required to maintain 200 kg body in position for $\theta = 30^\circ$, The diameter of pulley B is negligible. (14 marks)

Module – 2

13. Two blocks A & B are resting against a wall and the floor as shown in figure below. Find the value of horizontal force P applied to the lower block that will hold the system in equilibrium. Coefficient of friction are : 0.25 at the floor, 0.3 at the wall and 0.2 between the blocks. (14 marks)

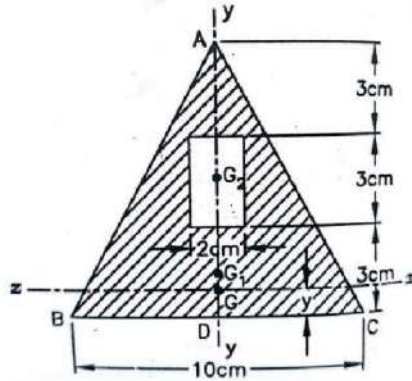


14. A beam is hinged at A and roller supported at B. It is acted upon by loads as shown below. Find the reactions at A & B. (14 marks)

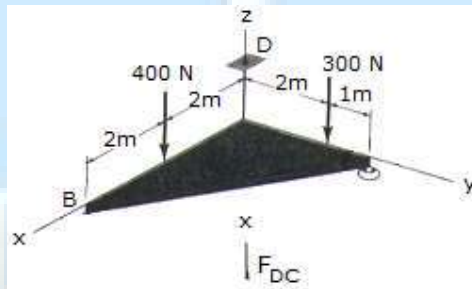


Module – 3

15. A rectangular hole is made in a triangular section as shown. Find moment of inertia about the section x-x passing through the CG of the section and parallel to BC. (14 marks)



16. Support A has ball and socket connection. Roller support at B prevents motion in the $-z$ direction. Corner C is tied to D by a rope. The triangle is weightless. Determine the unknown force components acting at A, B, and C. (14 marks)



Module - 4

17. A cricket ball is thrown by a fielder from a height of 2m at an angle of 30° to the horizontal with an initial velocity of 20 m/s, hits the wickets at a height of 0.5 m from the ground. How far was the fielder from the wicket? (14 marks)

18. An engine of weight 500 kN pull a train weighing 1500 kN up an incline of 1 in 100. The train starts from rest and moves with constant acceleration against a resistance of 5 N/kN. It attains a maximum speed of 36 kmph in 1 km distance. Determine the tension in the coupling between train and engine and the traction force developed by the engine. (14marks)

Module - 5

19. A cylindrical disc, 50 cm diameter and 10 cm thickness having mass of 10 kg, is in contact with a horizontal conveyor belt running at uniform speeds of 5 m/s. Assuming there is no slip at points of contact determine (i) angular velocity of disc (ii) Angular acceleration of disc if velocity of conveyor changes to 8 m/s in 10 seconds. Also compute the moment acting about the axis of the disc in both cases. (14 marks)

20. A wheel rotating about fixed axis at 20 rpm is uniformly accelerated for 70 seconds during which time it makes 50 revolutions. Find the (i) angular velocity at the end of this interval and (ii) time required for the velocity to reach 100 revolutions per minute. (14 marks)

SYLLABUS

Module 1

Introduction to Engineering Mechanics-statics-basic principles of statics-Parallelogram law, equilibrium law, principles of superposition and transmissibility, law of action and reaction(review) free body diagrams.

Concurrent coplanar forces-composition and resolution of forces-resultant and equilibrium equations – methods of projections – methods of moments – Varignon's Theorem of moments.

Module 2

Friction – sliding friction - Coulomb's laws of friction – analysis of single bodies –wedges, ladder-analysis of connected bodies .

Parallel coplanar forces – couple - resultant of parallel forces – centre of parallel forces – equilibrium of parallel forces – Simple beam subject to concentrated vertical loads. General coplanar force system - resultant and equilibrium equations.

Module 3

Centroid of composite areas- – moment of inertia-parallel axis and perpendicular axis theorems. Polar moment of inertia, radius of gyration, mass moment of inertia-ring, cylinder and disc.

Theorem of Pappus Guldinus(demonstration only)

Forces in space - vectorial representation of forces, moments and couples –resultant and equilibrium equations – concurrent forces in space (simple problems only)

Module 4

Dynamics – rectilinear translation - equations of kinematics(review)

kinetics – equation of motion – D'Alembert's principle. – motion on horizontal and inclined surfaces, motion of connected bodies. Impulse momentum equation and work energy equation (concepts only).

Curvilinear translation - equations of kinematics –projectile motion(review), kinetics – equation of motion. Moment of momentum and work energy equation (concepts only).

Module 5

Rotation – kinematics of rotation- equation of motion for a rigid body rotating about a fixed axis – rotation under a constant moment.

Plane motion of rigid body – instantaneous centre of rotation (concept only).

Simple harmonic motion – free vibration –degree of freedom- undamped free vibration of spring mass system-effect of damping(concept only)

Text Books

1. Timoshenko and Young, Engineering Mechanics, McGraw Hill Publishers
2. Shames, I. H., Engineering Mechanics - Statics and Dynamics, Prentice Hall of India.
3. R. C. Hibbeler and Ashok Gupta, Engineering Mechanics, Vol. I statics, Vol II Dynamics, Pearson Education.

References

1. Merriam J. L and Kraige L. G., Engineering Mechanics - Vols. 1 and 2, John Wiley.
2. Tayal A K, Engineering Mechanics – Statics and Dynamics, Umesh Publications
3. Bhavikkatti, S.S., Engineering Mechanics, New Age International Publishers
4. F.P.Beer and E.R.Johnston (2011), Vector Mechanics for Engineers, Vol.I-Statics, Vol.II-Dynamics, 9th Ed, Tata McGraw Hill
5. Rajasekaran S and Sankarasubramanian G, Engineering Mechanics - Statics and Dynamics, Vikas Publishing House Pvt Ltd.

Course Contents and Lecture Schedule:

Module	Topic	Course outcomes addressed	No. of Hours
1	Module 1		Total: 7
1.1	Introduction to engineering mechanics – introduction on statics and dynamics - Basic principles of statics – Parellogram law, equilibrium law – Superposition and transmissibility, law of action and reaction (review the topics)	CO1 and CO2	1
1.2	Free body diagrams. Degree of freedom-types of supports and nature of reactions - exercises for free body diagram preparation – composition and resolution of forces, resultant and equilibrium equations (review the topics) - numerical exercises for illustration.	CO1 and CO2	1
1.3	Concurrent coplanar forces - analysis of concurrent forces -methods of projections – illustrative numerical exercise – teacher assisted problem solving.	CO1 and CO2	1
1.4	Analysis of concurrent forces -methods of moment-Varignon’s Theorem of Moments - illustrative numerical exercise– teacher assisted problem solving.	CO1 and CO2	1
1.5	Analysis of concurrent force systems – extended problem solving - Session I.	CO3,CO4 and CO5	1
1.6	Analysis of concurrent force systems – extended problem solving - Session II – learning review quiz.	CO3,CO4 and CO5	1
1.7	Analysis of concurrent force systems – extended problem solving - Session III.	CO3,CO4 and CO5	1
2	Module 2		Total: 7
2.1	Friction – sliding friction - Coulomb’s laws of friction – analysis of single bodies –illustrative examples on wedges and ladder-teacher	CO1 and CO2	1

	assisted problem solving tutorials using problems from wedges and ladder.		
2.2	Problems on friction - analysis of connected bodies. illustrative numerical exercise– teacher assisted problem solving.	CO3, CO4 and CO5	1
2.3	Problems on friction-extended problem solving	CO3,CO4 and CO5	1
2.4	Parallel coplanar forces – couple - resultant of parallel forces – centre of parallel forces – equilibrium of parallel forces – Simple beam subject to concentrated vertical loads.	CO1 and CO2	1
2.5	General coplanar force system - resultant and equilibrium equations - illustrative examples- teacher assisted problem solving.	CO1 and CO2	1
2.6	General coplanar force system-resultant and equilibrium equations - illustrative examples	CO3, CO4 and CO5	1
2.7	General coplanar force system - Extended problem solving - Quiz to evaluate learning level.	CO3, CO4 and CO5	1
3	Module 3		Total: 7
3.1	Centroid of simple and regular geometrical shapes – centroid of figures in combination - composite areas- examples for illustration – problems for practice to be done by self.	CO1 and CO2	1
3.2	Moment of inertia- parallel axis theorem –examples for illustration - problems for practice to be done by self.	CO1 and CO2	1
3.3	Moment of inertia - perpendicular axis theorem - example for illustration to be given as hand out and discussion on the solved example.	CO1 and CO2	1
3.4	Solutions to practice problems – problems related to centroid and moment of inertia - problems for practice to be done by self.	CO3, CO4 and CO5	1
3.5	Polar moment of inertia, Radius of gyration. Mass moment of inertia of ring, cylinder and uniform disc. Theorem of Pappus Guldinus - Demonstration	CO1 and CO2	1
3.6	Introduction to forces in space – vectorial representation of forces, moments and couples – simple problems to illustrate vector representations of forces, moments and couples to be done in class.	CO1,and CO2	1
3.7	Solution to practice problems - resultant and equilibrium equations for concurrent forces in space – concurrent forces in space - 2 simple problems to illustrate the application of resultant and equilibrium equations for concurrent forces in space.	CO3,CO4 and CO5	1
4	Module 4		Total: 7

4.1	Introduction to dynamics – review of rectilinear translation - equations of kinematics – problems to review the concepts – additional problems involving extended application as exercises .	CO1 and CO2	1
4.2	Solutions to exercises with necessary explanation given as hand out – introduction to kinetics – equation of motion – D’Alembert’s principle – illustration of the concepts using one numerical exercise from motion on horizontal and inclined surfaces.	CO1 and CO2	1
4.3	Motion of connected bodies - example for illustration to be given as hand out and discussion on the solved example – problems for practice to be done by self.	CO3, CO4 and CO5	1
4.4	Motion of connected bodies-extended problem solving.	CO3, CO4 & CO5	1
4.5	Curvilinear translation - Review of kinematics –projectile motion – simple problems to review the concepts – introduction to kinetics – equation of motion – illustration of the concepts using numerical exercises.	CO3, CO4 & CO5	1
4.6	Extended problem solving – rectilinear and curvilinear translation.	CO3, CO4 & CO5	1
4.7	Concepts on Impulse momentum equation and work energy equation (rectilinear translation – discussions to bring out difference between elastic and inelastic collisions). Concepts on Moment of momentum and work energy equation (curvilinear translation).	CO1 and CO2	1
5	Module 5		Total: 7
5.1	Rotation – kinematics of rotation- equation of motion for a rigid body rotating about a fixed axis – simple problems for illustration.	CO1 and CO2	1
5.2	Rotation under a constant moment – teacher assisted problem solving.	CO3,CO4 and CO5	1
5.3	Rotation under a constant moment - extended problem solving.	CO3, CO4 and CO5	1
5.4	Plane motion of rigid body- instantaneous centre of rotation (concept only).	CO1 and CO2	1
5.5	Introduction to harmonic oscillation –free vibrations - simple harmonic motion – differential equation and solution. Degree of freedom – examples of single degree of freedom (SDOF) systems – Idealisation of mechanical systems as spring-mass systems (concept only).	CO1 and CO2	1

5.6	<p>SDOF spring mass system –equation of motion – undamped free vibration response - concept of natural frequency.</p> <p>Free vibration response due to initial conditions.</p> <p>Simple problems on determination of natural frequency and free vibration response to test the understanding level.</p>	CO1 and CO2	1
5.7	<p>Free vibration analysis of SDOF spring-mass systems – Problem solving</p> <p>Effect of damping on free vibration response (concept only).</p>	CO1and CO2	1

AL-FALAH AL-KUTUBIYAH
TECHNOLOGICAL
UNIVERSITY



EST 130	BASICS OF ELECTRICAL AND ELECTRONICS ENGINEERING	CATEGORY	L	T	P	CREDIT	YEAR OF INTRODUCTION
		ESC	4	0	0	4	2019

Preamble:

This course aims to (1) equip the students with an understanding of the fundamental principles of electrical engineering (2) provide an overview of evolution of electronics, and introduce the working principle and examples of fundamental electronic devices and circuits (3) provide an overview of evolution of communication systems, and introduce the basic concepts in radio communication.

Prerequisite: Physics and Mathematics (Pre-university level)

Course Outcomes: After the completion of the course the student will be able to

CO 1	Apply fundamental concepts and circuit laws to solve simple DC electric circuits
CO 2	Develop and solve models of magnetic circuits
CO 3	Apply the fundamental laws of electrical engineering to solve simple ac circuits in steady state
CO 4	Describe working of a voltage amplifier
CO 5	Outline the principle of an electronic instrumentation system
CO 6	Explain the principle of radio and cellular communication

Mapping of course outcomes with program outcomes

	PO 1	PO 2	PO 3	PO 4	PO 5	PO 6	PO 7	PO 8	PO 9	PO 10	PO 11	PO 12
CO 1	3	1	-	-	-	-	-	-	-	-	-	2
CO 2	3	1	-	-	-	-	-	-	-	-	-	2
CO 3	3	1	-	-	-	-	-	-	-	-	-	2
CO 4	2	-	-	-	-	-	-	-	-	-	-	-
CO 5	2	-	-	-	-	-	-	-	-	-	-	2
CO 6	2	-	-	-	-	-	-	-	-	-	-	2

Assessment Pattern

Bloom's Category	Basic Electrical Engineering			Basic Electronics Engineering		
	Continuous Assessment Tests		End Semester Examination (Marks)	Continuous Assessment Tests		End Semester Examination (Marks)
	Test 1 (Marks)	Test 2 (Marks)		Test 1 (Marks)	Test 2 (Marks)	
Remember	0	0	10	10	10	20
Understand	12.5	12.5	20	15	15	30
Apply	12.5	12.5	20			
Analyse						
Evaluate						
Create						

Mark distribution

Total Marks	CIE marks	ESE marks	ESE Duration
150	50	100	3 hours

Continuous Internal Evaluation Pattern:

Attendance	: 10 marks
Continuous Assessment Test (2 numbers)	: 25 marks
Assignment/Quiz/Course project	: 15 marks

End Semester Examination Pattern: There will be two parts; Part I – Basic Electrical Engineering and Part II – Basic Electronics Engineering. Part I and PART II carries 50 marks each. For the end semester examination, part I contain 2 parts - Part A and Part B. Part A contain 5 questions carrying 4 marks each (not exceeding 2 questions from each module). Part B contains 2 questions from each module out of which one to be answered. Each question carries 10 mark and can have maximum 2 sub-divisions. The pattern for end semester examination for part II is same as that of part I. **However, student should answer both part I and part 2 in separate answer booklets.**

Course Level Assessment Questions

Course Outcome 1 (CO1):

1. Solve problems based on current division rule.
2. Solve problems with Mesh/node analysis.
3. Solve problems on Wye-Delta Transformation.

Course Outcome 2 (CO2):

1. Problems on series magnetic circuits
2. Problems on parallel magnetic circuits
3. Problems on composite magnetic circuits

4. Course Outcome 3 (CO3):

1. problems on self inductance, mutual inductance and coefficient of coupling
2. problems on rms and average values of periodic waveforms
3. problems on series ac circuits
4. Compare star and Delta connected 3 phase AC systems.

Course Outcome 4 (CO4): Describe working of a voltage amplifier

1. What is the need of voltage divider biasing in an RC coupled amplifier?

2. Define operating point in the context of a BJT amplifier.
3. Why is it required to have a voltage amplifier in a public address system?

Course Outcome 5 (CO5): Outline the principle of an electronic instrumentation system

1. Draw the block diagram of an electronic instrumentation system.
2. What is a transducer?
3. Explain the working principle of operation of digital multimeter.

Course Outcome 6 (CO6): Explain the principle of radio and cellular communication

1. What is the working principle of an antenna when used in a radio transmitter?
2. What is the need of two separate sections RF section and IF section in a super heterodyne receiver?
3. What is meant by a cell in a cellular communication?

Model Question Paper

QP CODE:

Pages: 3

Reg No.: _____

Name: _____

**APJ ABDUL KALAM TECHNOLOGICAL UNIVERSITY FIRST SEMESTER B.TECH DEGREE EXAMINATION,
MONTH & YEAR**

Course Code: EST 130

Course Name: BASICS OF ELECTRICAL AND ELECTRONICS ENGINEERING

Max. Marks: 100

Duration: 3 hours

Answer both part I and part 2 in separate answer booklets

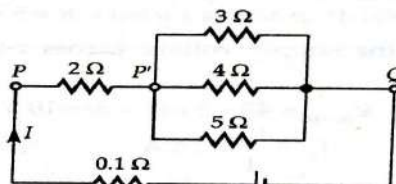
PART I

BASIC ELECTRICAL ENGINEERING

PART A

Answer all questions; each question carries 4 marks.

1. Calculate the current through the 4Ω resistor in the circuit shown, applying current division rule:



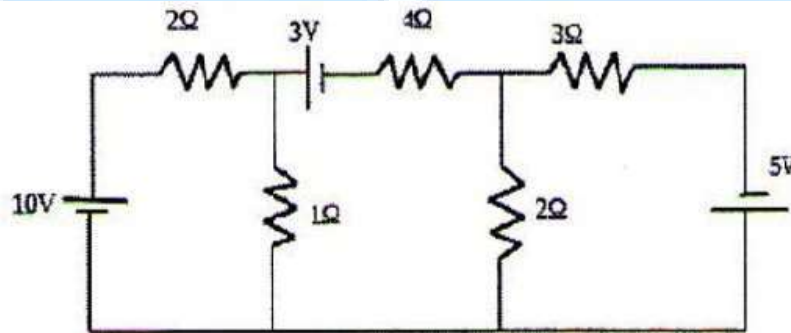
2. Calculate the RMS and average values of a purely sinusoidal current having peak value 15A.
3. An alternating voltage of $(80+j60)V$ is applied to an RX circuit and the current flowing through the circuit is $(-4+j10)A$. Calculate the impedance of the circuit in rectangular and polar forms. Also determine if X is inductive or capacitive.
4. Derive the relation between line and phase values of voltage in a three phase star connected system.
5. Compare electric and magnetic circuits. (5x4=20)

PART B

Answer one question from each module; each question carries 10 marks.

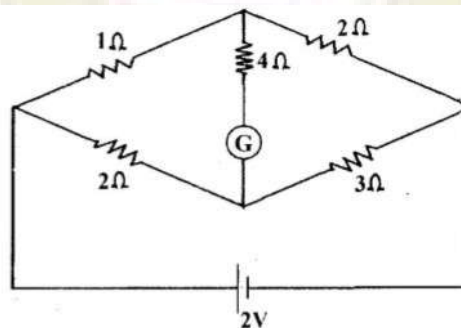
Module 1

6. . Calculate the node voltages in the circuit shown, applying node analysis:



7. (a) State and explain Kirchoff's laws. (4 marks)

- (b) Calculate the current through the galvanometer (G) in the circuit shown:



(6 marks)

Module 2

8. (a) State and explain Faraday's laws of electromagnetic induction with examples. (4 marks)
- (b) Differentiate between statically and dynamically induced emf. A conductor of length 0.5m moves in a uniform magnetic field of flux density 1.1T at a velocity of 30m/s. Calculate the emf induced in the conductor if the direction of motion of the conductor is inclined at 60° to the direction of field. (6 marks)
9. (a) Derive the amplitude factor and form factor of a purely sinusoidal waveform. (5 marks)
- (b) A current wave is made up of two components—a 5A dc component and a 50Hz ac component, which is a sinusoidal wave with a peak value of 5A. Sketch the resultant waveform and determine its RMS and average values. (5 marks)

Module 3

10. Draw the power triangle and define active, reactive and apparent powers in ac circuits. Two coils A and B are connected in series across a 240V, 50Hz supply. The resistance of A is 5Ω and the inductance of B is 0.015H. If the input from the supply is 3kW and 2kVAR, find the inductance of A and the resistance of B. Also calculate the voltage across each coil.
11. A balanced three phase load consists of three coils each having resistance of 4Ω and inductance 0.02H. It is connected to a 415V, 50Hz, 3-phase ac supply. Determine the phase voltage, phase current, power factor and active power when the loads are connected in (i) star (ii) delta.

(3x10=30)

PART II

BASIC ELECTRONICS ENGINEERING

PART A

Answer all questions; each question carries 4 marks.

1. Give the specifications of a resistor. The colour bands marked on a resistor are Blue, Grey, Yellow and Gold. What are the minimum and maximum resistance values expected from that resistance?
2. What is meant by avalanche breakdown?
3. Explain the working of a full-wave bridge rectifier.
4. Discuss the role of coupling and bypass capacitors in a single stage RC coupled amplifier.
5. Differentiate AM and FM communication systems.

(5x4=20)

PART B

Answer one question from each module; each question carries 10 marks.

Module 4

6. a) Explain with diagram the principle of operation of an NPN transistor. (5)
b) Sketch and explain the typical input-output characteristics of a BJT when connected in common emitter configuration. (5)

OR

7. a) Explain the formation of a potential barrier in a P-N junction diode. (5)
b) What do you understand by Avalanche breakdown? Draw and explain the V-I characteristics of a P-N junction and Zener diode. (5)

Module 5

8. a) With a neat circuit diagram, explain the working of an RC coupled amplifier. (6)
b) Draw the frequency response characteristics of an RC coupled amplifier and state the reasons for the reduction of gain at lower and higher frequencies. (4)

OR

9. a) With the help of block diagram, explain how an electronic instrumentation system. (6)
b) Explain the principle of an antenna. (4)

Module 6

10. a) With the help of a block diagram, explain the working of Super hetrodyne receiver. (6)
b) Explain the importance of antenna in a communication system. (4)

OR

11. a) With neat sketches explain a cellular communication system. (5)
b) Explain GSM communication with the help of a block diagram. (5)

(3x10=30)

SYLLABUS

MODULE 1: Elementary Concepts of Electric Circuits

Elementary concepts of DC electric circuits: Basic Terminology including voltage, current, power, resistance, emf; Resistances in series and parallel; Current and Voltage Division Rules; Capacitors & Inductors: V-I relations and energy stored. Ohms Law and Kirchhoff's laws-Problems; Star-delta conversion (resistive networks only-derivation not required)-problems.

Analysis of DC electric circuits: Mesh current method - Matrix representation - Solution of network equations. Node voltage methods-matrix representation-solution of network equations by matrix methods. Numerical problems.

MODULE 2: Elementary Concepts of Magnetic circuits, Electromagnetic Induction and AC fundamentals

Magnetic Circuits: Basic Terminology: MMF, field strength, flux density, reluctance - comparison between electric and magnetic circuits- Series and parallel magnetic circuits with composite materials, numerical problems.

Electromagnetic Induction: Faraday's laws, problems, Lenz's law- statically induced and dynamically induced emfs - Self-inductance and mutual inductance, coefficient of coupling

Alternating Current fundamentals: Generation of alternating voltages-Representation of sinusoidal waveforms: frequency, period, Average, RMS values and form factor of waveforms-Numerical Problems.

MODULE 3: AC Circuits

AC Circuits: Phasor representation of sinusoidal quantities. Trigonometric, Rectangular, Polar and complex forms. Analysis of simple AC circuits: Purely resistive, inductive & capacitive circuits; Inductive and capacitive reactance, concept of impedance. Average Power Power factor. Analysis of RL, RC and RLC series circuits-active, reactive and apparent power. Simple numerical problems.

Three phase AC systems: Generation of three phase voltages; advantages of three phase systems, star and delta connections (balanced only), relation between line and phase voltages, line and phase currents- Numerical problems

MODULE 4

Introduction to Semiconductor devices: Evolution of electronics – Vacuum tubes to nano electronics. Resistors, Capacitors and Inductors (constructional features not required): types, specifications. Standard values, color coding. PN Junction diode: Principle of operation, V-I characteristics, principle of avalanche breakdown. Bipolar Junction Transistors: PNP and NPN structures, Principle of operation, relation between current gains in CE, CB and CC, input and output characteristics of common emitter configuration.

MODULE 5

Basic electronic circuits and instrumentation: Rectifiers and power supplies: Block diagram description of a dc power supply, Working of a full wave bridge rectifier, capacitor filter (no analysis), working of simple zener voltage regulator. Amplifiers: Block diagram of Public Address system, Circuit diagram and working of common emitter (RC coupled) amplifier with its frequency response, Concept of voltage divider biasing. Electronic Instrumentation: Block diagram of an electronic instrumentation system.

MODULE 6

Introduction to Communication Systems: Evolution of communication systems – Telegraphy to 5G. Radio communication: principle of AM & FM, frequency bands used for various communication systems, block diagram of super heterodyne receiver, Principle of antenna – radiation from accelerated charge. Mobile communication: basic principles of cellular communications, principle and block diagram of GSM.

Text Books

1. D P Kothari and I J Nagrath, "Basic Electrical Engineering", Tata McGraw Hill, 2010.
2. D C Kulshreshtha, "Basic Electrical Engineering", Tata McGraw Hill, 2010.
3. ChinmoySaha, Arindham Halder and Debarati Ganguly, Basic Electronics - Principles and Applications, Cambridge University Press, 2018.
4. M.S.Sukhija and T.K.Nagsarkar, Basic Electrical and Electronics Engineering, Oxford University Press, 2012.
5. Wayne Tomasi and Neil Storey, A Textbook On Basic Communication and Information Engineering, Pearson, 2010.

Reference Books

1. Del Toro V, "Electrical Engineering Fundamentals", Pearson Education.
2. T. K. Nagsarkar, M. S. Sukhija, "Basic Electrical Engineering", Oxford Higher Education.
3. Hayt W H, Kemmerly J E, and Durbin S M, "Engineering Circuit Analysis", Tata McGraw-Hill
4. Hughes, "Electrical and Electronic Technology", Pearson Education.
5. V. N. Mittle and Arvind Mittal, "Basic Electrical Engineering," Second Edition, McGraw Hill.
6. Parker and Smith, "Problems in Electrical Engineering", CBS Publishers and Distributors.
7. S. B. Lal Seksena and Kaustuv Dasgupta, "Fundamentals of Electrical Engineering", Cambridge University Press.
8. Anant Agarwal, Jeffrey Lang, Foundations of Analog and Digital Electronic Circuits, Morgan Kaufmann Publishers, 2005.
9. Bernard Grob, Basic Electronics, McGraw Hill.
10. A. Bruce Carlson, Paul B. Crilly, Communication Systems: An Introduction to Signals and Noise in Electrical Communication, Tata McGraw Hill, 5th Edition.

COURSE CONTENTS AND LECTURE SCHEDULE

No	Topic	No. of Lectures
1	<i>Elementary Concepts of Electric Circuits</i>	
1.1	<p>Elementary concepts of DC electric circuits:</p> <p>Basic Terminology including voltage, current, power, resistance, emf; Resistances in series and parallel; Current and Voltage Division Rules; Capacitors & Inductors: V-I relations and energy stored.</p> <p>Ohms Law and Kirchhoff's laws-Problems;</p> <p>Star-delta conversion (resistive networks only-derivation not required)-problems.</p>	1 2 1
1.2	<p>Analysis of DC electric circuits: Mesh current method - Matrix representation - Solution of network equations.</p> <p>Node voltage methods-matrix representation-solution of network equations by matrix methods.</p> <p>Numerical problems.</p>	1 1 2
2	Elementary Concepts of Magnetic circuits, Electromagnetic Induction and AC fundamentals	
2.1	<p>Magnetic Circuits: Basic Terminology: MMF, field strength, flux density, reluctance - comparison between electric and magnetic circuits-</p> <p>Series and parallel magnetic circuits with composite materials, numerical problems.</p>	1 2
2.2	<p>Electromagnetic Induction: Faraday's laws, problems, Lenz's law-statically induced and dynamically induced emfs -</p> <p>Self-inductance and mutual inductance, coefficient of coupling</p>	1 2
2.3	<p>Alternating Current fundamentals: Generation of alternating voltages-Representation of sinusoidal waveforms: frequency, period, Average, RMS values and form factor of waveforms-Numerical Problems.</p>	2
3	AC Circuits	

3.1	<p>AC Circuits: Phasor representation of sinusoidal quantities. Trigonometric, Rectangular, Polar and complex forms.</p> <p>Analysis of simple AC circuits: Purely resistive, inductive & capacitive circuits; Inductive and capacitive reactance, concept of impedance. Average Power, Power factor.</p> <p>Analysis of RL, RC and RLC series circuits-active, reactive and apparent power.</p> <p>Simple numerical problems.</p>	1 2 1 2
3.2	<p>Three phase AC systems: Generation of three phase voltages; advantages of three phase systems, star and delta connections (balanced only), relation between line and phase voltages, line and phase currents- Numerical problems.</p>	2
4	Introduction to Semiconductor devices	
4.1	Evolution of electronics – Vacuum tubes to nano electronics (In evolutionary perspective only)	1
4.2	Resistors, Capacitors and Inductors: types, specifications. Standard values, color coding (No constructional features)	2
4.3	PN Junction diode: Principle of operation, V-I characteristics, principle of avalanche breakdown	2
4.4	Bipolar Junction Transistors: PNP and NPN structures, Principle of operation, relation between current gains in CE, CB and CC, input and output characteristics of common emitter configuration	3
5	Basic electronic circuits and instrumentation	
5.1	Rectifiers and power supplies: Block diagram description of a dc power supply, Working of a full wave bridge rectifier, capacitor filter (no analysis), working of simple zener voltage regulator	3
5.2	Amplifiers: Block diagram of Public Address system, Circuit diagram and working of common emitter (RC coupled) amplifier with its frequency response, Concept of voltage divider biasing	4
5.3	Electronic Instrumentation: Block diagram of an electronic instrumentation system	2
6	Introduction to Communication Systems	
6.1	Evolution of communication systems – Telegraphy to 5G	1

6.2	Radio communication: principle of AM & FM, frequency bands used for various communication systems, block diagram of super heterodyne receiver, Principle of antenna – radiation from accelerated charge	4
6.3	Mobile communication: basic principles of cellular communications, principle and block diagram of GSM.	2

Suggested Simulation Assignments for Basic Electronics Engineering

1. Plot V-I characteristics of Si and Ge diodes on a simulator
2. Plot Input and Output characteristics of BJT on a simulator
3. Implementation of half wave and full wave rectifiers
4. Simulation of RC coupled amplifier with the design supplied
5. Generation of AM signal

Note: The simulations can be done on open tools such as QUCS, KiCad, GNURadio or similar software to augment the understanding.

EST 102	PROGRAMING IN C	CATEGORY	L	T	P	CREDIT	YEAR OF INTRODUCTION
		ESC	2	1	2	4	2019

Preamble: The syllabus is prepared with the view of preparing the Engineering Graduates capable of writing readable C programs to solve computational problems that they may have to solve in their professional life. The course content is decided to cover the essential programming fundamentals which can be taught within the given slots in the curriculum. This course has got 2 Hours per week for practicing programming in C. A list showing 24 mandatory programming problems are given at the end. The instructor is supposed to give homework/assignments to write the listed programs in the rough record as and when the required theory part is covered in the class. The students are expected to come prepared with the required program written in the rough record for the lab classes.

Prerequisite: NIL

Course Outcomes: After the completion of the course the student will be able to

CO 1	Analyze a computational problem and develop an algorithm/flowchart to find its solution
CO 2	Develop readable* C programs with branching and looping statements, which uses Arithmetic, Logical, Relational or Bitwise operators.
CO 3	Write readable C programs with arrays, structure or union for storing the data to be processed
CO 4	Divide a given computational problem into a number of modules and develop a readable multi-function C program by using recursion if required, to find the solution to the computational problem
CO 5	Write readable C programs which use pointers for array processing and parameter passing
CO 6	Develop readable C programs with files for reading input and storing output

readable* - readability of a program means the following:

1. Logic used is easy to follow
2. Standards to be followed for indentation and formatting
3. Meaningful names are given to variables
4. Concise comments are provided wherever needed

Mapping of course outcomes with program outcomes

	PO1	PO2	PO3	PO4	PO5	PO6	PO7	PO8	PO9	PO10	PO11	PO12
CO1	☑	☑	☑	☑		☑				☑	☑	☑
CO2	☑	☑	☑	☑	☑					☑		☑
CO3	☑	☑	☑	☑	☑					☑		☑
CO4	☑	☑	☑	☑	☑					☑	☑	☑
CO5	☑	☑			☑					☑		☑
CO6	☑	☑			☑					☑		☑

Assessment Pattern

Bloom's Category	Continuous Assessment Tests		End Semester Examination Marks
	Test 1 (Marks)	Test 2 (Marks)	
Remember	15	10	25
Understand	10	15	25
Apply	20	20	40
Analyse	5	5	10
Evaluate			
Create			

Mark distribution

Total Marks	CIE Marks	ESE Marks	ESE Duration
150	50	100	3 hours

Continuous Internal Evaluation Pattern:

Attendance	: 10 marks
Continuous Assessment Test 1 (for theory, for 2 hrs)	: 20 marks
Continuous Assessment Test 2 (for lab, internal examination, for 2 hrs)	: 20 marks

Internal Examination Pattern: There will be two parts; Part A and Part B. Part A contains 5 questions with 2 questions from each module (2.5 modules x 2 = 5), having 3 marks for each question. Students should answer all questions. Part B also contains 5 questions with 2 questions from each module (2.5 modules x 2 = 5), of which a student should answer any one. The questions should not have sub-divisions and each one carries 7 marks.

End Semester Examination Pattern: There will be two parts; Part A and Part B. Part A contains 10 questions with 2 questions from each module, having 3 marks for each question. Students should answer all questions. Part B contains 2 questions from each module of which a student should answer any one. Each question can have maximum 2 sub-divisions and carry 14 marks.

Sample Course Level Assessment Questions

Course Outcome 1 (CO1): Write an algorithm to check whether largest of 3 natural numbers is prime or not. Also, draw a flowchart for solving the same problem.

Course Outcome 2 (CO2): Write an easy to read C program to process a set of n natural numbers and to find the largest even number and smallest odd number from the given set of numbers. The program should not use division and modulus operators.

Course Outcome 3 (CO3): Write an easy to read C program to process the marks obtained by n students of a class and prepare their rank list based on the sum of the marks obtained. There are 3 subjects for which examinations are conducted and the third subject is an elective where a student is allowed to take any one of the two courses offered.

Course Outcome 4 (CO4): Write an easy to read C program to find the value of a mathematical function f which is defined as follows. $f(n) = n! / (\text{sum of factors of } n)$, if n is not prime and $f(n) = n! / (\text{sum of digits of } n)$, if n is prime.

Course Outcome 5 (CO5): Write an easy to read C program to sort a set of n integers and to find the number of unique numbers and the number of repeated numbers in the given set of numbers. Use a function which takes an integer array of n elements, sorts the array using the Bubble Sorting Technique and returns the number of unique numbers and the number of repeated numbers in the given array.

Course Outcome 6 (CO6): Write an easy to read C program to process a text file and to print the Palindrome words into an output file.

Model Question paper

QP CODE:

PAGES:3

Reg No: _____

Name : _____

**APJ ABDUL KALAM TECHNOLOGICAL UNIVERSITY FIRST SEMESTER B.TECH DEGREE EXAMINATION,
MONTH & YEAR**

Course Code: EST 102

Course Name: Programming in C (Common to all programs)

Max.Marks:100

Duration: 3 Hours

PART A

Answer all Questions. Each question carries 3 Marks

1. Write short note on processor and memory in a computer.
2. What are the differences between compiled and interpreted languages? Give example for each.
3. Write a C program to read a Natural Number through keyboard and to display the reverse of the given number. For example, if "3214567" is given as input, the output to be shown is "7654123".
4. Is it advisable to use *goto* statements in a C program? Justify your answer.
5. Explain the different ways in which you can *declare & initialize* a single dimensional array.
6. Write a C program to read a sentence through keyboard and to display the count of white spaces in the given sentence.
7. What are the advantages of using functions in a program?
8. With a simple example program, explain *scope* and *life time* of variables in C.
9. Write a function in C which takes the address of a single dimensional array (containing a finite sequence of numbers) and the number of numbers stored in the array as arguments and stores the numbers in the same array in reverse order. Use pointers to access the elements of the array.
10. With an example, explain the different modes of opening a file. (10x3=30)

Part B

Answer any one Question from each module. Each question carries 14 Marks

11. (a) Draw a flow chart to find the position of an element in a given sequence, using linear searching technique. With an example explain how the flowchart finds the position of a given element. (10)
(b) Write a pseudo code representing the flowchart for linear searching. (4)

OR

12. (a) With the help of a flow chart, explain the bubble sort operation. Illustrate with an example. **(10)**
(b) Write an algorithm representing the flowchart for bubble sort. **(4)**

13. (a) Write a C program to read an English Alphabet through keyboard and display whether the given Alphabet is in upper case or lower case. **(6)**
(b) Explain how one can use the builtin function in C, *scanf* to read values of different data types. Also explain using examples how one can use the builtin function in C, *printf* for text formatting. **(8)**

OR

14. (a) With suitable examples, explain various operators in C. **(10)**
(b) Explain how characters are stored and processed in C. **(4)**

15. (a) Write a function in C which takes a 2-Dimensional array storing a matrix of numbers and the order of the matrix (number of rows and columns) as arguments and displays the sum of the elements stored in each row. **(6)**
(b) Write a C program to check whether a given matrix is a diagonal matrix. **(8)**

OR

16. (a) Without using any builtin string processing function like *strlen*, *strcat* etc., write a program to concatenate two strings. **(8)**
(b) Write a C program to perform bubble sort. **(6)**

17. (a) Write a function namely *myFact* in C to find the factorial of a given number. Also, write another function in C namely *nCr* which accepts two positive integer parameters *n* and *r* and returns the value of the mathematical function $C(n,r) (n! / (r! \times (n - r)!))$. The function *nCr* is expected to make use of the factorial function *myFact*. **(10)**
(b) What is recursion? Give an example. **(4)**

OR

18. (a) With a suitable example, explain the differences between a structure and a union in C. **(6)**
(b) Declare a structure namely *Student* to store the details (*roll number*, *name*, *mark_for_C*) of a student. Then, write a program in C to find the average mark obtained by the students in a class for the subject *Programming in C* (using the field *mark_for_C*). Use array of structures to store the required data **(8)**

19. (a) With a suitable example, explain the concept of pass by reference. **(6)**
(b) With a suitable example, explain how pointers can help in changing the content of a single dimensionally array passed as an argument to a function in C. **(8)**

OR

20. (a) Differentiate between sequential files and random access files? **(4)**

(b) Using the prototypes explain the functionality provided by the following functions. (10)

rewind()

i. *fseek()*

ii. *ftell()*

iii. *fread()*

iv. *fwrite()*

(14X5=70)

SYLLABUS

Programming in C (Common to all disciplines)

Module 1

Basics of Computer Hardware and Software

Basics of Computer Architecture: processor, Memory, Input & Output devices

Application Software & System software: Compilers, interpreters, High level and low level languages

Introduction to structured approach to programming, Flow chart Algorithms, Pseudo code (*bubble sort, linear search - algorithms and pseudocode*)

Module 2

Program Basics

Basic structure of C program: Character set, Tokens, Identifiers in C, Variables and Data Types, Constants, Console IO Operations, printf and scanf

Operators and Expressions: Expressions and Arithmetic Operators, Relational and Logical Operators, Conditional operator, size of operator, Assignment operators and Bitwise Operators. Operators Precedence

Control Flow Statements: If Statement, Switch Statement, Unconditional Branching using goto statement, While Loop, Do While Loop, For Loop, Break and Continue statements. (Simple programs covering control flow)

Module 3

Arrays and strings

Arrays Declaration and Initialization, 1-Dimensional Array, 2-Dimensional Array

String processing: In built String handling functions (strlen, strcpy, strcat and strcmp, puts, gets)

Linear search program, bubble sort program, simple programs covering arrays and strings

Module 4

Working with functions

Introduction to modular programming, writing functions, formal parameters, actual parameters Pass by Value, Recursion, Arrays as Function Parameters structure, union, Storage Classes, Scope and life time of variables, *simple programs using functions*

Module 5

Pointers and Files

Basics of Pointer: declaring pointers, accessing data through pointers, NULL pointer, array access using pointers, pass by reference effect

File Operations: open, close, read, write, append

Sequential access and random access to files: In built file handling functions (*rewind()*, *fseek()*, *ftell()*, *feof()*, *fread()*, *fwrite()*), simple programs covering pointers and files.

Text Books

1. Schaum Series, Gottfried B.S., Tata McGraw Hill, Programming with C
2. E. Balagurusamy, McGraw Hill, Programming in ANSI C
3. Asok N Kamthane, Pearson, Programming in C
4. Anita Goel, Pearson, Computer Fundamentals

Reference Books

1. Anita Goel and Ajay Mittal, Pearson, Computer fundamentals and Programming in C
2. Brian W. Kernighan and Dennis M. Ritchie, Pearson, C Programming Language
3. Rajaraman V, PHI, Computer Basics and Programming in C
4. Yashavant P, Kanetkar, BPB Publications, Let us C

Course Contents and Lecture Schedule

Module 1: Basics of Computer Hardware and Software		(7 hours)
1.1	Basics of Computer Architecture: Processor, Memory, Input & Output devices	2 hours
1.2	Application Software & System software: Compilers, interpreters, High level and low level languages	2 hours
1.3	Introduction to structured approach to programming, Flow chart	1 hours
1.4	Algorithms, Pseudo code (<i>bubble sort, linear search - algorithms and pseudocode</i>)	2 hours
Module 2: Program Basics		(8 hours)
2.1	Basic structure of C program: Character set, Tokens, Identifiers in C, Variables and Data Types, Constants, Console IO Operations, printf and scanf	2 hours
2.2	Operators and Expressions: Expressions and Arithmetic Operators, Relational and Logical Operators, Conditional operator, sizeof operator, Assignment operators and Bitwise Operators. Operators Precedence	2 hours

2.3	Control Flow Statements: If Statement, Switch Statement, Unconditional Branching using goto statement, While Loop, Do While Loop, For Loop, Break and Continue statements. <i>(Simple programs covering control flow)</i>	4 hours
Module 3: Arrays and strings:		(6 hours)
3.1	Arrays Declaration and Initialization, 1-Dimensional Array, 2-Dimensional Array	2 hours
3.2	String processing: In built String handling functions(<i>strlen, strcpy, strcat and strcmp, puts, gets</i>)	2 hours
3.3	Linear search program, bubble sort program, <i>simple programs covering arrays and strings</i>	3 hours
Module 4: Working with functions		(7 hours)
4.1	Introduction to modular programming, writing functions, formal parameters, actual parameters	2 hours
4.2	Pass by Value, Recursion, Arrays as Function Parameters	2 hours
4.3	structure, union, Storage Classes, Scope and life time of variables, <i>simple programs using functions</i>	3 hours
Module 5: Pointers and Files		(7 hours)
5.1	Basics of Pointer: declaring pointers, accessing data through pointers, NULL pointer, array access using pointers, pass by reference effect	3 hours
5.2	File Operations: open, close, read, write, append	1 hours
5.3	Sequential access and random access to files: In built file handling functions (<i>rewind(), fseek(), ftell(), feof(), fread(), fwrite()</i>), <i>simple programs covering pointers and files.</i>	2 hours

C PROGRAMMING LAB (Practical part of EST 102, Programming in C)

Assessment Method: The Academic Assessment for the Programming lab should be done internally by the College. The assessment shall be made on 50 marks and the mark is divided as follows: Practical Records/Outputs - 20 marks (internal by the College), Regular Lab Viva - 5 marks (internal by the College), Final Practical Exam – 25 marks (internal by the College).

The mark obtained out of 50 will be converted into equivalent proportion out of 20 for CIE computation.

LIST OF LAB EXPERIMENTS

1. Familiarization of Hardware Components of a Computer
2. Familiarization of Linux environment – How to do Programming in C with Linux
3. Familiarization of console I/O and operators in C
 - i) Display “Hello World”
 - ii) Read two numbers, add them and display their sum
 - iii) Read the radius of a circle, calculate its area and display it
 - iv) Evaluate the arithmetic expression $((a - b / c * d + e) * (f + g))$ and display its solution. Read the values of the variables from the user through console.
4. Read 3 integer values and find the largest among them.
5. Read a Natural Number and check whether the number is prime or not
6. Read a Natural Number and check whether the number is Armstrong or not
7. Read n integers, store them in an array and find their sum and average
8. Read n integers, store them in an array and search for an element in the array using an algorithm for Linear Search
9. Read n integers, store them in an array and sort the elements in the array using Bubble Sort algorithm
10. Read a string (word), store it in an array and check whether it is a palindrome word or not.
11. Read two strings (each one ending with a \$ symbol), store them in arrays and concatenate them without using library functions.
12. Read a string (ending with a \$ symbol), store it in an array and count the number of vowels, consonants and spaces in it.
13. Read two input each representing the distances between two points in the Euclidean space, store these in structure variables and add the two distance values.
14. Using structure, read and print data of n employees (*Name, Employee Id and Salary*)
15. Declare a union containing 5 string variables (*Name, House Name, City Name, State and Pin code*) each with a length of C_SIZE (user defined constant). Then, read and display the address of a person using a variable of the union.
16. Find the factorial of a given Natural Number n using recursive and non recursive functions
17. Read a string (word), store it in an array and obtain its reverse by using a user defined function.
18. Write a menu driven program for performing matrix addition, multiplication and finding the transpose. Use functions to (i) read a matrix, (ii) find the sum of two matrices, (iii) find the product of two matrices, (iv) find the transpose of a matrix and (v) display a matrix.
19. Do the following using pointers
 - i) add two numbers
 - ii) swap two numbers using a user defined function
20. Input and Print the elements of an array using pointers
21. Compute sum of the elements stored in an array using pointers and user defined function.
22. Create a file and perform the following
 - iii) Write data to the file
 - iv) Read the data in a given file & display the file content on console
 - v) append new data and display on console
23. Open a text input file and count number of characters, words and lines in it; and store the results in an output file.

HUN 102	PROFESSIONAL COMMUNICATION	CATEGORY	L	T	P	CREDIT
		MNC	2	0	2	--

Preamble: Clear, precise, and effective communication has become a *sine qua non* in today's information-driven world given its interdependencies and seamless connectivity. Any aspiring professional cannot but master the key elements of such communication. The objective of this course is to equip students with the necessary skills to listen, read, write, and speak so as to comprehend and successfully convey any idea, technical or otherwise, as well as give them the necessary polish to become persuasive communicators.

Prerequisite: None

Course Outcomes: After the completion of the course the student will be able to

CO 1	Develop vocabulary and language skills relevant to engineering as a profession
CO 2	Analyze, interpret and effectively summarize a variety of textual content
CO 3	Create effective technical presentations
CO 4	Discuss a given technical/non-technical topic in a group setting and arrive at generalizations/consensus
CO 5	Identify drawbacks in listening patterns and apply listening techniques for specific needs
CO 6	Create professional and technical documents that are clear and adhering to all the necessary conventions

Mapping of course outcomes with program outcomes

	PO 1	PO 2	PO 3	PO 4	PO 5	PO 6	PO 7	PO 8	PO 9	PO 10	PO 11	PO 12
CO 1										3		2
CO 2										1		3
CO 3						1			1	3		
CO 4										3		1
CO 5		1							2	3		
CO 6	1					1			1	3		

Mark distribution

Total Marks	CIE	ESE	ESE Duration
100	50	50	2 hours

Continuous Internal Evaluation

Total Marks: 50

Attendance	: 10 marks
Regular assessment	: 25 marks
Series test (one test only, should include verbal aptitude for placement and higher studies, this test will be conducted for 50 marks and reduced to 15)	: 15 marks

Regular assessment

Project report presentation and Technical presentation through PPT	: 7.5 marks
Listening Test	: 5 marks
Group discussion/mock job interview	: 7.5 marks
Resume submission	: 5 marks

End Semester Examination

Total Marks: 50, Time: 2 hrs.

Course Level Assessment Questions

Course Outcome 1 (CO1):

1. List down the ways in which gestures affect verbal communication.
2. Match the words and meanings
Ambiguous promotion
Bona fide referring to whole
Holistic not clear
Exaltation genuine
3. Expand the following Compound Nouns - a. Water supply. b. Object recognition. c. Steam turbine

Course Outcome 2 (CO2)

1. Read the passage below and prepare notes:

Mathematics, rightly viewed, possesses not only truth, but supreme beauty—a beauty cold and austere, like that of sculpture, without appeal to any part of our weaker nature, without the gorgeous trappings of painting or music, yet sublimely pure, and capable of a stern perfection such as only the greatest art can show. The true spirit of delight, the exaltation, the sense of being more than man, which is the touchstone of the highest excellence, is to be found in mathematics as surely as in poetry. What is best in mathematics deserves not merely to be learnt as a task, but to be assimilated as a part of daily thought, and brought again and again before the mind with ever-renewed encouragement. Real life is, to most men, a long second-best, a perpetual compromise between the ideal and the possible; but the world of pure reason knows no compromise, no practical limitations, no barrier to the creative activity embodying in splendid edifices the passionate aspiration after the perfect from which all great work springs. Remote from human passions, remote even from the pitiful facts of nature, the generations have gradually created an ordered cosmos, where pure thought can dwell as in its natural home, and where one, at least, of our nobler impulses can escape from the dreary exile of the actual world.

So little, however, have mathematicians aimed at beauty, that hardly anything in their work has had this conscious purpose. Much, owing to irrepressible instincts, which were better than avowed

beliefs, has been moulded by an unconscious taste; but much also has been spoilt by false notions of what was fitting. The characteristic excellence of mathematics is only to be found where the reasoning is rigidly logical: the rules of logic are to mathematics what those of structure are to architecture. In the most beautiful work, a chain of argument is presented in which every link is important on its own account, in which there is an air of ease and lucidity throughout, and the premises achieve more than would have been thought possible, by means which appear natural and inevitable. Literature embodies what is general in particular circumstances whose universal significance shines through their individual dress; but mathematics endeavours to present whatever is most general in its purity, without any irrelevant trappings.

How should the teaching of mathematics be conducted so as to communicate to the learner as much as possible of this high ideal? Here experience must, in a great measure, be our guide; but some maxims may result from our consideration of the ultimate purpose to be achieved.

- From "On the teaching of mathematics" – Bertrand Russell

2. Enumerate the advantages and disadvantages of speed reading. Discuss how it can impact comprehension.

Course Outcome 3(CO3):

1. What are the key elements of a successful presentation?
2. Elucidate the importance of non-verbal communication in making a presentation
3. List out the key components in a technical presentation.

Course Outcome 4 (CO4):

1. Discuss: 'In today's world, being a good listener is more important than being a good Speaker.'
2. Listen to a video/live group discussion on a particular topic, and prepare a brief summary of the proceedings.
3. List the do's and don'ts in a group discussion.

Course Outcome 5 (CO5):

1. Watch a movie clip and write the subtitles for the dialogue.
2. What do you mean by barriers to effective listening? List ways to overcome each of these.
3. What are the different types of interviews? How are listening skills particularly important in Skype/telephonic interviews?

Course Outcome 6 (CO6):

1. Explain the basic structure of a technical report.
2. You have been offered an internship in a much sought-after aerospace company and are very excited about it. However, the dates clash with your series tests. Write a letter to the Manager – University Relations of the company asking them if they can change the dates to coincide with your vacation.
3. You work in a well-reputed aerospace company as Manager – University Relations. You are in charge of offering internships. A student has sent you a letter requesting you to change the dates allotted to him since he has series exams at that time. But there are no vacancies available during the period he has requested for. Compose an e-mail informing him of this and suggest that he try to arrange the matter with his college.

Syllabus

Module 1

Use of language in communication: Significance of technical communication Vocabulary Development: technical vocabulary, vocabulary used in formal letters/emails and reports, sequence words, misspelled words, compound words, finding suitable synonyms, paraphrasing, verbal analogies. Language Development: subject-verb agreement, personal passive voice, numerical adjectives, embedded sentences, clauses, conditionals, reported speech, active/passive voice.

Technology-based communication: Effective email messages, slide presentations, editing skills using software. Modern day research and study skills: search engines, repositories, forums such as Git Hub, Stack Exchange, OSS communities (MOOC, SWAYAM, NPTEL), and Quora; Plagiarism

Module 2

Reading, Comprehension, and Summarizing: Reading styles, speed, valuation, critical reading, reading and comprehending shorter and longer technical articles from journals, newspapers, identifying the various transitions in a text, SQ3R method, PQRS method, speed reading. Comprehension: techniques, understanding textbooks, marking and underlining, Note-taking: recognizing non-verbal cues.

Module 3

Oral Presentation: Voice modulation, tone, describing a process, Presentation Skills: Oral presentation and public speaking skills, business presentations, Preparation: organizing the material, self-Introduction, introducing the topic, answering questions, individual presentation practice, presenting visuals effectively.

Debate and Group Discussions: introduction to Group Discussion (GD), differences between GD and debate; participating GD, understanding GD, brainstorming the topic, questioning and clarifying, GD strategies, activities to improve GD skills

Module 4

Listening and Interview Skills Listening: Active and Passive listening, listening: for general content, to fill up information, intensive listening, for specific information, to answer, and to understand. Developing effective listening skills, barriers to effective listening, listening to longer technical talks, listening to classroom lectures, talks on engineering /technology, listening to documentaries and making notes, TED talks.

Interview Skills: types of interviews, successful interviews, interview etiquette, dress code, body language, telephone/online (skype) interviews, one-to-one interview & panel interview, FAQs related to job interviews

Module 5

Formal writing: Technical Writing: differences between technical and literary style. Letter Writing (formal, informal and semi formal), Job applications, Minute preparation, CV preparation (differences between Bio-Data, CV and Resume), and Reports. Elements of style, Common Errors in Writing: describing a process, use of sequence words, Statements of Purpose, Instructions, Checklists.

Analytical and issue-based Essays and Report Writing: basics of report writing; Referencing Style (IEEE Format), structure of a report; types of reports, references, bibliography.

Lab Activities

Written: Letter writing, CV writing, Attending a meeting and Minute Preparation, Vocabulary Building

Spoken: Phonetics, MMFS (Multimedia Feedback System), Mirroring, Elevator Pitch, telephone etiquette, qualities of a good presentation with emphasis on body language and use of visual aids.

Listening: Exercises based on audio materials like radio and podcasts. Listening to Song. practice and exercises.

Reading: Speed Reading, Reading with the help of Audio Visual Aids, Reading Comprehension Skills

Mock interview and Debate/Group Discussion: concepts, types, Do's and don'ts- intensive practice

Reference Books

1. English for Engineers and Technologists (Combined edition, Vol. 1 and 2), Orient Blackswan 2010.
2. Meenakshi Raman and Sangeetha Sharma, "Technical Communication: Principles and Practice", 2nd Edition, Oxford University Press, 2011
3. Stephen E. Lucas, "The Art of Public Speaking", 10th Edition; McGraw Hill Education, 2012.
4. Ashraf Rizvi, "Effective Technical Communication", 2nd Edition, McGraw Hill Education, 2017.
5. William Strunk Jr. & E.B. White, "The Elements of Style", 4th Edition, Pearson, 1999.
6. David F. Beer and David McMurrey, Guide to writing as an Engineer, John Willey. New York, 2004.
7. Goodheart-Willcox, "Professional Communication", First Edition, 2017.
8. Training in Interpersonal Skills: Tips for Managing People at Work, Pearson Education, India, 6 edition, 2015.
9. The Ace of Soft Skills: Attitude, Communication and Etiquette for Success, Pearson Education; 1 edition, 2013.
10. Anand Ganguly, "Success in Interview", RPH, 5th Edition, 2016.
11. Raman Sharma, "Technical Communications", Oxford Publication, London, 2004.

PHL 120	ENGINEERING PHYSICS LAB	CATEGORY	L	T	P	CREDIT	YEAR OF INTRODUCTION
		BSC	0	0	2	1	2019

Preamble: The aim of this course is to make the students gain practical knowledge to co-relate with the theoretical studies and to develop practical applications of engineering materials and use the principle in the right way to implement the modern technology.

Prerequisite: Higher secondary level Physics

Course Outcomes: After the completion of the course the student will be able to

CO 1	Develop analytical/experimental skills and impart prerequisite hands on experience for engineering laboratories
CO 2	Understand the need for precise measurement practices for data recording
CO 3	Understand the principle, concept, working and applications of relevant technologies and comparison of results with theoretical calculations
CO 4	Analyze the techniques and skills associated with modern scientific tools such as lasers and fiber optics
CO 5	Develop basic communication skills through working in groups in performing the laboratory experiments and by interpreting the results

Mapping of course outcomes with program outcomes

	PO 1	PO 2	PO 3	PO 4	PO 5	PO 6	PO 7	PO 8	PO 9	PO 10	PO 11	PO 12
CO 1	3				3			1	2			1
CO 2	3				3			1	2			1
CO 3	3				3			1	2			1
CO 4	3				3			1	2			1
CO 5	3				3			1	2			1

Mark distribution

Total Marks	CIE Marks	ESE Marks	ESE Duration(Internal)
100	100	-	1 hour

Continuous Internal Evaluation Pattern:

Attendance	: 20 marks
Class work/ Assessment/Viva-voce	: 50 marks
End semester examination (Internally by college)	: 30 marks

End Semester Examination Pattern: Written Objective Examination of one hour

SYLLABUS**LIST OF EXPERIMENTS**

(Minimum 8 experiments should be completed)

1. CRO-Measurement of frequency and amplitude of wave forms
2. Measurement of strain using strain gauge and wheatstone bridge
3. LCR Circuit – Forced and damped harmonic oscillations
4. Melde's string apparatus- Measurement of frequency in the transverse and longitudinal mode
5. Wave length measurement of a monochromatic source of light using Newton's Rings method.
6. Determination of diameter of a thin wire or thickness of a thin strip of paper using air wedge method.
7. To measure the wavelength using a millimeter scale as a grating.
8. Measurement of wavelength of a source of light using grating.
9. Determination of dispersive power and resolving power of a plane transmission grating
10. Determination of the particle size of lycopodium powder
11. Determination of the wavelength of He-Ne laser or any standard laser using diffraction grating
12. Calculate the numerical aperture and study the losses that occur in optical fiber cable.
13. I-V characteristics of solar cell.
14. LED Characteristics.
15. Ultrasonic Diffractometer- Wavelength and velocity measurement of ultrasonic waves in a liquid
16. Deflection magnetometer-Moment of a magnet- Tan A position.

Reference books

1. S.L.Gupta and Dr.V.Kumar, "Practical physics with viva voice", Pragati Prakashan Publishers, Revised Edition, 2009
2. M.N.Avadhanulu, A.A.Dani and Pokely P.M, "Experiments in Engineering Physics", S.Chand&Co, 2008
3. S. K. Gupta, "Engineering physics practicals", Krishna Prakashan Pvt. Ltd., 2014
4. P. R. Sasikumar "Practical Physics", PHI Ltd., 2011.

ESL 130	ELECTRICAL & ELECTRONICS WORKSHOP	CATEGORY	L	T	P	CREDIT	YEAR OF INTRODUCTION
		ESC	0	0	2	1	2019

Preamble: Electrical Workshop is intended to impart skills to plan and carry out simple electrical wiring. It is essential for the practicing engineers to identify the basic practices and safety measures in electrical wiring.

Prerequisite: NIL

Course Outcomes: After the completion of the course the student will be able to

CO 1	Demonstrate safety measures against electric shocks.
CO 2	Identify the tools used for electrical wiring, electrical accessories, wires, cables, batteries and standard symbols
CO 3	Develop the connection diagram, identify the suitable accessories and materials necessary for wiring simple lighting circuits for domestic buildings
CO 4	Identify and test various electronic components
CO 5	Draw circuit schematics with EDA tools
CO 6	Assemble and test electronic circuits on boards
CO 7	Work in a team with good interpersonal skills

Mapping of course outcomes with program outcomes

	PO 1	PO 2	PO 3	PO 4	PO 5	PO 6	PO 7	PO 8	PO 9	PO 10	PO 11	PO 12
CO 1	-	-	-	-	-	3	-	-	-	-	-	1
CO 2	2	-	-	-	-	-	-	-	-	1	-	-
CO 3	2	-	-	1	-	1	-	1	2	2	-	2
CO 4	3	-	-	-	-	-	-	-	-	-	-	2
CO 5	3	-	-	-	2	-	-	-	-	-	-	2
CO 6	3	-	-	-	2	-	-	-	-	-	-	1
CO 7	-	-	-	-	-	-	-	-	3	2	-	2

Mark distribution

Total Marks	CIE	ESE	ESE Duration(Internal)
100	100	-	1 hour

Continuous Internal Evaluation Pattern:

Attendance	: 20 marks
Class work/ Assessment/Viva-voce	: 50 marks
End semester examination (Internally by college)	: 30 marks

End Semester Examination Pattern: Written Objective Examination of one hour

Syllabus

PART 1

ELECTRICAL

List of Exercises / Experiments

1. a) Demonstrate the precautionary steps adopted in case of Electrical shocks.
b) Identify different types of cables, wires, switches, fuses, fuse carriers, MCB, ELCB and MCCB with ratings.
2. Wiring of simple light circuit for controlling light/ fan point (PVC conduit wiring)
3. Wiring of light/fan circuit using Two way switches . (Staircase wiring)
4. Wiring of Fluorescent lamps and light sockets (6A) with a power circuit for controlling power device. (16A socket)
5. Wiring of power distribution arrangement using single phase MCB distribution board with ELCB, main switch and Energy meter.
6. a) Identify different types of batteries with their specifications.
b) Demonstrate the Pipe and Plate Earthing Schemes using Charts/Site Visit.

PART II

ELECTRONICS

List of Exercises / Experiments (Minimum of 7 mandatory)

1. Familiarization/Identification of electronic components with specification (Functionality, type, size, colour coding, package, symbol, cost etc. [Active, Passive, Electrical, Electronic, Electro-mechanical, Wires, Cables, Connectors, Fuses, Switches, Relays, Crystals, Displays, Fasteners, Heat sink etc.]

2. Drawing of electronic circuit diagrams using BIS/IEEE symbols and introduction to EDA tools (such as Dia or Xcircuit), Interpret data sheets of discrete components and IC's, Estimation and costing.
3. Familiarization/Application of testing instruments and commonly used tools. [Multimeter, Function generator, Power supply, DSO etc.] [Soldering iron, De-soldering pump, Pliers, Cutters, Wire strippers, Screw drivers, Tweezers, Crimping tool, Hot air soldering and de- soldering station etc.]
4. Testing of electronic components [Resistor, Capacitor, Diode, Transistor and JFET using multimeter.]
5. Inter-connection methods and soldering practice. [Bread board, Wrapping, Crimping, Soldering - types - selection of materials and safety precautions, soldering practice in connectors and general purpose PCB, Crimping.]
6. Printed circuit boards (PCB) [Types, Single sided, Double sided, PTH, Processing methods, Design and fabrication of a single sided PCB for a simple circuit with manual etching (Ferric chloride) and drilling.]
7. Assembling of electronic circuits using SMT (Surface Mount Technology) stations.
8. Assembling of electronic circuit/system on general purpose PCB, test and show the functioning (**Any Two circuits**).
 1. Fixed voltage power supply with transformer, rectifier diode, capacitor filter, zener/IC regulator.
 2. Square wave generation using IC 555 timer in IC base.
 3. Sine wave generation using IC 741 OP-AMP in IC base.
 4. RC coupled amplifier with transistor BC107.



SEMESTER -3

Assessment Pattern

Bloom's Category	Continuous Assessment Tests		End Semester Examination
	1	2	
Remember	10	10	20
Understand	20	20	30
Apply	20	20	50
Analyse			
Evaluate			
Create			

Mark distribution

Total Marks	CIE	ESE	ESE Duration
150	50	100	3 hours

Continuous Internal Evaluation Pattern:

Attendance	: 10 marks
Continuous Assessment Test (2 numbers)	: 25 marks
Assignment/Quiz/Course project	: 15 marks

End Semester Examination Pattern:

There will be two parts; Part A and Part B. Part A contain 10 questions with 2 questions from each module and having 3 marks for each question. Students should answer all questions. Part B contains 2 questions from each module of which student should answer any one. Each question carries 14 marks and can have a maximum of 2 subdivisions.

COURSE LEVEL ASSESSMENT QUESTIONS

Course Outcome 1 (CO1):

1. Determine the resultant traction at a point in a plane using the stress tensor.
2. Evaluate the principal stresses, principal strains and their directions from a given state of stress or strain.
3. Write the stress tensor and strain tensor.

Course Outcome 2 (CO2)

1. Write the generalized Hooke's law for stress-strain relations.
2. Estimate the state of strain from a given state of stress.
3. Analyse the strength of a structure subjected to thermal loading.

Course Outcome 3(CO3):

1. Design a shaft to transmit power and torque.
2. Draw the shear force and bending moment diagrams.
3. Determine the bending stress on a beam subjected to pure bending.

Course Outcome 4 (CO4):

1. Apply strain energy method to estimate the deformation of a structure.
2. Use strain energy method to calculate deformations for multiple loads.
3. Use strain energy method to estimate the loads acting on a structure for a maximum deflection.

Course Outcome 5 (CO5):

1. Analyse a column for buckling load.
2. Use Rankine formula to determine the crippling load of columns.
3. A bolt is subjected to a direct tensile load of 20 kN and a shear load of 15 kN. Suggest suitable size of this bolt according to various theories of elastic failure, if the yield stress in simple tension is 360 MPa. A factor of safety 2 should be used. Assume Poisson's ratio as 0.3.

SYLLABUS**Module 1**

Deformation behaviour of elastic solids in equilibrium under the action of a system of forces, method of sections. Stress vectors on Cartesian coordinate planes passing through a point, stress at a point in the form of a matrix. Equality of cross shear, Cauchy's equation. Displacement, gradient of displacement, Cartesian strain matrix, strain- displacement relations (small-strain only), Simple problems to find strain matrix. Stress tensor and strain tensor for plane stress and plane strain conditions. Principal planes and principal stress, meaning of stress invariants, maximum shear stress. Mohr's circle for 2D case.

Module 2

Stress-strain diagram, Stress-Strain curves of Ductile and Brittle Materials, Poisson's ratio. Constitutive equations-generalized Hooke's law, equations for linear elastic isotropic solids in terms of Young's Modulus and Poisson's ratio, Hooke's law for Plane stress and plane strain conditions Relations between elastic constants E , G , ν and K (derivation not required). Calculation of stress, strain and change in length in axially loaded members with single and composite materials, Effects of thermal loading – thermal stress and thermal strain. Thermal stress on a prismatic bar held between fixed supports.

Module 3

Torsional deformation of circular shafts, assumptions for shafts subjected to torsion within elastic deformation range, derivation of torsion formula Torsional rigidity, Polar moment of inertia, basic design of transmission shafts. Simple problems to estimate the stress in solid and hollow shafts. Shear force and bending moment diagrams for cantilever and simply supported beams. Differential equations between load, shear force and bending moment. Normal and shear stress in beams: Derivation of flexural formula, section modulus, flexural rigidity, numerical problems to evaluate bending stress, economic sections. Shear stress formula for beams: (Derivation not required), shear stress distribution for a rectangular section.

Module 4

Deflection of beams using Macauley's method
Elastic strain energy and Complementary strain energy. Elastic strain energy for axial loading, transverse shear, bending and torsional loads. Expressions for strain energy in terms of load, geometry and material properties of the body for axial, shearing, bending and torsional loads. Castigliano's second theorem, reciprocal relation (Proof not required for Castigliano's second theorem, reciprocal relation).
Simple problems to find the deflections using Castigliano's theorem.

Module 5

Fundamentals of buckling and stability, critical load, equilibrium diagram for buckling of an idealized structure. Buckling of columns with pinned ends, Euler's buckling theory for long columns. Critical stress, slenderness ratio, Rankine's formula for short columns.
Introduction to Theories of Failure, Rankine's theory for maximum normal stress, Guest's theory for maximum shear stress, Saint-Venant's theory for maximum normal strain, Hencky-von Mises theory for maximum distortion energy, Haigh's theory for maximum strain energy

Text Books

1. Mechanics of materials in S.I. Units, R .C. Hibbeler, Pearson Higher Education 2018
2. Advanced Mechanics of Solids, L. S. Srinath, McGraw Hill Education

MECHANICAL ENGINEERING

3. Design of Machine Elements, V. B Bhandari, McGraw Hill Education

Reference Books


1. Engineering Mechanics of Solids, Popov E., PHI 2002

2. Mechanics of Materials S. I. units, Beer, Johnston, Dewolf, McGraw Hills 2017

3. Mechanics of Materials, Pytel A. and Kiusalaas J. Cengage Learning India Private Limited, 2nd Edition, 2015

4. Strength of Materials, Rattan, McGraw Hills 2011

5. Strength of Materials, Surendra Singh, S. K. Kataria & Sons



MECHANICAL ENGINEERING

COURSE PLAN

No	Topic	No of lectures
1	Module 1: Stress and Strain Analysis	9 hours
1.1	Describe the deformation behaviour of elastic solids in equilibrium under the action of a system of forces. Describe method of sections to illustrate stress as resisting force per unit area. Stress vectors on Cartesian coordinate planes passing through a point and writing stress at a point in the form of a matrix.	2 hr
1.2	Equality of cross shear (Derivation not required). Write Cauchy's equation (Derivation not required), Find resultant stress, Normal and shear stress on a plane given stress tensor and direction cosines (no questions for finding direction cosines).	2 hr
1.3	Displacement, gradient of displacement, Cartesian strain matrix, Write strain-displacement relations (small-strain only), Simple problems to find strain matrix given displacement field (2D and 3D), write stress tensor and strain tensor for Plane stress and plane strain conditions.	1 hr
1.4	Concepts of principal planes and principal stress, characteristic equation of stress matrix and evaluation of principal stresses and principal planes as an eigen value problem, meaning of stress invariants, maximum shear stress	2 hrs
1.5	Mohr's circle for 2D case: find principal stress, planes, stress on an arbitrary plane, maximum shear stress graphically using Mohr's circle	2 hrs
2	Module 2: Stress - Strain Relationships	9 hours
2.1	Stress-strain diagram, Stress-Strain curves of Ductile and Brittle Materials, Poisson's ratio	1 hr
2.2	Constitutive equations-generalized Hooke's law, equations for linear elastic isotropic solids in terms of Young's Modulus and Poisson's ratio (3D). Hooke's law for Plane stress and plane strain conditions Relations between elastic constants E, G, ν and K(derivation not required), Numerical problems	2 hrs
2.3	Calculation of stress, strain and change in length in axially loaded members with single and composite materials, Effects of thermal loading – thermal stress and thermal strain. Thermal stress on a prismatic bar held between fixed supports.	2 hrs
2.4	Numerical problems for axially loaded members	4 hrs
3	Module 3: Torsion of circular shafts, Shear Force-Bending Moment Diagrams and Pure bending	9 hours
3.1	Torsional deformation of circular shafts, assumptions for shafts subjected to torsion within elastic deformation range, derivation of torsion formula	1 hr
3.2	Torsional rigidity, Polar moment of inertia, comparison of solid and hollow shaft. Simple problems to estimate the stress in solid and hollow shafts	1 hr
3.3	Numerical problems for basic design of circular shafts subjected to externally applied torques	1 hr
3.4	Shear force and bending moment diagrams for cantilever and simply	2 hrs

MECHANICAL ENGINEERING

	supported beams subjected to point load, moment, UDL and linearly varying load	
3.5	Differential equations between load, shear force and bending moment.	1 hr
3.6	Normal and shear stress in beams: Derivation of flexural formula, section modulus, flexural rigidity, numerical problems to evaluate bending stress, economic sections Shear stress formula for beams: (Derivation not required), numerical problem to find shear stress distribution for rectangular section	3 hrs
4	Module 4: Deflection of beams, Strain energy	8 hours
4.1	Deflection of cantilever and simply supported beams subjected to point load, moment and UDL using Macauley's method (procedure and problems with multiple loads)	2 hrs
4.2	Linear elastic loading, elastic strain energy and Complementary strain energy. Elastic strain energy for axial loading, transverse shear, bending and torsional loads (short derivations in terms of loads and deflections).	2 hr
4.3	Expressions for strain energy in terms of load, geometry and material properties of the body for axial, shearing, bending and torsional loads. Simple problems to solve elastic deformations	2 hrs
4.4	Castigliano's second theorem to find displacements, reciprocal relation, (Proof not required for Castigliano's second theorem and reciprocal relation).	1 hr
4.5	Simple problems to find the deflections using Castigliano's theorem	1 hr
5	Module 5: Buckling of Columns, Theories of Failure	8 hours
5.1	Fundamentals of bucking and stability, critical load, Euler's formula for long columns, assumptions and limitations, effect of end conditions(derivation only for pinned ends), equivalent length	2 hr
5.2	Critical stress, slenderness ratio, Rankine's formula for short columns, Problems	3 hr
5.3	Introduction to Theories of Failure. Rankine's theory for maximum normal stress, Guest's theory for maximum shear stress, Saint-Venant's theory for maximum normal strain	2 hr
5.4	Hencky-von Mises theory for maximum distortion energy, Haigh's theory for maximum strain energy	1 hr

MODEL QUESTION PAPER

APJ ABDUL KALAM TECHNOLOGICAL UNIVERSITY

THIRD SEMESTER B.TECH DEGREE EXAMINATION

Course Code : MET201

Course Name : MECHANICS OF SOLIDS

Max. Marks : 100

Duration : 3 Hours

PART – A

(ANSWER ALL QUESTIONS, EACH QUESTION CARRIES 3 MARKS)

1. Express the stress invariants in terms of Cartesian components of stress and principal stress.
2. Write down the Cauchy's strain displacement relationships.
3. Distinguish between the states of plane stress and plane strain.
4. Explain the generalized Hooke's law for a Linear elastic isotropic material.
5. List any three important assumptions in the theory of torsion.
6. Write the significance of flexural rigidity and section modulus in the analysis of beams.
7. Discuss reciprocal relation for multiple loads on a structure.
8. Express the strain energy for a cantilever beam subjected to a transverse point load at free end.
9. Discuss Saint-Venant's theory of failure.
10. Explain the term 'critical load' with reference to the buckling of slender columns.

PART – B

(ANSWER ONE FULL QUESTION FROM EACH MODULE)

MODULE – 1

11. a) The state of stress at a point is given by $\sigma_{xx} = 12.31$ MPa, $\sigma_{yy} = 8.96$ MPa, $\sigma_{zz} = 4.34$ MPa, $\tau_{xy} = 4.2$ MPa, $\tau_{yz} = 5.27$ MPa, $\tau_{xz} = 0.84$ MPa. Determine the principal stresses. (7 marks)
b) The displacement field for a body is given by $\mathbf{u} = (x^2 + y)\mathbf{i} + (3 + z)\mathbf{j} + (x^2 + 2y)\mathbf{k}$. What is the deformed position of a point originally at (3,1,-2)? Write the strain tensor at the point (-3,-1,2). (7 marks)

OR

12. a) The state of plane stress at a point is given by $\sigma_{xx} = 40$ MPa, $\sigma_{yy} = 20$ MPa and $\tau_{xy} = 16$ MPa. Using Mohr's circle determine the i) principal stresses and principal planes and ii) maximum shear stress. (7 marks)

MECHANICAL ENGINEERING

- b) The state of stress at a point is given below. Find the resultant stress vector acting on a plane with direction cosines $n_x=0.47$, $n_y=0.82$ and $n_z=0.33$. Find the normal and tangential stresses acting on this plane. (7 marks)

$$\sigma_{ij} = \begin{bmatrix} 10 & 5 & -10 \\ 5 & 20 & -15 \\ -10 & -15 & -10 \end{bmatrix} \text{MPa}$$

MODULE – 2

13. a) Calculate Modulus of Rigidity and Young's Modulus of a cylindrical bar of diameter 30 mm and of 1.5 m length if the longitudinal strain in a bar during a tensile stress is four times the lateral strain. Find the change in volume when the bar is subjected to a hydrostatic pressure of 100 N/mm². Take $E = 10^5$ N/mm (9 marks)

- b) A straight bar 450 mm long is 40 mm in diameter for the first 250 mm length and 20 mm diameter for the remaining length. If the bar is subjected to an axial pull of 15 kN find the maximum axial stress produced and the total extension of the bar. Take $E = 2 \times 10^5$ N/mm² (5 marks)

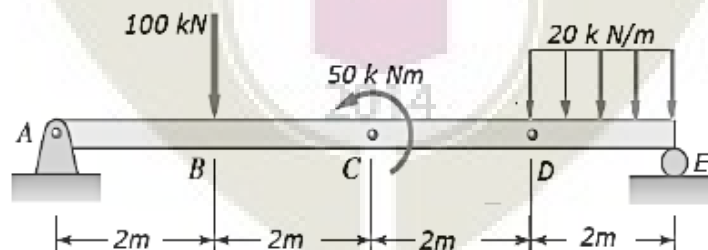
OR

14. a) A brass bar 20mm diameter is enclosed in a steel tube of 25mm internal diameter and 50mm external diameter. Both bar and tube is of same length and fastened rigidly at their ends. The composite bar is free of stress at 20°C. To what temperature the assembly must be heated to generate a compressive stress of 48MPa in brass bar? Also determine the stress in steel tube. $E_{\text{steel}} = 200\text{GPa}$ and $E_{\text{brass}} = 84\text{GPa}$, $\alpha_{\text{steel}} = 12 \times 10^{-6} / ^\circ\text{C}$ and $\alpha_{\text{brass}} = 18 \times 10^{-6} / ^\circ\text{C}$. (9 marks)

- b) Draw the stress-strain diagram for a ductile material and explain the salient points. (5 marks)

MODULE – 3

15. a) Draw shear force and bending moment diagram for the beam given in the figure. (9 marks)

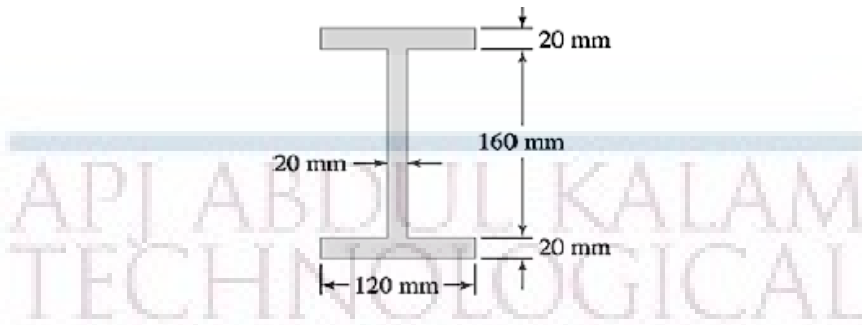


- b) Compare the strength of a hollow shaft of diameter ratio 0.75 to that of a solid shaft by considering the permissible shear stress. Both the shafts are of same material, of same length and weight. (5 marks)

OR

MECHANICAL ENGINEERING

16. a) A simply supported beam of span of 10 m carries a UDL of 40 kN/m. The cross section is of I shape as given below. Calculate the maximum stress produced due to bending and plot the bending stress distribution. (9 marks)



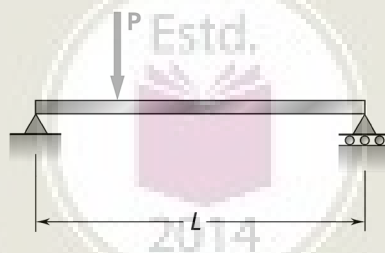
- b) The shear stress of a solid shaft is not to exceed 40 N/mm^2 when the power transmitted is 80 kW at 200 rpm. Determine the minimum diameter of the shaft. (5 marks)

MODULE – 4

17. a) A horizontal girder of steel having uniform section is 14 m long and is simply supported at its ends. It carries concentrated loads of 120 kN and 80 kN at two points 3 m and 4.5 m from the two ends respectively. Moment of inertia for the section of the girder is $16 \times 10^8 \text{ mm}^4$ and $E_s = 210 \text{ kN/mm}^2$. Calculate the deflection of the girder at points under the two loads and maximum deflection using Macaulay's method. (8 marks)
- b) Derive the expressions for elastic strain energy in terms of applied load/moment and material property for the cases of a) Axial force b) Bending moment. (6 marks)

OR

18. a) Calculate the displacement in the direction of load P applied at a distance of $L/3$ from the left end for a simply supported beam of span L as shown in the figure. (10 marks)



- b) State Castigliano's second theorem and explain its significance. (4 marks)

MODULE – 5

19. a) Find the crippling load for a hollow steel column 50mm internal diameter and 5mm thick. The column is 5m long with one end fixed and other end hinged. Use Rankine's formula and Rankine's constant as $1/7500$ and $\sigma_c = 335 \text{ N/mm}^2$. Compare this load by crippling load given by Euler's formula. Take $E = 110 \text{ GPa}$. (8 marks)


MECHANICAL ENGINEERING

b) Explain the maximum normal stress theory, maximum strain energy theory and maximum shear stress theory of failure. (6 marks)

OR

20. a) The principal stresses at a point in an elastic material are 22 N/mm^2 (tensile), 110 N/mm^2 (tensile) and 55 N/mm^2 (compressive). If the elastic limit in simple tension is 210 N/mm^2 , then determine whether the failure of material will occur or not according to Maximum principal stress theory, Maximum shear stress theory and maximum distortion energy theory. (9 marks)

b) Derive Euler's formula for a column with both ends hinged. (5 marks)



CODE MET203	COURSE NAME MECHANICS OF FLUIDS	CATEGORY	L	T	P	CREDIT
		PCC	3	1	-	4

Preamble :

This course provides an introduction to the properties and behaviour of fluids. It enables to apply the concepts in engineering, pipe networks. It introduces the concepts of boundary layers, dimensional analysis and model testing

Prerequisite : NIL

Course Outcomes :

After completion of the course the student will be able to

CO1	Define Properties of Fluids and Solve hydrostatic problems
CO2	Explain fluid kinematics and Classify fluid flows
CO3	Interpret Euler and Navier-Stokes equations and Solve problems using Bernoulli's equation
CO4	Evaluate energy losses in pipes and sketch energy gradient lines
CO5	Explain the concept of boundary layer and its applications
CO6	Use dimensional Analysis for model studies

Mapping of course outcomes with program outcomes

	PO1	PO2	PO3	PO4	PO5	PO6	PO7	PO8	PO9	PO10	PO11	PO12
CO1	3	2										
CO2	3	2	1									
CO3	3	2	1									
CO4	3	3	2									
CO5	3	2	1									
CO6	3	2	1									

Assessment Pattern

Blooms Category	CA			ESA
	Assignment	Test - 1	Test - 2	
Remember	25	20	20	10
Understand	25	40	40	20
Apply	25	40	40	70
Analyse	25			
Evaluate				
Create				

Continuous Internal Evaluation Pattern:

Attendance : 10 marks

Continuous Assessment Test (2 numbers) : 25 marks


Assignment/Quiz/Course project : 15 marks

Mark distribution & Duration of Examination :

Total Marks	CA	ESE	ESE Duration
150	50	100	3 Hours

End semester pattern:

There will be two parts; Part A and Part B. Part A contain 10 questions with 2 questions from each module, having 3 marks for each question. Students should answer all questions. Part B contains 2 questions from each module of which student should answer any one. Each question can have maximum 2 sub-divisions and carry 14 marks.

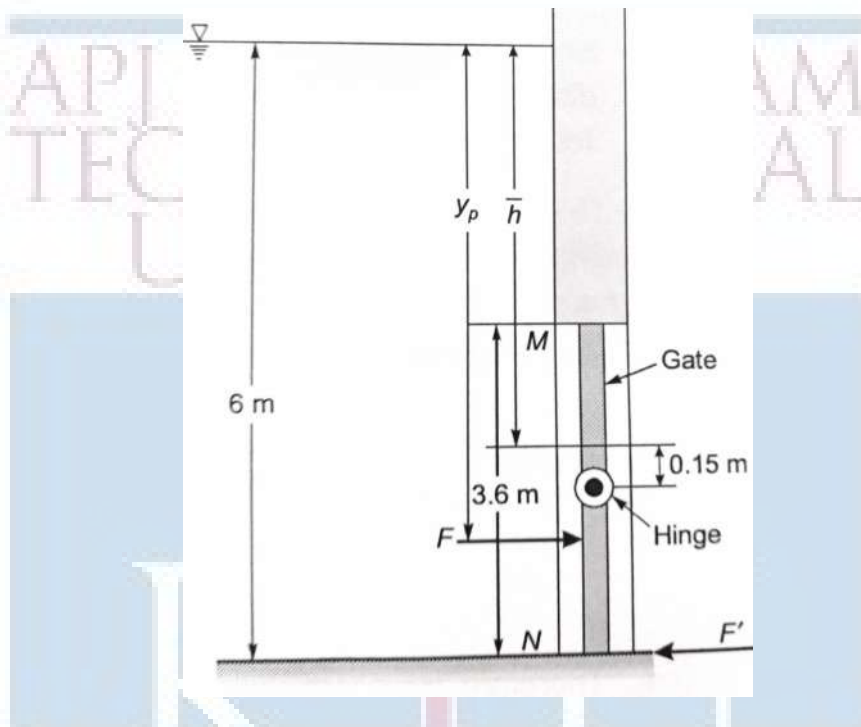


COURSE LEVEL ASSESSMENT QUESTIONS

MECHANICAL ENGINEERING

Course Outcome 1

1. A 3.6×1.5 m wide rectangular gate MN is vertical and is hinged at point 0.15 m below the center of gravity of the gate. The total depth of water is 6 m. What horizontal force must be applied at the bottom of the gate to keep the gate closed.



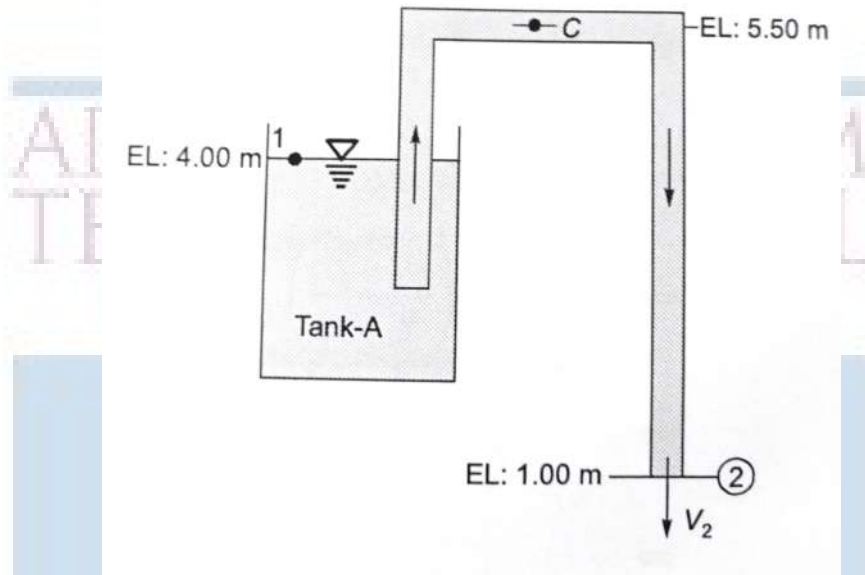
2. A stationary liquid is stratified so that its density is $\rho_0(1 + h)$ at a depth h below the free surface. At a depth h in this liquid, what is the pressure in excess of ρ_0gh ?
3. If the velocity profile of a fluid is parabolic with free stream velocity 120 cm/s occurring at 20 cm from the plate, calculate the velocity gradients and shear stress at a distance of 0, 10, 20 cm from the plate. Take the viscosity of fluid as 8.5 poise.

Course Outcome 2

1. Differentiate between the Eulerian and Lagrangian method of representing fluid motion.
2. A velocity field is given by $u = 3y^2$, $v = 2x$ and $w = 0$ in arbitrary units. Is this flow steady or unsteady? Is it two or three dimensional? At $(x,y,z)=(2,1,0)$, compute
 - (a) velocity
 - (b) local acceleration
 - (c) convective acceleration
3. A stream function in two dimensional flow is $\psi = 2xy$. Show that the flow is irrotational and determine the corresponding velocity potential ϕ .

Course Outcome 3

1. A siphon consisting of a pipe of 15 cm diameter is used to empty kerosene oil (relative density=0.8) from tank A. The siphon discharges to the atmosphere at an elevation of 1.00 m. The oil surface in the tank is at an elevation of 4.00 m. The center line of the siphon pipe at its highest point C is at an elevation of 5.50 m. Estimate,



- (a) Discharge in the pipe
- (b) Pressure at point C.

The losses in the pipe can be assumed to be 0.5 m up to the summit and 1.2 m from summit to the outlet.

2. Derive the Euler's equation of motion along a streamline and from that derive the Bernouli's equation.
3. What is water hammer? Explain different cases of water hammer. Derive the expression for pressure rise in any one of the case.

Course Outcome 4

1. Two reservoir with a difference in water surface elevation of 10 m are connected by a pipeline AB and BC joined in series. Pipe AB is 10 cm in diameter, 20 m long and has a value of friction factor $f = 0.02$. Pipe BC is 16 cm diameter, 25 m long and has a friction factor $f=0.018$. The junctions with reservoirs and between pipes are abrupt.
 - (a) Sketch Total energy line and Hydraulic gradient line
 - (b) Calculate the discharge.
2. Oil of viscosity 0.1 Pas and specific gravity 0.9 flows through a horizontal pipe of 25 mm diameter. If the pressure drop per meter length of the pipe is 12 KPa, determine
 - (a) Discharge through the pipe
 - (b) Shear stress at the pipe wall
 - (c) Reynolds number of the flow

(d) Power required in Watts if the length of the pipe is 50m

3. In a hydraulic power plant, a reinforced concrete pipe of diameter D is used to transmit water from the reservoir to the turbine. If H is the total head supply at the entrance of the pipe and h_f is the loss of head in the pipe, then derive the condition for maximum power supply through the pipe.

Course Outcome 5

1. Write a short note on boundary layer separation and discuss any two methods to control the same.
2. Find the displacement thickness, momentum thickness and energy thickness for velocity distribution in boundary layer given by

$$\frac{u}{U_\infty} = 2 \left(\frac{y}{\delta} \right) - \left(\frac{y}{\delta} \right)^2$$

3. A thin plate is moving in still atmospheric air at a velocity of 4m/s. The length of the plate is 0.5 m and width 0.4 m. Calculate the
 - (a) thickness of the boundary layer at the end of the plate and
 - (b) drag force on one side of the plate.

Take density of air as 1.25 kg/m^3 and kinematic viscosity 0.15 stokes.

Course Outcome 6

1. State and explain Buckingham's pi theorem.
2. An underwater device is 1.5m long and is to move at 3.5 m/s speed. A geometrically similar model 30 cm long is tested in a variable pressure wind tunnel at a speed of 35 m/s. Calculate the pressure of air in the model if the model experience a drag force of 40 N, calculate the prototype drag force. [Assume density of water = 998 kg/m^3 , density of air at standard atmospheric pressure = 1.17 kg/m^3 , dynamic viscosity of air at local atmospheric pressure = $1.95 \times 10^{-5} \text{ Pas}$ and dynamic viscosity of water = $1 \times 10^{-3} \text{ Pas}$]
3. Explain the importance of dimensionless numbers and discuss any two similarity laws. Where are these model laws used?

SYLLABUS

Module 1: Introduction: Fluids and continuum, Physical properties of fluids, density, specific weight, vapour pressure, Newton's law of viscosity. Ideal and real fluids, Newtonian and non-Newtonian fluids. Fluid Statics- Pressure-density-height relationship, manometers, pressure on plane and curved surfaces, center of pressure, buoyancy, stability of immersed and floating bodies, fluid masses subjected to uniform accelerations, measurement of pressure.

Module 2: Kinematics of fluid flow: Eulerian and Lagrangian approaches, classification of fluid flow, 1-D, 2-D and 3-D flow, steady, unsteady, uniform, non-uniform, laminar, turbulent, rotational, irrotational flows, stream lines, path lines, streak lines, stream tubes, velocity and acceleration in fluid, circulation and vorticity, stream function and potential function, Laplace equation, equipotential lines, flow nets, uses and limitations.

Module 3: Control volume analysis of mass, momentum and energy, Equations of fluid dynamics: Differential equations of mass, energy and momentum (Euler's equation), Navier-Stokes equations (without proof) in cartesian co-ordinates. Dynamics of Fluid flow: Bernoulli's equation, Energies in flowing fluid, head, pressure, dynamic, static and total head, Venturi and Orifice meters, Notches and Weirs (description only for notches and weirs). Hydraulic coefficients, Velocity measurements: Pitot tube and Pitot-static tube.

Module 4: Pipe Flow: Viscous flow: Reynolds experiment to classify laminar and turbulent flows, significance of Reynolds number, critical Reynolds number, shear stress and velocity distribution in a pipe, law of fluid friction, head loss due to friction, Hagen Poiseuille equation. Turbulent flow: Darcy-Weisbach equation, Chezy's equation Moody's chart, Major and minor energy losses, hydraulic gradient and total energy line, flow through long pipes, pipes in series, pipes in parallel, equivalent pipe, siphon, transmission of power through pipes, efficiency of transmission, Water hammer, Cavitation.

Module 5: Boundary Layer : Growth of boundary layer over a flat plate and definition of boundary layer thickness, displacement thickness, momentum thickness and energy thickness, laminar and turbulent boundary layers, laminar sub layer, velocity profile, Von- Karman momentum integral equations for the boundary layers, calculation of drag, separation of boundary and methods of control. Dimensional Analysis: Dimensional analysis, Buckingham's theorem, important non dimensional numbers and their significance, geometric, Kinematic and dynamic similarity, model studies. Froude, Reynolds, Weber, Cauchy and Mach laws- Applications and limitations of model testing, simple problems only

Text Books

John. M. Cimbala and Yunus A. Cengel, Fluid Mechanics: Fundamentals and Applications (4th edition, SIE), 2019

Robert W. Fox, Alan T. McDonald, Philip J. Pritchard and John W. Mitchell, Fluid Mechanics, Wiley India, 2018

Reference Books

White, F. M., Fluid Mechanics, McGraw Hill Education India Private Limited, 8th Edition, 2017


Rathakrishnan, E. Fluid Mechanics: An Introduction, Prentice Hall India, 3rd Edition 2012

APJ ABDUL KALAM
TECHNOLOGICAL
UNIVERSITY

COURSE PLAN

Module	Topics	Hours Allotted
I	Introduction: Fluids and continuum, Physical properties of fluids, density, specific weight, vapour pressure, Newton's law of viscosity. Ideal and real fluids, Newtonian and non-Newtonian fluids. Fluid Statics- Pressure-density-height relationship, manometers, pressure on plane and curved surfaces, center of pressure, buoyancy, stability of immersed and floating bodies, fluid masses subjected to uniform accelerations, measurement of pressure.	7-2-0
II	Kinematics of fluid flow: Eulerian and Lagrangian approaches, classification of fluid flow, 1-D, 2-D and 3-D flow, steady, unsteady, uniform, non-uniform, laminar, turbulent, rotational, irrotational flows, stream lines, path lines, streak lines, stream tubes, velocity and acceleration in fluid, circulation and vorticity, stream function and potential function, Laplace equation, equipotential lines, flow nets, uses and limitations.	6-2-0
III	Control volume analysis of mass, momentum and energy, Equations of fluid dynamics: Differential equations of mass, energy and momentum (Euler's equation), Navier-Stokes equations (without proof) in cartesian co-ordinates Dynamics of Fluid flow: Bernoulli's equation, Energies in flowing fluid, head, pressure, dynamic, static and total head, Venturi and Orifice meters, Notches and Weirs (description only for notches and weirs). Hydraulic coefficients, Velocity measurements: Pitot tube and Pitot-static tube.	6-2-0
IV	Pipe Flow: Viscous flow: Reynolds experiment to classify laminar and turbulent flows, significance of Reynolds number, critical Reynolds number, shear stress and velocity distribution in a pipe, law of fluid friction, head	9-3-0

	loss due to friction, Hagen Poiseuille equation. Turbulent flow: Darcy-Weisbach equation, Chezy's equation Moody's chart, Major and minor energy losses, hydraulic gradient and total energy line, flow through long pipes, pipes in series, pipes in parallel, equivalent pipe, siphon, transmission of power through pipes, efficiency of transmission, Water hammer, Cavitation.	
V	<p>Boundary Layer : Growth of boundary layer over a flat plate and definition of boundary layer thickness, displacement thickness, momentum thickness and energy thickness, laminar and turbulent boundary layers, laminar sub layer, velocity profile, Von- Karman momentum integral equations for the boundary layers, calculation of drag, separation of boundary and methods of control.</p> <p>Dimensional Analysis: Dimensional analysis, Buckingham's theorem, important non dimensional numbers and their significance, geometric, Kinematic and dynamic similarity, model studies. Froude, Reynolds, Weber, Cauchy and Mach laws- Applications and limitations of model testing, simple problems only</p>	8-2-0



MODEL QUESTION PAPER
APJ ABDUL KALAM TECHNOLOGICAL UNIVERSITY
IV SEMESTER B.TECH DEGREE EXAMINATION
MET203: MECHANICS OF FLUIDS

Mechanical Engineering

Maximum: 100 Marks

Duration: 3 hours

PART A

Answer all questions, each question carries 3 marks

1. The specific gravity of a liquid is 3.0. What are its specific weight, specific mass and specific volume.
2. State Pascal's law and give some examples where this principle is used.
3. Explain Streamlines, Streaklines and Pathlines.
4. What do you understand by the terms: (i) Total acceleration, (ii) Convective acceleration, and (iii) Local acceleration.
5. Name the different forces present in a fluid flow. For the Euler's equation of motion, which forces are taken into consideration.
6. Differentiate between pitot tube and pitot static tube.
7. Define and explain the terms (i) Hydraulic gradient line and (ii) Total energy line.
8. Show that the coefficient of friction for viscous flow through a circular pipe is given by
$$f = \frac{16}{Re}$$
where Re is the Reynolds number.
9. What do you mean by repeating variables? How repeating variables are selected for dimensional analysis.
10. How will you determine whether a boundary layer flow is attached flow, detached flow or on the verge of separation.

(10×3=30 Marks)

PART B

Answer one full question from each module

MECHANICAL ENGINEERING

MODULE-I

11. (a) Through a very narrow gap of height h , a thin plate of large extend is pulled at a velocity V . On one side of the plate is oil of viscosity μ_1 and on the other side oil of viscosity μ_2 . Calculate the position of the plate so that
- the shear force on the two sides of the plate is equal.
 - the pull required to drag the plate is minimum.

Assume linear velocity distribution in transverse direction. (7 Marks)

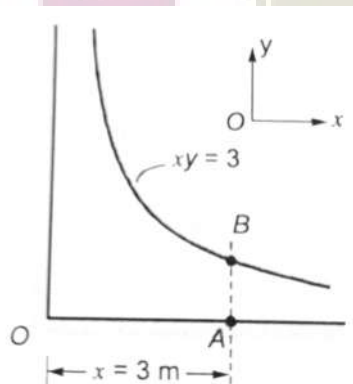
- (b) A metallic cube of 30 cm side and weight 500 N is lowered into a tank containing two fluid layers of water and mercury. Top edge of the cube is at water surface. Determine the position of the block at water mercury interface when it has reached equilibrium. (7 Marks)
12. (a) A rectangular tank 1.5 m wide, 3 m long and 1.8 m deep contains water to a depth of 1.2 m. Find the horizontal acceleration which may be imparted to the tank in the direction of length so that
- there is just no spilling from the tank
 - front bottom corner of the tank is just exposed.

(7 Marks)

- (b) A spherical water drop of 1 mm diameter splits up in air into 64 smaller drops of equal size. Find the work required in splitting up the drop. The surface tension coefficient of water in air = 0.073 N/m (7 Marks)

MODULE-II

13. (a) In a fluid flow field, velocity vector is given by $v = (0.5 + 8x)i + (0.5 - 0.8y)j$. Find the equation of streamline for the given velocity field. (7 Marks)
- (b) The stream function $\psi = 4xy$ in which ψ is in cm^2/s and x and y are in meters describe the incompressible flow between the boundary shown below:



Calculate

- Velocity at B
- Convective acceleration at B

iii. Flow per unit width across AB

MECHANICAL ENGINEERING (7 Marks)

14. (a) Consider the velocity field given by $u = x^2$ and $v = -2xy$. Find the circulation around the area bounded by $A(1, 1), B(2, 1), C(2, 2), D(1, 2)$. (7 Marks)
- (b) Verify whether the following are valid potential functions.
- $\phi = 2x + 5y$
 - $\phi = 4x^2 - 5y^2$

(7 Marks)

MODULE-III

15. (a) A submarine moves horizontally in sea and has its axis 15 m below the surface of the water. A pitot tube properly placed just in front of the submarine and along its axis is connected to two limbs of a U tube containing mercury. The difference of level is found to be 170 mm. Find the speed of the submarine knowing that the specific gravity of mercury is 13.6 and that of sea water is 1.026 with respect to water. (7 Marks)
- (b) A pitot tube is inserted in a pipe of 30 cm diameter. The static pressure of the tube is 10 cm of mercury vacuum. The stagnation pressure at the centre of the pipe recorded by the pitot tube is 1.0 N/cm^2 . Calculate the rate of flow of water through the pipe, if the mean velocity of flow is 0.85 times central velocity. Assume coefficient of tube as 0.98. (7 Marks)
16. (a) A smooth pipe of uniform diameter 25 cm, a pressure of 50 KPa was observed at section 1 which has an elevation of 10 m. At another section 2, at an elevation of 12 m, the pressure was 20 KPa and the velocity was 1.25 m/s. Determine the direction of flow and the head loss between the two sections. The fluid in the pipe is water. (8 Marks)
- (b) Petrol of specific gravity 0.8 is following through a pipe of 30 cm diameter. The pipe is inclined at 30° to horizontal. The venturi has a throat diameter of 10 cm. U tube manometer reads 6.25 cm Hg. Calculate the discharge through the pipe. Assume $C_d = 0.98$. (6 Marks)

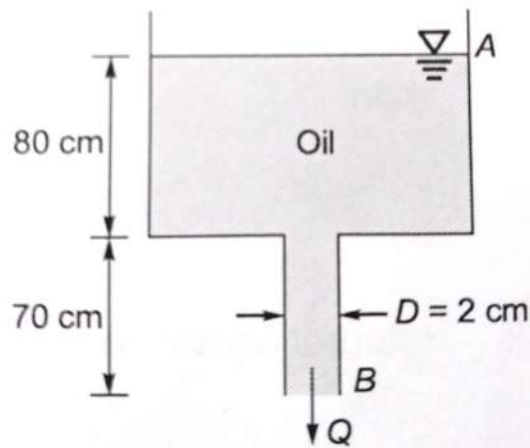
MODULE-IV

17. (a) Assuming viscous flow through a circular pipe derive the expression for,
- Velocity distribution
 - Shear stress distribution

Also plot the velocity and shear stress distribution.

(7 Marks)

- (b) A large tank shown in the figure has a vertical pipe 70 cm long and 2 cm in diameter. The tank contain oil of density 920 Kg/m^3 and viscosity 1.5 poise. Find the discharge through the tube when the height of oil level of the tank is 0.80 m above the pipe inlet.



(7 Marks)

18. (a) A compound piping system consist of 1800 m of 50 cm, 1200 m of 40 cm and 600 m of 30 com diameter pipes off same material connected in series.
- What is the equivalent length of a 40 cm pipe of same material?
 - What is the equivalent diameter of a pipe 3600 m long?
 - If three pipes are in parallel what is equivalent length of 50 cm pipe?
- (10 Marks)
- (b) A pipe line of 2100 m is used for transmitting 103 KW. The pressure at the inlet of the pipe is 392.4 N/cm^2 . If the efficiency of transmission is 80%, find the diameter of the pipe. Take $f = 0.005$. (4 Marks)

MODULE-V

19. (a) The velocity profile u of a boundary layer flow over a flat plate is given by

$$\frac{u}{U_\infty} = \frac{3}{2} \left(\frac{y}{\delta} \right) - \frac{1}{2} \left(\frac{y}{\delta} \right)^3$$

If the boundary thickness is given as

$$\delta = \sqrt{\frac{280\nu x}{13U_\infty}}$$

develop the expression for local drag coefficient C_{fx} over the distance $x = L$ from the leading edge of the plate. (7 Marks)

- (b) A model test is to be conducted in a water tunnel using a 1:20 model of a submarine which is used to travel at a speed of 12 km/h deep under the sea. The water temperature in the tunnel is so maintained that its kinematic viscosity is half as that of the sea water. At what speed the model test is to be conducted. (7 Marks)
20. (a) With a neat sketch explain the different regions of the boundary layer along a long thin flat plate. (7 Marks)
- (b) Using Buckingham's pi theorem show that the velocity through a circular orifice is given by

$$\sqrt{2gH} \phi \left[\frac{D}{H}, \frac{\mu}{\rho V H} \right]$$

where H is the head causing flow, D is the diameter of the orifice, μ is the coefficient of viscosity, ρ is the mass density and g is the acceleration due to gravity. (7 Marks)

ASSESSMENT PATTERN

Bloom's taxonomy	Continuous Assessment Tests		End Semester Examination (Marks)
	Test 1 (Marks)	Test 11 (Marks)	
Remember	25	25	25
Understand	15	15	15
Apply	30	25	30
Analyze	10	10	10
Evaluate	10	15	10
Create	10	10	10

Mark distribution

Total Marks	CIE marks	ESE marks	ESE duration
150	50	100	3 Hours

Continuous Internal Evaluation (CIE) Pattern:

Attendance	10 marks
Regular class work/tutorials/assignments	15 marks
Continuous Assessment Test (Minimum 2 numbers)	25 marks

End semester pattern:- There will be two parts; Part A and Part B. Part A contain 10 questions with 2 questions from each module, having 3 marks for each question. Students should answer all questions. Part B contains 2 questions from each module of which student should answer any one. Each question can have maximum 2 sub-divisions and carry 14 marks.

COURSE LEVEL ASSESSMENT QUESTIONS**Part -A**

Course Outcome 1 (CO1): Understand the basic chemical bonds, crystal structures (BCC, FCC, and HCP), and their relationship with the properties.

1. What are the attributes of atomic and crystalline structures into the stress - strain curve?
2. Explain the significance of long range and short range order of atomic arrangement on mechanical strength.
3. What is the difference between an allotrope and a polymorphism?
4. Draw the (112) and (111) planes in simple cubic cell.

Course Outcome 2 (CO2): Analyze the microstructure of metallic materials using phase diagrams and modify the microstructure and properties using different heat treatments.

1. What is the driving force for recrystallisation and grain growth of metallic crystals?
2. What is the driving force for the formation of spheroidite.
3. What is tempered martensite?
4. Why 100 % pure metals are weak in strength?

Part -B

Course Outcome 3 (CO3): How to quantify mechanical integrity and failure in materials

1. A small hole is drilled through a steel plate ahead of a crack, whether it can stop the crack's progress until repairs can be made. Explain in detail and derive the equation for the principle.
2. Draw and explain S-N curves for ferrous and non-ferrous metals. Explain different methods to improve fatigue resistance.
3. Explain different stages of creep; Give an application of creep phenomenon. What is superplasticity?

Course Outcome 4 (CO4): Apply the basic principles of ferrous and non-ferrous metallurgy for selecting materials for specific applications.

1. What are the classification, compositions and applications of high speed steel? identify 18:4:1
2. Describe the composition, properties, and use of Bronze and Gun metal.
3. Explain the importance of all the non-ferrous alloys in automotive applications. Elaborate on the composition, properties and typical applications of any five non-ferrous alloys.

Course Outcome 5 (CO5): Define and differentiate engineering materials on the basis of structure and properties for engineering applications.

1. Carbon is allowed to diffuse through a steel plate 15 mm thick. The concentrations of carbon at the two faces are 0.65 and 0.30kgC/m³Fe, which are maintained constant. If the pre-exponential and activation energy are 6.2x10⁻⁷m²/s and 80,000 J/mol, respectively, compute the temperature at which the diffusion flux is 1.43 x 10⁻⁹ kg/m²-s.
2. Explain the fundamental effects of alloying elements in steel on polymorphic transformation temperatures, grain growth, eutectoid point, retardation of the transformation rates, formation and stability of carbides.
3. Describe the kind of fracture which may occur as a result of a loose fitting key on a shaft.

SYLLABUS

MODULE - 1

Earlier and present development of atomic structure - Primary bonds: - characteristics of covalent, ionic and metallic bond - properties based on atomic bonding: - Secondary bonds: - classification, application. (*Brief review only*).

Crystallography: - SC, BCC, FCC, HCP structures, APF - theoretical density simple problems - Miller Indices: - crystal plane and direction - Modes of plastic deformation: - Slip and twinning -Schmid's law - Crystallization: Effects of grain size, Hall - Petch theory, simple problems.

MODULE - II

Classification of crystal imperfections - forest of dislocation, role of surface defects on crack initiation- Burgers vector –Frank Read source - Correlation of dislocation density with strength and nano concept - high and low angle grain boundaries– driving force for grain growth and applications - Polishing and etching - X – ray diffraction, simple problems –SEM and TEM - Diffusion in solids, fick's laws, mechanisms, applications of diffusion in mechanical engineering, simple problems.

MODULE - III

Phase diagrams: - need of alloying - classification of alloys - Hume Rothery's rule - equilibrium diagram of common types of binary systems: five types - Coring - lever rule and Gibb's phase rule - Reactions- Detailed discussion on Iron-Carbon equilibrium diagram with microstructure and properties -Heat treatment: - TTT, CCT diagram, applications - Tempering- Hardenability, Jominy end quench test, applications- Surface hardening methods.

MODULE - IV

Strengthening mechanisms - cold and hot working - alloy steels: how alloying elements affecting properties of steel - nickel steels - chromium steels - high speed steels -cast irons - principal non ferrous alloys.

MODULE - V

Fatigue: - creep -DBTT - super plasticity - need, properties and applications of composites, super alloy, intermetallics, maraging steel, Titanium - Ceramics:- structures, applications.

Text Books

1. Callister William. D., Material Science and Engineering, John Wiley, 2014
2. Higgins R.A. - Engineering Metallurgy part - I – ELBS,1998

Reference

1. Avner H Sidney, Introduction to Physical Metallurgy, Tata McGraw Hill,2009
2. Anderson J.C. *et.al.*, Material Science for Engineers, Chapman and Hall,1990
3. Clark and Varney, Physical metallurgy for Engineers, Van Nostrand,1964
4. Dieter George E, Mechanical Metallurgy, Tata McGraw Hill, 1976
5. Raghavan V, Material Science and Engineering, Prentice Hall,2004
6. Reed Hill E. Robert, Physical metallurgy principles, 4th edition, Cengage Learning,2009
7. Myers Marc and Krishna Kumar Chawla, Mechanical behavior of materials, Cambridge University press,2008
8. Van Vlack -Elements of Material Science - Addison Wesley,1989
9. <https://nptel.ac.in/courses/113/106/113106032>

MODEL QUESTION PAPER**METALLURGY & MATERIAL SCIENCE - MET 205****Max. Marks : 100****Duration : 3 Hours****Part – A****Answer all questions.****Answer all questions, each question carries 3 marks**

1. What is a slip system? Describe the slip systems in FCC, BCC and HCP metals
2. NASA's *Parker Solar Probe* will be the first-ever mission to "touch" the Sun. The spacecraft, about the size of a small car, will travel directly into the Sun's atmosphere about 4 million miles from the earth surface. Postulate the coolant used in the parker solar probe with chemical bonds.
3. What is the driving force for grain growth during heat treatment
4. What are the roles of surface imperfections on crack initiation
5. Explain the difference between hardness and hardenability.
6. What is tempered martensite? Explain its structure with sketch.
7. Postulate, why cast irons are brittle?
8. How are properties of aluminum affected by the inclusion of (a) copper and (b) silicon as alloying elements?
9. What is the grain size preferred for creep applications? Why. Explain thermal fatigue?
10. Explain fracture toughness and its attributes into a screw jack?

PART -B**Answer one full question from each module.****MODULE – 1**

11. **a.** Calculate the APF of SC, BCC and FCC (7 marks).
b. What is slip system and explain why FCC materials exhibit ductility and BCC and HCP exhibit brittle nature with details of slip systems (7 marks).

OR

12. Explain the effect of: (i) Grain size; (ii) Grain size distribution and (iii) Grain orientation (iv) Grain shape on strength and creep resistance with neat sketches. Attributes of Hall-Petch equation and grain boundaries (14 marks).

MODULE – 2

13. **a.** Describe step by step procedure for metallographic specimen preparation? Name different types etchants used for specific metals and methods to determine grain size (7 marks).

b. Carbon is allowed to diffuse through a steel plate 15 mm thick. The concentrations of carbon at the two faces are 0.65 and 0.30 kgC/m³Fe, which are maintained constant. If the pre-exponential and activation energy are $6.2 \times 10^{-7} \text{m}^2/\text{s}$ and 80,000 J/mol, respectively, compute the temperature at which the diffusion flux is $1.43 \times 10^{-9} \text{kg/m}^2\text{-s}$ (7 marks).

OR

14. a. Explain the fundamental differences of SEM and TEM with neat sketches (7 marks).

b. A beam of X-rays wavelength 1.54\AA is incident on a crystal at a glancing angle of $8^\circ 35'$ when the first order Bragg's reflection occurs calculate the glancing angle for third order reflection (7 marks).

MODULE – 3

15. Postulate with neat sketches, why 100% pure metals are weaker? What are the primary functions of alloying? Explain the fundamental rules governing the alloying with neat sketches and how is it accomplished in substitution and interstitial solid solutions (14 marks).

OR

16. Draw the isothermal transformation diagram of eutectoid steel and then sketch and label (1) A time temperature path that will produce 100% pure coarse and fine pearlite (2) A time temperature path that will produce 50% martensite and 50% bainite (3) A time temperature path that will produce 100% martensite (4) A time temperature path that will produce 100% bainite (14 marks).

MODULE – 4

17. Explain the effect of, polymorphic transformation temperature, formation and stability of carbides, grain growth, displacement of the eutectoid point, retardation of the transformation rates, improvement of corrosion resistance on adding alloy elements to steel (14 marks).

OR

18. Give the composition, microstructure, properties and applications of (i) Gray iron and SG iron. (ii) White iron and Gray iron. (iii) Malleable iron and Gray iron. (iv) Gray iron and Mottled iron, (v) SG iron and Vermicullar Graphite Iron (14 marks).

MODULE – 5

19. a. A small hole is drilled through a steel plate ahead of a crack, whether it can stop the crack's progress until repairs can be made or not? Explain in detail and derive the equation (7 marks).

b. What is ductile to brittle transition in steel DBTT? What are the factors affecting ductile to brittle transition? Narrate with neat sketch (7 marks).

OR


20. Classify ceramics with radius ratio with neat sketches. Explain with an example for each of the AX, AmXp, AmBmXp type structures in ceramics with neat sketch (14 marks).

COURSE CONTENT AND LECTURE SCHEDULES.

Module	TOPIC	No. of hours	Course outcomes
1.1	Earlier and present development of atomic structure; attributes of ionization energy and conductivity, electronegativity; correlation of atomic radius to strength; electron configurations; - Primary bonds: - characteristics of covalent, ionic and metallic bond: attributes of bond energy, cohesive force, density, directional and non-directional - properties based on atomic bonding:- attributes of deeper energy well and shallow energy well to melting temperature, coefficient of thermal expansion - attributes of modulus of elasticity in metal cutting process -Secondary bonds:- classification- hydrogen bond and anomalous behavior of ice float on water, application- specific heat, applications. (Brief review only).	2	CO1
1.2	Crystallography:- Crystal, space lattice, unit cell- SC, BCC, FCC, atomic packing factor and HCP structures - short and long range order - effects of crystalline and amorphous structure on mechanical properties.	2	CO1 CO2
1.3	Coordination number and radius ratio; theoretical density; simple problems - Polymorphism and allotropy.	1	
1.4	Miller Indices: - crystal plane and direction - Attributes of miller indices for slip system, brittleness of BCC, HCP and ductility of FCC - Modes of plastic deformation: - Slip and twinning.	1	CO5
1.5	Schmid's law, equation, critical resolved shear stress, correlation of slip system with plastic deformation in metals and applications.	1	
1.6	Mechanism of crystallization: Homogeneous and heterogeneous nuclei formation, under cooling, dendritic growth, grain boundary irregularity - Effects of grain size, grain size distribution, grain shape, grain orientation on dislocation/strength and creep resistance - Hall - Petch theory, simple problems.	2	CO2
2.1	Classification of crystal imperfections: - types of point and dislocations.	1	CO2
2.2	Effect of point defects on mechanical properties - forest of dislocation, role of surface defects on crack initiation - Burgers vector.	1	
2.3	Dislocation source, significance of Frank-Read source in metals deformation - Correlation of dislocation density with strength and nano concept, applications.	3	CO2
2.4	Significance high and low angle grain boundaries on dislocation – driving force for grain growth and applications during heat treatment.		
2.5	Polishing and etching to determine the microstructure and grain size- Fundamentals and crystal structure determination by X – ray diffraction, simple problems –SEM and TEM.	2	CO2 CO5
2.6	Diffusion in solids, fick's laws, mechanisms, applications of diffusion in mechanical engineering, simple problems.	1	

3.1	Phase diagrams: - Limitations of pure metals and need of alloying - classification of alloys, solid solutions, Hume Rothery's rule - equilibrium diagram of common types of binary systems: five types.	2	CO2 CO5
3.2	Coring - lever rule and Gibb's phase rule - Reactions: - monotectic, eutectic, eutectoid, peritectic, peritectoid.	1	
3.3	Detailed discussion on Iron-Carbon equilibrium diagram with microstructure and properties changes in austenite, ledeburite, ferrite, cementite, special features of martensite transformation, bainite, spheroidite etc.	3	CO2 CO5
3.4	Heat treatment: - Definition and necessity – TTT for a eutectoid iron-carbon alloy, CCT diagram, applications - annealing, normalizing, hardening, spheroidizing.		
3.5	Tempering:- austempering, martempering and ausforming - Comparative study on ductility and strength with structure of pearlite, bainite, spheroidite, martensite, tempered martensite and ausforming.	1	CO2
3.6	Hardenability, Jominy end quench test, applications- Surface hardening methods:- no change in surface composition methods :- Flame, induction, laser and electron beam hardening processes- change in surface composition methods :carburizing and Nitriding; applications.	2	CO2
4.1	Cold working: Detailed discussion on strain hardening; recovery; recrystallization, effect of stored energy; re- crystallization temperature - hot working, Bauschinger effect and attributes in metal forming.	1	
4.2	Alloy steels:- Effects of alloying elements on steel: dislocation movement, polymorphic transformation temperature, alpha and beta stabilizers, formation and stability of carbides, grain growth, displacement of the eutectoid point, retardation of the transformation rates, improvement in corrosion resistance, mechanical properties	1	CO4
4.3	Nickel steels, Chromium steels etc. – change of steel properties by adding alloying elements: - Molybdenum, Nickel, Chromium, Vanadium, Tungsten, Cobalt, Silicon, Copper and Lead - High speed steels - Cast irons: Classifications; grey, white, malleable and spheroidal graphite cast iron etc, composition, microstructure, properties and applications - Principal Non ferrous Alloys: - Aluminum, Copper, Magnesium, Nickel, study of composition, properties, applications, reference shall be made to the phase diagrams whenever necessary.(Topic 4.3 may be considered as a assignment).	4	CO4 CO5
4.4	Fatigue: - Stress cycles – Primary and secondary stress raisers - Characteristics of fatigue failure, fatigue tests, S-N curve.	1	CO3
4.5	Factors affecting fatigue strength: stress concentration, size effect, surface roughness, change in surface properties, surface residual stress - Ways to improve fatigue life – effect of temperature on fatigue, thermal fatigue and its applications in metal cutting.	2	

5.1	Fracture: – Brittle and ductile fracture – Griffith theory of brittle fracture – Stress concentration, stress raiser – Effect of plastic deformation on crack propagation - transgranular, intergranular fracture - Effect of impact loading on ductile material and its application in forging, applications - Mechanism of fatigue failure.	2	CO3
5.2	Structural features of fatigue: - crack initiation, growth, propagation - Fracture toughness (definition only), applications - Ductile to brittle transition temperature (DBTT) in steels and structural changes during DBTT, applications.	1	
5.3	Creep: - Creep curves – creep tests - Structural change:- deformation by slip, sub-grain formation, grain boundary sliding - Mechanism of creep deformation - threshold for creep, prevention against creep - Super plasticity: need and applications	2	CO3
5.4	Composites: - Need of development of composites; fiber phase; matrix phase; only need and characteristics of PMC, MMC, and CMC.	2	CO3 CO5
5.5	Modern engineering materials: - only fundamentals, need, properties and applications of, intermetallics, maraging steel, super alloys, Titanium-Ceramics:-coordination number and radius ratios- AX , A_mX_p , $A_mB_mX_p$ type structures – applications.	3	



MEL201	COMPUTER AIDED MACHINE DRAWING	CATEGORY	L	T	P	Credits	Year of Introduction
		PCC	0	0	3	2	2019
<p>Preamble: To introduce students to the basics and standards of engineering drawing related to machines and components.</p> <p>To make students familiarize with different types of riveted and welded joints, surface roughness symbols; limits, fits and tolerances.</p> <p>To convey the principles and requirements of machine and production drawings.</p> <p>To introduce the preparation of drawings of assembled and disassembled view of important valves and machine components used in mechanical engineering applications.</p> <p>To introduce standard CAD packages for drafting and modeling of engineering components.</p>							
Prerequisite: EST 110 - Engineering Graphics							
Course Outcomes - At the end of the course students will be able to							
CO1	Apply the knowledge of engineering drawings and standards to prepare standard dimensioned drawings of machine parts and other engineering components.						
CO2	Prepare standard assembly drawings of machine components and valves using part drawings and bill of materials.						
CO3	Apply limits and tolerances to components and choose appropriate fits for given assemblies						
CO 4	Interpret the symbols of welded, machining and surface roughness on the component drawings.						
CO 5	Prepare part and assembly drawings and Bill of Materials of machine components and valves using CAD software.						

Mapping of course outcomes with program outcomes (Minimum requirements)

	PO1	PO2	PO3	PO4	PO5	PO6	PO7	PO8	PO9	PO10	PO11	PO12
CO1	3									3		
CO2	3		2							3		
CO3	3	2										
CO4	3											
CO5	3				3					3		1

Assessment Pattern

Bloom's taxonomy	Continuous Assessment Tests	
	Test 1 <u>PART A</u> Sketching and Manual Drawing	Test 2 <u>PART B</u> CAD Drawing
Remember	25	20
Understand	15	15
Apply	30	20
Analyse	10	10
Evaluate	10	15
Create	10	20

Mark Distribution

Total Marks	CIE Marks	ESE marks	ESE duration
150	75	75	2.5 hours

Continuous Internal Evaluation (CIE) Pattern:

Attendance	15 marks
Regular class work/Drawing/Workshop Record/Lab Record and Class Performance	30 marks
Continuous Assessment Test (minimum two tests)	30 marks

End semester examination pattern

End semester examination shall be conducted on Sketching and CAD drawing on based complete syllabus

The following general guidelines should be maintained for the award of marks

- Part A Sketching – 15 marks
- Part B CAD drawing – 50marks
- Viva Voce – 10 marks.

Conduct of University Practical Examinations

The Principals of the concerned Engineering Colleges with the help of the Chairmen/Chairperson will conduct the practical examination with the approval from the University and bonafide work / laboratory record, hall ticket, identity card issued by college are mandatory for appearing practical University examinations. No practical examination should be conducted without the presence of an external examiner appointed by the University.

END SEMSTER EXAMINATION

MODEL QUESTION PAPER

MEL 201: COMPUTER AIDED MACHINE DRAWING

Duration : 2.5 hours

Marks : 75

Note :

1. All dimensions in mm
2. Assume missing dimensions appropriately
3. A4 size answer booklet shall be supplied
4. Viva Voce shall be conducted for 10 marks

PART A (SKETCHING)
(Answer any TWO questions).

15 marks

1. Sketch two views of a single riveted single strap butt joint. Take dimensions of the plate as 10mm. Mark the proportions in the drawing.
2. Show by means of neat sketches, any three methods employed for preventing nuts from getting loose on account of vibrations
3. Compute the limit dimensions of the shaft and the hole for a clearance fit based on shaft basis system if:

Basic size= $\phi 30$ mm
 Minimum clearance = 0.007 mm
 Tolerance on hole = 0.021 mm
 Tolerance on shaft= 0.021 mm

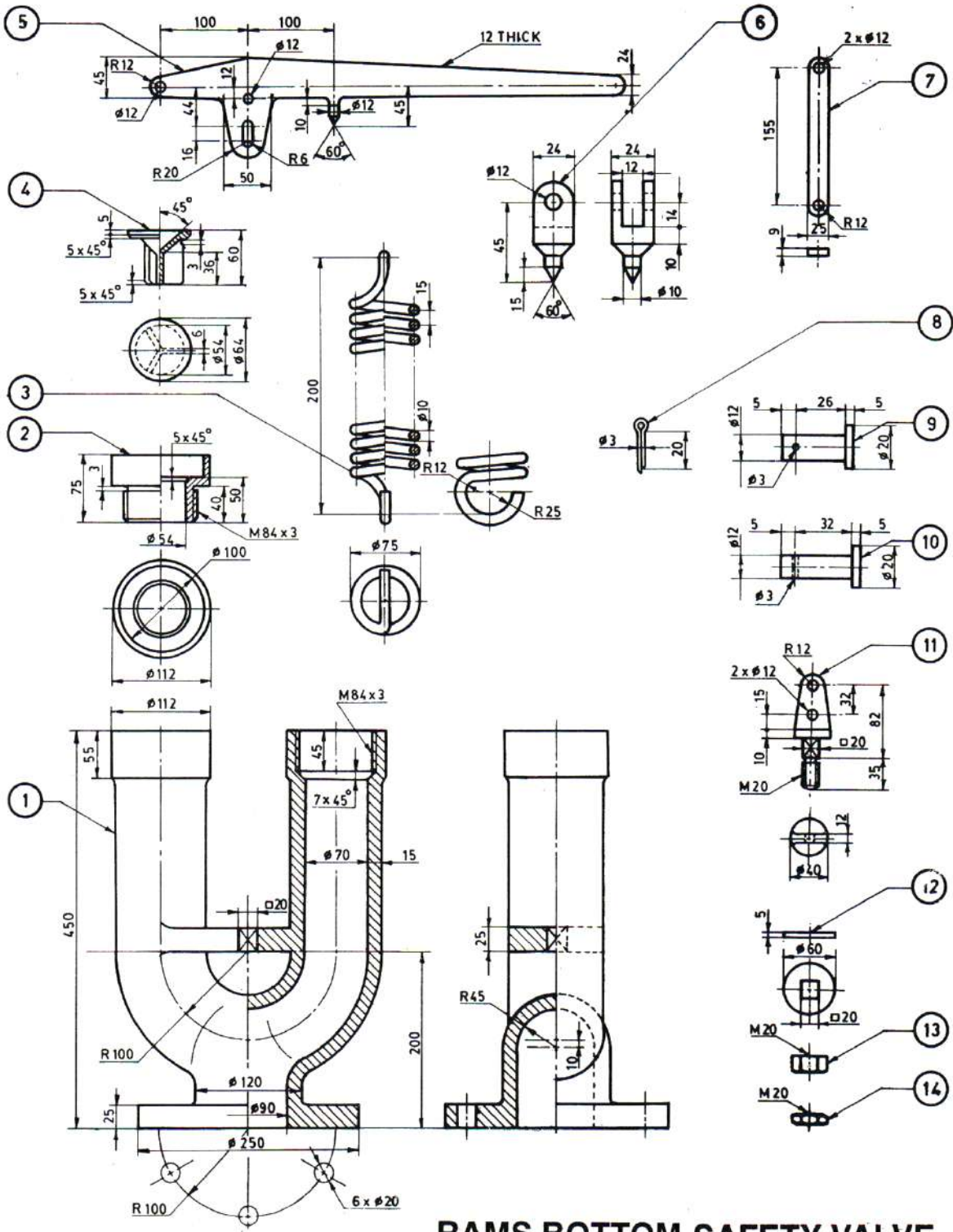
Check the calculated dimensions. Represent the limit dimensions schematically.

PART B (CAD DRAWING)

50 marks

4. Draw any two assembled views of the Rams Bottom Safety Valve as per the details given in the figure using any suitable CAD software. Also prepare bill of materials and tolerance data sheet.

Item	Description	Qty	Material	Item	Description	Qty	Material
1	Body	1	C.I.	8	Split Pin	3	M.S.
2	Valve Seat	2	G.M.	9	Pin for Link	2	M.S.
3	Spring	1	Steel	10	Pin for Pivot	1	M.S.
4	Valve	2	G.M.	11	Shackle	1	M.S.
5	Lever	1	M.S.	12	Washer	1	M.S.
6	Pivot	1	M.S.	13	Nut	1	M.S.
7	Link	2	M.S.	14	Lock Nut	1	M.S.



RAMS BOTTOM SAFETY VALVE

SYLLABUS

Introduction to machine drawing, drawing standards, fits, tolerances, surface roughness, assembly and part drawings of simple assemblies and subassemblies of machine parts viz., couplings, clutches, bearings, I.C. engine components, valves, machine tools, etc; introduction to CAD etc.

Text Books:

1. N. D. Bhatt and V.M. Panchal, Machine Drawing, Charotar Publishing House.
2. P I Varghese and K C John, Machine Drawing, VIP Publishers.

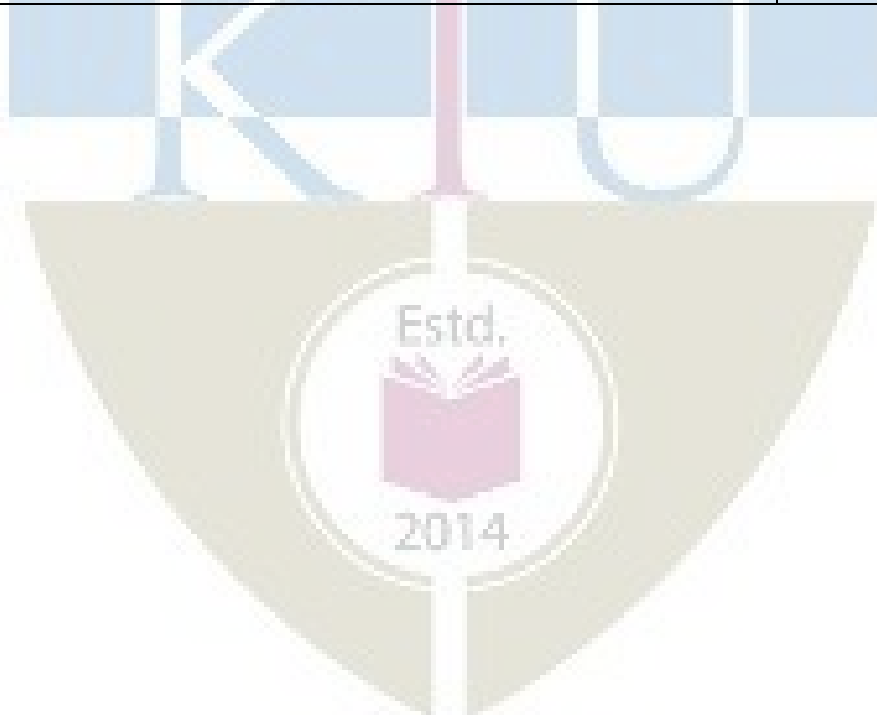
Reference Books

1. Ajeet Singh, Machine Drawing Includes AutoCAD, Tata McGraw-hill.
2. P S Gill, Machine Drawing, Kataria& Sons.

Course content and drawing schedules.

No:	List of Exercises	Course outcomes	No. of hours
	PART –A (Manual drawing) <i>(Minimum 6 drawings compulsory)</i>		
1	Temporary Joint: Principles of drawing, free hand sketching, Importance of machine Drawing. BIScode of practice for Engineering Drawing, lines, types of lines, dimensioning, scales of drawing, sectional views, Riveted joints.	CO 1	3
2	Fasteners: Sketching of conventional representation of welded joints, Bolts and Nuts or Keys and Foundation Bolts.	CO 1	3
3	Fits and Tolerances: Limits, Fits – Tolerances of individual dimensions – Specification of Fits – basic principles of geometric & dimensional tolerances. Surface Roughness: Preparation of production drawings and reading of part and assembly drawings, surface roughness, indication of surface roughness, etc.	CO 2	3
4	Detailed drawing of Cotter joints, Knuckle joint and Pipe joints	CO 2	3
5	Assembly drawings(2D): Stuffing box and Screw jack	CO 1 CO3 CO4	3

	PART –B (CAD drawing) <i>(Minimum 6 drawings compulsory)</i>		
6	Introduction to drafting software like Auto CAD, basic commands, keyboard shortcuts. Coordinate and unit setting, Drawing, Editing, Measuring, Dimensioning, Plotting Commands, Layering Concepts, Matching, Detailing, Detailed drawings.	CO 1 CO 2 CO 3 CO5	3
7	Drawing of Shaft couplings and Oldham's coupling	CO 1 CO 2 CO 3 CO5	3
8	Assembly drawings(2D)with Bill of materials: Lathe Tailstock and Universal joint	CO 1 CO3 CO5	3
9	Assembly drawings(2D)with Bill of materials: Connecting rod and Plummer block	CO 1 CO3 CO5	3
10	Assembly drawings(2D)with Bill of materials: Rams Bottom Safety Valve OR steam stop valve	CO 1 CO3 CO5	3



CODE MEL203	COURSE NAME MATERIALS TESTING LAB	CATEGORY	L	T	P	CREDIT
		PCC	0	0	3	2

Preamble:

The objective of this course is to give a broad understanding of common materials related to mechanical engineering with an emphasis on the fundamentals of structure-property-application and its relationships. A group of 6/7 students can conduct experiment effectively. A total of six experiments for the duration of 2 hours each is proposed for this course.

Prerequisite: A course on Engineering Mechanics is required

Course Outcomes:

After the completion of the course the student will be able to

CO 1	To understand the basic concepts of analysis of circular shafts subjected to torsion.
CO 2	To understand the behaviour of engineering component subjected to cyclic loading and failure concepts
CO 3	Evaluate the strength of ductile and brittle materials subjected to compressive, Tensile shear and bending forces
CO 4	Evaluate the microstructural morphology of ductile or brittle materials and its fracture modes (ductile /brittle fracture) during tension test
CO 5	To specify suitable material for applications in the field of design and manufacturing.

Mapping of course outcomes with program outcomes

	PO 1	PO 2	PO 3	PO 4	PO 5	PO 6	PO 7	PO 8	PO 9	PO 10	PO 11	PO 12
CO 1	3				3							
CO 2	3	3	1		3				3	2	2	1
CO 3	3	3	3	1	3				3	2	3	2
CO 4	3	3	3	3	3	2	2	1	3	2	3	2
CO 5	3	3	3	1	3	2	2	1	3	2	3	2

Assessment Pattern**Mark distribution**

Total Marks	CIE	ESE	ESE Duration
150	75	75	2.5 hours

Continuous Internal Evaluation Pattern:

Attendance	:	15 marks
Continuous Assessment	:	30 marks
Internal Test (Immediately before the second series test)	:	30 marks

End Semester Examination Pattern:

The following guidelines should be followed regarding award of marks

(a) Preliminary work	:	15 Marks
(b) Implementing the work/Conducting the experiment	:	10 Marks
(c) Performance, result and inference (usage of equipments and troubleshooting)	:	25 Marks
(d) Viva voce	:	20 marks
(e) Record	:	5 Marks

General instructions:

Practical examination to be conducted immediately after the second series test covering entire syllabus given below. Evaluation is a serious process that is to be conducted under the equal responsibility of both the internal and external examiners. The number of candidates evaluated per day should not exceed 20. Students shall be allowed for the University examination only on submitting the duly certified record. The external examiner shall endorse the record.

A minimum of 10 experiments are to be performed.

SYLLABUS
Estd.
LIST OF EXPERIMENTS
2014

1. To conduct tension test on ductile material (mild steel/ tor-steel/ high strength steel) using Universal tension testing machine and Extensometer.
2. To conduct compression test on ductile material (mild steel/ tor-steel/ high strength steel) using Universal tension testing machine and Extensometer.
3. To conduct tension test on Brittle material (cast iron) using Universal tension testing machine and Extensometer.
4. To conduct shear test on mild steel rod.
5. To conduct microstructure features of mild steel/copper/ brass/aluminium using optical microscope, double disc polishing machine, emery papers and etchant.
6. To conduct fractography study of ductile or brittle material using optical microscope.

7. To conduct Hardness test of a given material. (Brinell, Vickers and Rockwell)
8. To determine torsional rigidity of mild steel/copper/brass rod.
9. To determine flexural rigidity of mild steel/ copper/brass material using universal testing machine.
10. To determine fracture toughness of the given material using Universal tension testing machine.
11. To study the procedure for plotting S-N curve using Fatigue testing machine.
12. To conduct a Toughness test of the given material using Izod and Charpy Machine.
13. To determine spring stiffness of close coiled/open coiled/series/parallel arrangements.
14. To conduct bending test on wooden beam.
15. To conduct stress measurements using Photo elastic methods.
16. To conduct strain measurements using strain gauges.
17. To determine moment of inertia of rotating bodies.
18. To conduct an experiment to Verify Clerk Maxwell's law of reciprocal deflection and determine young's Modulus of steel.
19. To determine the surface roughness of a polished specimen using surface profilometer.

Reference Books

1. G E Dieter. Mechanical Metallurgy, McGraw Hill,2013
2. Dally J W, Railey W P, Experimental Stress analysis , McGarw Hill,1991
3. Baldev Raj, Jayakumar T, Thavasimuthu M., Practical Non destructive testing, Narosa Book Distributors,2015



SEMESTER -3

MINOR

Assessment Pattern

Bloom's Category	Continuous Assessment Tests		End Semester Examination
	1	2	
Remember	10	10	20
Understand	20	20	50
Apply	20	20	30
Analyse			
Evaluate			
Create			

Mark distribution

Total Marks	CIE	ESE	ESE Duration
150	50	100	3 hours

Continuous Internal Evaluation Pattern:

Attendance	: 10 marks
Continuous Assessment Test (2 numbers)	: 25 marks
Assignment/Quiz/Course project	: 15 marks

End Semester Examination Pattern: There will be two parts; Part A and Part B. Part A contain 10 questions with 2 questions from each module, having 3 marks for each question. Students should answer all questions. Part B contains 2 questions from each module of which student should answer any one. Each question can have maximum 2 sub-divisions and carry 14 marks.



COURSE LEVEL ASSESSMENT QUESTIONS**Course Outcome 1 (CO1):**

1. Discuss normal strain and shear strain.
2. Determine the deformation of axially loaded bars.
3. State the principle of superposition.

Course Outcome 2 (CO2)

1. Compare the strength of a hollow shaft and a solid shaft.
2. List four important assumptions in the theory of torsion.
3. Determine the shear stress developed in a circular shaft subjected to torsional loading.

Course Outcome 3 (CO3):

1. Draw the Shear Force Diagram and Bending Moment Diagram of a beam.
2. Determine the bending stress and shear stresses in beams.
3. Explain pure bending with example.

Course Outcome 4 (CO4):

1. Estimate the deflection of the beam.
2. Discuss principal planes and principal stresses.
3. Determine principal stresses, maximum shear stress, plane of maximum shear stress and the resultant stress on the plane of maximum shear stress

Course Outcome 5 (CO5):

1. Draw the Mohr's circle.
2. Discuss the behaviour of structures under compound loading.
3. Calculate the safe buckling load.

MODEL QUESTION PAPER

THIRD SEMESTER MECHANICAL ENGINEERING

Time: 3 hrs

MET281 MECHANICS OF MATERIALS

Max. Marks: 100

PART – A

(ANSWER ALL QUESTIONS, EACH QUESTION CARRIES 3 MARKS)

1. Discuss the significance of Poisson's ratio.
2. Explain Hooke's law for linearly elastic isotropic material.
3. List the important assumptions in the theory of torsion.
4. Explain the term 'point of inflection'.
5. Define i) section modulus and ii) flexural rigidity
6. Explain how shear stress is distributed over the cross section of a rectangular beam.
7. Explain how double integration method can be used to obtain slope and deflection of beams.
8. Define principal stresses and principal planes and explain its significance
9. Draw the Mohr's circle for uniaxial tensile load acting on a mild steel bar.
10. Write a short note on Rankine's crippling load for a column.

PART – B

(ANSWER ONE FULL QUESTION FROM EACH MODULE)

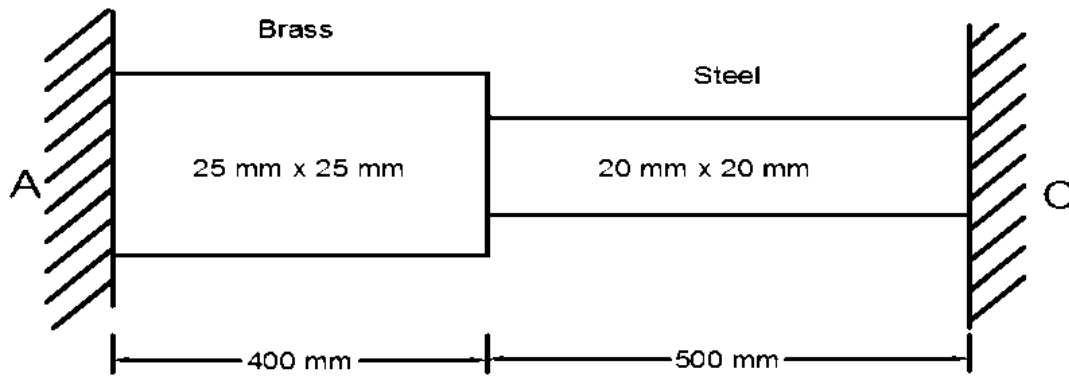
MODULE – 1

11. a) Draw a typical stress strain curve for mild steel under tension, describing briefly the salient points . (7 marks)
- b) A steel bar is fastened between two copper bars as shown in figure. The assembly is subjected to loads at positions as in figure. Calculate the total deformation of the bar and stresses at each section. $E_{\text{steel}} = 200 \text{ GPa}$ and $E_{\text{copper}} = 110 \text{ GPa}$. (7 marks)



OR

12. a) A bar made of brass and steel as shown in figure is held between two rigid supports A and C. Find the stresses in each material if the temperature rises by 40°C . Take $E_b = 1 \times 10^5 \text{ N/mm}^2$; $\alpha_b = 19 \times 10^{-6} / ^\circ\text{C}$, $E_s = 2 \times 10^5 \text{ N/mm}^2$; $\alpha_s = 12 \times 10^{-6} / ^\circ\text{C}$. (9 marks)



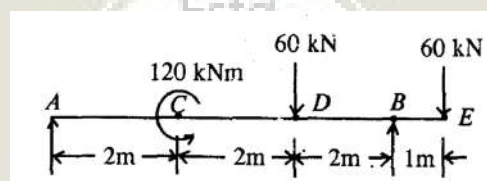
- b) A straight bar 450 mm long is 40 mm in diameter for the first 250 mm length and 20 mm diameter for the remaining length. If the bar is subjected to an axial pull of 15 kN, find the maximum and minimum stresses produced in it and the total extension of the bar. Take $E = 2 \times 10^5 \text{ N/mm}^2$. (5 marks)

MODULE – 2

13. a) A solid aluminium shaft 1 m long and 50 mm diameter is to be replaced by a tubular steel shaft of the same length and the same outside diameter such that each of the two shafts could have the same angle of twist per unit torsional moment over the total length. What must the inner diameter of the tubular steel shaft be? Modulus of rigidity of the steel is three times that of aluminium. (10 marks)
- b) A solid steel shaft transmits 20 kW at 120 rpm. Determine the smallest safe diameter of the shaft if the shear stress is not to exceed 40 MPa. (4 marks)

OR

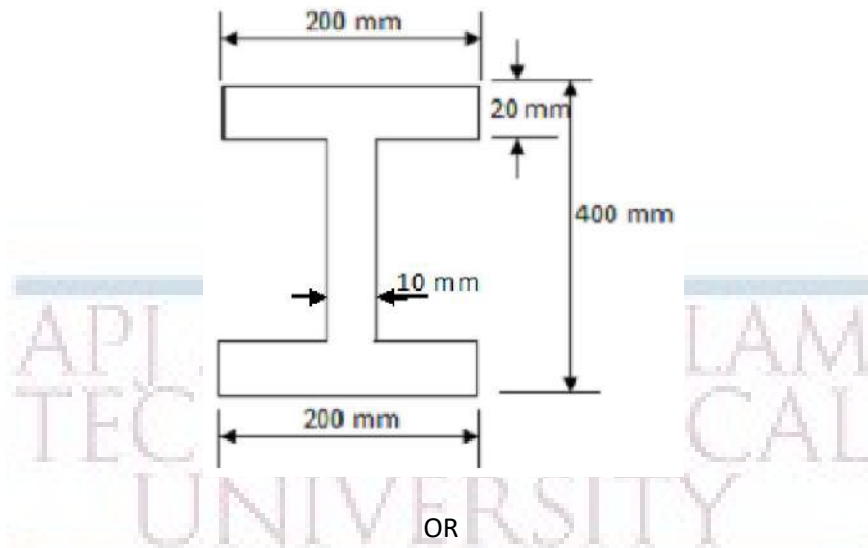
14. a) Draw shear force and bending moment diagram for the beam given in the figure and mark all the salient points. (10 marks)



- b) Explain the sign conventions used for shear forces and bending moments. (4 marks)

MODULE – 3

15. a) Derive the flexure formula for pure bending of a beam. State the assumptions (9 marks)
- b) A rolled steel joist of I section has the dimensions as shown in figure. The beam carries a uniformly distributed load of 40 kN/m² run on a span of 10 m, calculate the maximum stress produced due to bending. (5 marks)



16. a) At the critical section of a beam of rectangular cross section with height 200 mm and width 100 mm, the value of the vertical shear force is 40 kN. Draw the shear stress distribution across the depth of the section. (9 marks)
- b) Derive the expression for shear stress in a beam. (5 marks)

MODULE – 4

17. a) A horizontal girder of steel having uniform section is 14 m long and is simply supported at its ends. It carries concentrated loads of 120 kN and 80 kN at two points 3 m and 4.5 m from the two ends respectively. Moment of inertia for the section of the girder is $16 \times 10^8 \text{ mm}^4$ and $E_s = 210 \text{ kN/mm}^2$. Calculate the deflection of the girder at points under the two loads and maximum deflection using Macaulay's method. (10 marks)
- b) A rectangular block of material is subjected to a tensile stress of 110 N/mm^2 on one plane and a tensile stress of 47 N/mm^2 on a plane at right angles, together with shear stresses of 63 N/mm^2 on the same planes. Find the magnitude of the principal stresses and maximum shear stress. (4 marks)

OR

18. a) Derive the transformation equations to determine normal and shear stress on an oblique plane. (10 marks)
- b) Define state of stress at point. Show the components of stress on a 3D rectangular element (4 marks)

MODULE – 5

19. a) At a point in a bracket the stresses on two mutually perpendicular planes are 120 N/mm^2 and 60 N/mm^2 both tensile. The shear stress across these planes is 30 N/mm^2 . Find using the Mohr's stress circle i) Principal stresses at the point, ii) Maximum shear stress and iii) resultant stress on a plane inclined at 60° to the axis of the major principal stress. (10 marks)


b) Explain with the help of an example, how to calculate the normal stress when axial and transverse loads act simultaneously. (4 marks)

OR

20. a) Find the crippling load for a hollow steel column 50mm internal diameter and 5mm thick. The column is 5m long with one end fixed and other end hinged. Use Rankine's formula and Rankine's constant as $1/7500$ and $\sigma_c = 335 \text{ N/mm}^2$. (9 marks)

b) Derive Euler's formula for a column with both ends hinged. (5 marks)

API ABDULL KALAM
TECHNOLOGICAL
UNIVERSITY



SYLLABUS

Module 1

Introduction to analysis of deformable bodies – internal forces – method of sections – assumptions and limitations. Stress – stresses due to normal, shear and bearing loads – strength design of simple members. Definition of linear and shear strains.

Material behavior – uniaxial tension test – stress-strain diagrams – Hooke's law for linearly elastic isotropic material under axial and shear deformation, Poisson's ratio, Relationship between Young's modulus, Poisson's ratio and rigidity modulus (no derivations)

Deformation in axially loaded bars – thermal effects – statically indeterminate problems – principle of superposition.

Module 2

Torsion: Shafts - torsion theory of elastic circular bars – assumptions and limitations – polar modulus - torsional rigidity – economic cross-sections – statically indeterminate problems – shaft design for torsional load.

Beams- classification - diagrammatic conventions for supports and loading - axial force, shear force and bending moment in a beam.

Shear force and bending moment diagrams for simply supported, cantilever and overhanging beams (with concentrated loads, moment and uniformly distributed loads only), point of inflection and contraflexure

Module 3

Stresses in beams: Pure bending – flexure formula for beams assumptions and limitations – section modulus – flexural rigidity – economic sections, Problems to calculate bending stress for rectangular and I cross sections.

Shearing stress formula for beams – assumptions and limitations – Problems to calculate shear stress for beams of rectangular cross section.

Module 4

Deflection of beams: Moment-curvature relation – assumptions and limitations - double integration method – Macaulay's method.

Transformation of stress and strains: Definition of state of stress at a point (introduction to stress and strain tensors and its components only) -plane stress – plane strain - equations of transformation (2D) - principal planes and stresses - analogy between stress and strain transformation

Module 5

Mohr's circles of stress (2D)

Compound stresses: Combined axial, flexural and shear loads – combined bending and twisting loads.

Theory of columns: Buckling theory – Euler’s formula for long columns – assumptions and limitations – effect of end conditions – slenderness ratio – Rankine’s formula for intermediate columns.

Text Books

1. S.S Rattan, “Strength of Materials”, McGraw Hill, 2nd edition, 2011.

Reference Books


1. Surya Patnaik, Dale Hopkins, Strength of Materials, Butterworth-Heinemann, 1st edition, 2003.
2. S. H. Crandal, N. C. Dhal, T. J. Lardner, An introduction to the Mechanics of Solids, McGraw Hill, 1999.
3. Mechanics of Materials, Pytel A. and Kiusalaas J. Cengage Learning India Private Limited, 2nd Edition, 2015
4. R. C. Hibbeler, Mechanics of Materials, Pearson Education, 2008.
5. I.H. Shames, J. H. Pitarresi, Introduction to Solid Mechanics, PHI, 2006.
6. James M. Gere, Mechanics of Materials, Brooks/Cole–Thomson Learning, 2004.
7. F. P. Beer, E. R. Johnston, J. T. DeWolf, Mechanics of Materials, Tata McGraw Hill, 2011.
8. MIT Open Courseware web course <http://web.mit.edu/emech/dontindex-build/>
9. Egor P. Popov, “Engineering Mechanics of Solids”, PHI, 2nd edition, 2002.



COURSE CONTENTS AND LECTURE SCHEDULE

No	Topic	No. of Lectures
1	Module 1: Introduction to Stress and Strain Analysis	9
1.1	Introduction to analysis of deformable bodies – internal forces – method of sections – assumptions and limitations.	1
1.2	Stress – stresses due to normal, shear and bearing loads – strength design of simple members. Definition of linear and shear strains.	2
1.3	Material behavior – uniaxial tension test – stress-strain diagrams for ductile and brittle materials under axial loading, significance of various points on the diagram	1
1.4	Hooke's law for linearly elastic isotropic material under axial and shear deformation, Poisson's ratio.	1
1.5	Relationship between Young's modulus, Poisson's ratio and rigidity modulus(no derivations)	1
1.6	Deformation in axially loaded bars – thermal effects – statically indeterminate problems – principle of superposition	3
2	Module 2: Torsion and Introduction to beams	9
2.1	Introduction to Torsion of Shafts – torsion theory of elastic circular bars – assumptions and limitations	1
2.2	Polar modulus - torsional rigidity – economic cross-sections – statically indeterminate problems	2
2.3	Shaft design for torsional load and numerical problems	1
2.4	Introduction to beam bending – sign conventions for supports, loads and moments, classifications of beams, demonstration of the behaviour of beams for various types of loads	2
2.5	Shear force and bending moment diagrams for simply supported, cantilever and overhanging beams (with concentrated loads, moment and uniformly distributed loads only), point of inflection and contraflexure (simple problems to draw the SF and BM diagrams)	3
3	Module 3: Beam Bending	9
3.1	Stresses in beams: Pure bending – flexure formula for beams assumptions, limitations and derivation	3
3.2	Section modulus – flexural rigidity – economic sections –, numerical problems to analyze the strength of beams (rectangular and I sections only)	3
3.3	Shearing stress in beams – assumptions and limitations – derivation of formula for shear stress, problems to calculate shear stress for beams of rectangular cross section	3
4	Module 4: Deflection of Beams and Stress-Strain transformations	9
4.1	Introduction to deflection of beams: Moment-curvature relation – assumptions and limitations	1

4.2	Double integration method – Macaulay’s method – Simple problems to calculate deflection of cantilever and simply supported beams subjected to point load, moment and UDL	3
4.3	Definition of stress at a point (introduction to stress and strain tensors and its components only), plane stress, plane strain	2
4.4	Stress and strain transformations in 2D – transformation equations - analogy between stress and strain transformation	1
4.5	Determination of principal stresses and principal planes	2
5	Module 5: Mohr’s Circle, Compound Stress and Column Buckling	9
5.1	Mohr’s circles of stress (2D) – problems	2
5.2	Compound stresses: Combined axial, flexural and shear loads – discussion of practical situations of combined loading and compound stresses	2
5.3	Combined bending and twisting loads	1
5.4	Introduction to Buckling of columns – Buckling theory – Euler’s formula for long columns – assumptions and limitations	2
5.5	Effect of end conditions – slenderness ratio – Rankine’s formula for intermediate columns – numerical problems for maximum buckling	2



CODE MET283	COURSE NAME FLUID MECHANICS AND MACHINERY	CATEGORY	L	T	P	CREDIT
		VAC	3	1	0	4

Preamble:

This course provides an introduction to the properties and behaviour of fluids. It enables to apply the concepts in engineering. The course also gives an introduction of hydraulic pumps and turbines.

Prerequisite: NIL

Course Outcomes:

After the completion of the course the student will be able to

CO 1	Define Properties of Fluids and Solve hydrostatic problems
CO 2	Explain fluid kinematics and Classify fluid flows
CO 3	Interpret Euler's equation and Solve problems using Bernoulli's equation
CO 4	Explain the working of turbines and Select a turbine for specific application.
CO 5	Explain the characteristics of centrifugal and reciprocating pumps

Mapping of course outcomes with program outcomes

	PO 1	PO 2	PO 3	PO 4	PO 5	PO 6	PO 7	PO 8	PO 9	PO 10	PO 11	PO 12
CO 1	3	2										
CO 2	3	2	1									
CO 3	3	2	1									
CO 4	3	2	1									
CO 5	3	2	1									

Assessment Pattern

Bloom's Category	Continuous Assessment Tests		End Semester Examination
	1	2	
Remember	10	10	10
Understand	20	20	20
Apply	20	20	70
Analyse			
Evaluate			
Create			

Mark distribution

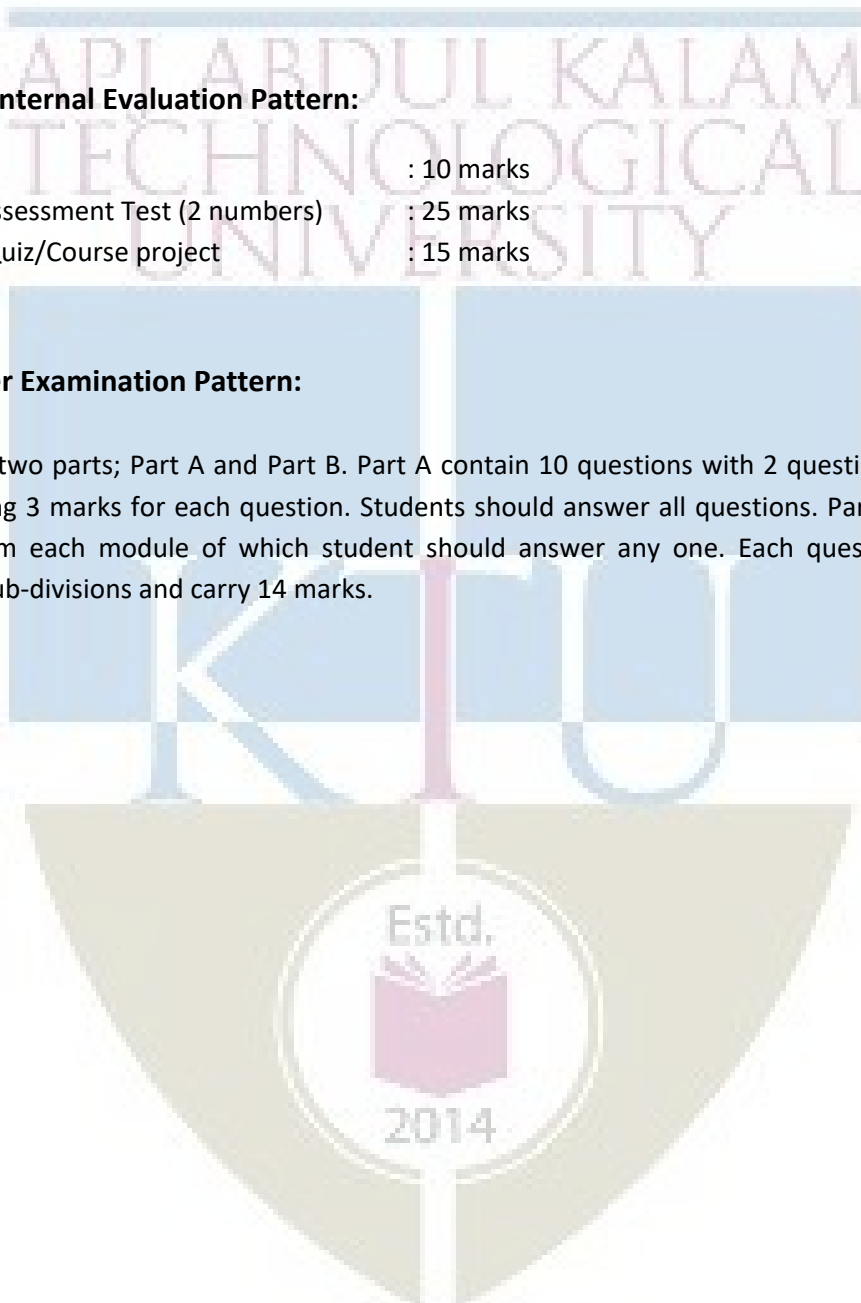
Total Marks	CIE	ESE	ESE Duration
150	50	100	3 hours

Continuous Internal Evaluation Pattern:

Attendance	: 10 marks
Continuous Assessment Test (2 numbers)	: 25 marks
Assignment/Quiz/Course project	: 15 marks

End Semester Examination Pattern:

There will be two parts; Part A and Part B. Part A contain 10 questions with 2 questions from each module, having 3 marks for each question. Students should answer all questions. Part B contains 2 questions from each module of which student should answer any one. Each question can have maximum 2 sub-divisions and carry 14 marks.



COURSE LEVEL ASSESSMENT QUESTIONS

MECHANICAL ENGINEERING

Course Outcome 1

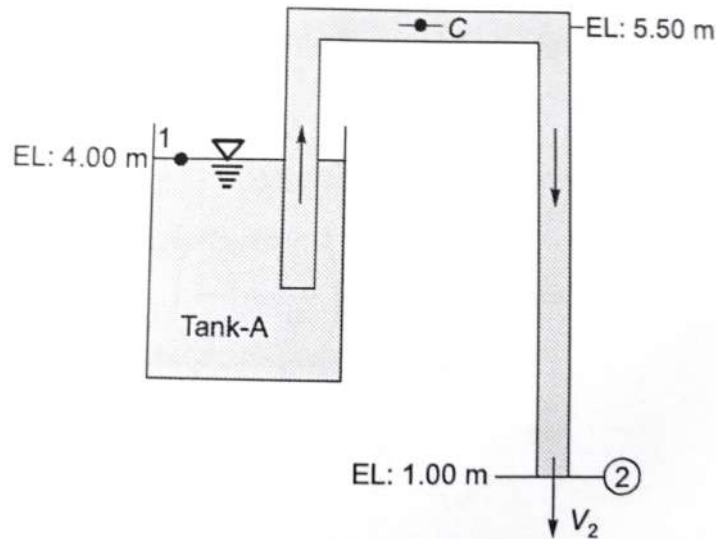
1. Define total pressure on a surface and center of pressure on a surface. What do you understand by the term hydrostatic pressure ?
2. An isosceles triangle of base 3m and altitude 6m is immersed vertically in water with its axis of symmetry horizontal. If the head on its axis is 9m, locate the center of pressure.
3. A triangular plate of 2m base and 2.5m altitude is immersed in water at an inclination of 30° with the base parallel to and at a depth of 2m from the free surface. Find the total hydrostatic force on the side of the plate and the position of its action.

Course Outcome 2

1. Define the following and give one practical example for each of the following:
 - (a) laminar flow
 - (b) Turbulent flow
 - (c) Steady flow
 - (d) Uniform flow
2. A two dimensional flow is described by the velocity components, $u = 5x^3; v = -15x^2y$. Evaluate the stream function, velocity, and acceleration at point P(1,2).
3. For the velocity components $u = ay \sin(xy)$ and $v = ax \sin(xy)$, obtain an expression for the velocity potential function.

Course Outcome 3

1. Derive the Euler's equation of motion along a streamline and from that derive the Bernoulli's equation.
2. Oil of specific gravity 0.8 flows through a 0.2 m diameter pipe under a pressure of 100 KPa. If the datum is 5 m below the center line of the pipe and the total energy with respect to the datum is 35 N m/N. Calculate the discharge.
3. A siphon consisting of a pipe of 15 cm diameter is used to empty kerosene oil (relative density=0.8) from tank A. The siphon discharges to the atmosphere at an elevation of 1.00 m. The oil surface in the tank is at an elevation of 4.00 m. The center line of the siphon pipe at its highest point C is at an elevation of 5.50 m. Estimate,



- (a) Discharge in the pipe
- (b) Pressure at point C.

Course Outcome 4

1. Differentiate between impulse and reaction turbine.
2. Prove that for a single jet Pelton wheel, the specific speed is given by the relation

$$N_s = 219.78 \frac{d}{D} \sqrt{\eta_o}$$

3. A Pelton wheel having semicircular buckets and working under a head of 120 m is running at 500 rpm. The discharge through the nozzle is 40 L/s and the diameter of the wheel is 50 cm. Find the following:
 - (a) The power available at the nozzle.
 - (b) Hydraulic efficiency of the wheel, if coefficient of velocity is 0.96.

Course Outcome 5

1. Distinguish between positive displacement pump and rotodynamic pump
2. Explain the phenomenon of cavitation and methods to avoid it
3. Explain the significance of NPSH in the installation of a centrifugal pump

SYLLABUS

Module 1

Fundamental concepts: Properties of fluid - density, specific weight, viscosity, surface tension, capillarity, vapour pressure, bulk modulus, compressibility, velocity, rate of shear strain, Newton's law of viscosity, Newtonian and non-Newtonian fluids, real and ideal fluids, incompressible and compressible fluids.

Module 2

Fluid statics: Atmospheric pressure, gauge pressure and absolute pressure. Pascal's Law, measurement of pressure - piezo meter, manometers, pressure gauges, energies in flowing fluid, head - pressure, dynamic, static and total head, forces on planar surfaces immersed in fluids, centre of pressure, buoyancy, equilibrium of floating bodies, metacentre and metacentric height.

Fluid kinematics and dynamics: Classification of flow - 1D, 2D and 3D flow, steady, unsteady, uniform, non-uniform, rotational, irrotational, laminar and turbulent flow, path line, streak line and stream line.

Module 3

Continuity equation, Euler's equation, Bernoulli's equation. Reynolds experiment, Reynold's number. Hagen- Poiseuille equation, head loss due to friction, friction, Darcy- Weisbach equation, Chezy's formula, compounding pipes, branching of pipes, siphon effect, water hammer transmission of power through pipes (simple problems) .

Flow rate measurements- venturi and orifice meters, notches and weirs (description only for notches, weirs and meters), practical applications, velocity measurements- Pitot tube and Pitot – static tube.

Module 4

Hydraulic turbines : Impact of jets on vanes - flat, curved, stationary and moving vanes - radial flow over vanes. Impulse and Reaction Turbines – Pelton Wheel constructional features - speed ratio, jet ratio & work done , losses and efficiencies, inward and outward flow reaction turbines- Francis turbine constructional features, work done and efficiencies – axial flow turbine (Kaplan) constructional features, work done and efficiencies, draft tubes, surge tanks, cavitation in turbines.

Module 5

Positive displacement pumps: reciprocating pump, indicator diagram, air vessels and their purposes, slip, negative slip and work required and efficiency, effect of acceleration and friction on indicator diagram (no derivations), multi cylinder pumps.

Rotary pumps: –centrifugal pump, working principle, impeller, casings, manometric head, work, efficiency and losses, priming, specific speed, multistage pumps, selection of pumps, pump characteristics.

Text Books

1. Mahesh Kumar, Fluid Mechanics and Machines, Pearson, 1st edition, 2019.
2. Pati, S., Textbook of Fluid Mechanics and Hydraulic Machines, Tata McGraw Hill, 1st Edition, 2017.

Reference Books

1. Cimbala & Cengel, Fluid Mechanics: Fundamentals and Applications (4th edition, SIE) , McGraw Hill, 2019

COURSE CONTENTS AND LECTURE SCHEDULE

No	Topic	No. of Lectures
1		
1.1	Fundamental concepts: Properties of fluid - density, specific weight, viscosity, surface tension, capillarity, vapour pressure	3
1.2	Bulk modulus, compressibility, velocity, rate of shear strain, Newton's law of viscosity	3
1.3	Newtonian and non-Newtonian fluids, real and ideal fluids, incompressible and compressible fluids.	3
2		
2.1	Fluid statics: Atmospheric pressure, gauge pressure and absolute pressure. Pascal's Law, measurement of pressure - piezo meter, manometers, pressure gauges, energies in flowing fluid	3
2.2	Head - pressure, dynamic, static and total head, forces on planar surfaces immersed in fluids, centre of pressure, buoyancy, equilibrium of floating bodies, metacentre and metacentric height.	3

2.3	Fluid kinematics and dynamics: Classification of flow -1D, 2D and 3D flow, steady, unsteady, uniform, non-uniform, rotational, irrotational, laminar and turbulent flow, path line, streak line and stream line	3
3		
3.1	Continuity equation, Euler's equation, Bernoulli's equation. Reynolds experiment, Reynold's number. Hagen- Poiseuille equation	3
3.2	Head loss due to friction, friction, Darcy- Weisbach equation, Chezy's formula, compounding pipes, branching of pipes, siphon effect, water hammer transmission of power through pipes (simple problems)	3
3.3	Flow rate measurements- venturi and orifice meters, notches and weirs (description only for notches, weirs and meters), practical applications, velocity measurements- Pitot tube and Pitot –static tube	3
4		
4.1	Hydraulic turbines: Impact of jets on vanes - flat, curved, stationary and moving vanes - radial flow over vanes	3
4.2	Impulse and Reaction Turbines – Pelton Wheel constructional features - speed ratio, jet ratio & work done, losses and efficiencies, inward and outward flow reaction turbines- Francis turbine constructional features, work done and efficiencies	3
4.3	Axial flow turbine (Kaplan) constructional features, work done and efficiencies, draft tubes, surge tanks, cavitation in turbines	3
5		
5.1	Positive displacement pumps: reciprocating pump, indicator diagram, air vessels and their purposes	3
5.2	Slip, negative slip and work required and efficiency, effect of acceleration and friction on indicator diagram (no derivations), multi cylinder pumps	3
5.3	Rotary pumps: –centrifugal pump, working principle, impeller, casings, manometric head, work, efficiency and losses, priming, specific speed, multistage pumps, selection of pumps, pump characteristics	3

MODEL QUESTION PAPER
APJ ABDUL KALAM TECHNOLOGICAL UNIVERSITY
IV SEMESTER B.TECH DEGREE EXAMINATION
MET283: FLUID MECHANICS AND MACHINERY

Maximum: 100 Marks

Duration: 3 hours

PART A

Answer all questions, each question carries 3 marks

1. Define a fluid. What is the difference between ideal and real fluid?
2. Explain the phenomena of capillarity, Obtain the expression for capillary rise of a liquid
3. Distinguish between gauge pressure and absolute pressure. Estimate in meters the depth below the surface of a lake at which the pressure is equal to twice atmospheric pressure.
4. Define and distinguish between Streamline Streak line and path line
5. Water escapes from large storage tank through a small drain hole in the bottom. If the water depth is 2m, what is the exit velocity? If a similar tank contained gasoline what would be the exit velocity?
6. Oil of specific gravity 0.8 flows through a 0.2m diameter pipe under a pressure of 100 kN/m². If the datum is 5m below the center line of the pipe and the total energy with respect to the datum is 35m, Calculate the discharge.
7. Differentiate between impulse and reaction turbine
8. Explain the functions of Draft tube
9. Define slip and percentage slip of a reciprocating pump, what are the reasons for negative slip.
10. What are the different classifications of centrifugal pump?

(10×3=30 Marks)

PART B

Answer one full question from each module

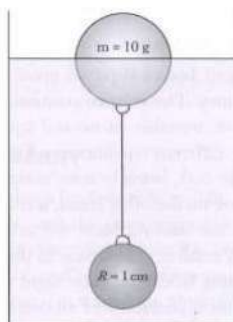
MECHANICAL ENGINEERING

MODULE-I

11. (a) Write a short note on surface tension. Derive expressions for the pressure
- within a droplet of water
 - inside a soap bubble
- (8 marks)
- (b) Define the term viscosity, on what factors does it depend and give the units in which it is expressed. (6 marks)
12. (a) A U-tube is made up of two capillaries of bores 1mm and 2.2mm respectively. The tube is held vertically with zero contact angle. It is partially filled with liquid of surface tension 0.06 N/m. If the estimated difference in the level of two menisci is 15mm, determine the mass density of the liquid. (7 marks)
- (b) A volume of 3.2 m^3 of certain oil weighs 27.5kN. Calculate its
- mass density
 - weight density
 - Specific volume
 - Specific gravity
- If the kinematic viscosity of the oil is $7 * 10^{-3}$ Stokes, what would be its dynamic viscosity in centipoises. (7 marks)

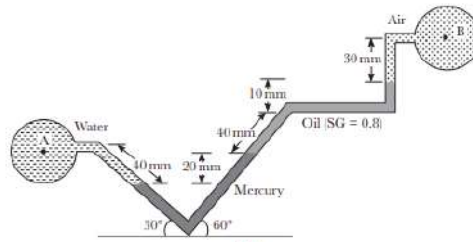
MODULE-II

13. (a) A steel ball of radius 1 cm is hanging inside the water tank by means of a string attached to a hollow plastic ball having radius 3 cm weighing 10g floating at the free surface, as shown in Fig. Determine the tension in the string and volume of the plastic ball submerged in water. Take density of the steel ball to be 7850 kg/m^3 (7 marks)

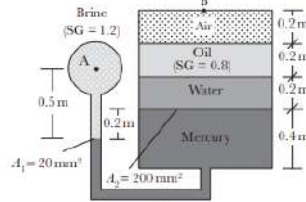


- (b) If the velocity distribution for a 2D ideal flow is given by $u = \frac{x}{2+t}$, $v = \frac{y}{1+3t}$ Obtain the equation of (a) the streamlines, (b) the pathlines, and (c) the streaklines that pass through point (1, 2) at $t = 0$. (7 marks)

14. (a) Find out the pressure difference between points A and B for the manometers shown in the figures



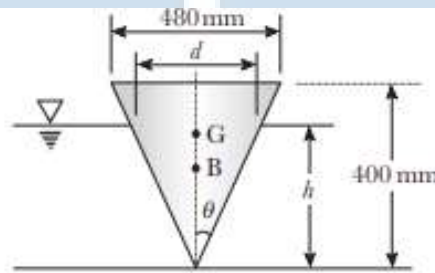
(a)



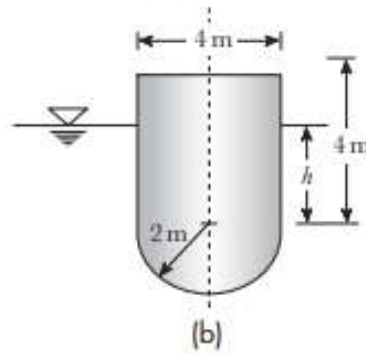
(b)

(7 marks)

- (b) Check whether the floating objects having specific gravity 0.8 shown in Fig. are stable or not.



(a)

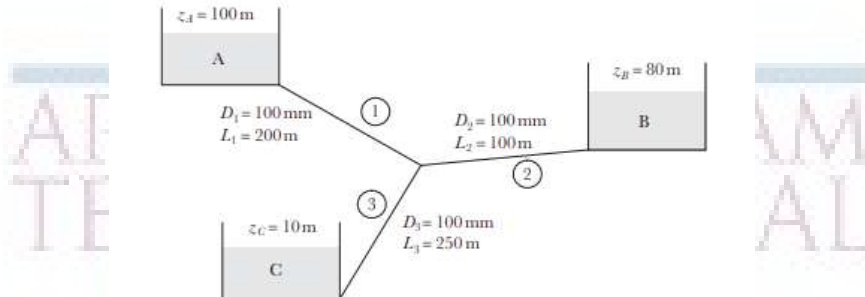


(b)

(7 marks)

MODULE-III

15. (a) The maximum velocity for the viscous flow through a 200mm diameter pipe is 3m/s. Determine the average velocity and the radial distance from the pipe axis at which it occurs. In addition, determine the velocity at 25mm from the pipe wall. (7 marks)
- (b) Determine the discharge in each branch of the pipe network shown in Fig. Assume same friction factor $f = 0.03$ in each pipe. (7 marks)



16. (a) Prove that for power transmission through pipes transmission power is maximum when head loss due to friction is one third of the power available at the inlet. (7 marks)
- (b) A 5km long water pipeline is used to transmit 200 kW of hydraulic power. If the pressure at the inlet is 6MPa and the pressure drop across the pipe length is 2MPa. Determine the pipe diameter and its transmission efficiency. Take the friction factor $f = 0.04$ (7 marks)

MODULE-IV

17. (a) A double jet Pelton wheel has a specific speed of 16 and is required to deliver 1200 kW. The turbine is supplied through a pipeline from a reservoir whose level is 380m above the nozzles. Allowing 8% for friction loss in the pipe, calculate the following:
- Speed in rpm
 - Diameter of the jet
 - Mean diameter of the bucket
- Assume $C_v = 0.98$, speed ratio = 0.46, and overall efficiency = 85% (10 marks)
- (b) Define the terms unit power, unit speed, and unit discharge with reference to a hydraulic turbine. (4 marks)
18. (a) Show that the force exerted by a fluid jet in its direction of flow on a semicircular vane is twice that exerted on a flat plate, both plates being fixed in position. (7 marks)
- (b) A Kaplan turbine runner is to be designed to develop 9000 kW. The net available head is 5.5m. Assume a speed ratio 2, flow ratio 0.65, and total efficiency 85%. The diameter of the boss is 1/3 the diameter of the runner. Find :
- Diameter of the runner.
 - Speed of the runner.
 - Specific speed of the turbine.


MODULE-V

19. (a) Draw the performance curves of a centrifugal pump. Also discuss the effect of blade outlet angles (7 marks)

(b) A centrifugal pump discharges $0.2 \text{ m}^3/\text{s}$ of water at a head of 25 m when running at a speed of 1400 rpm. The manometric efficiency is 80%. If the impeller has an outer diameter of 30 cm and width of 5 cm, determine the vane angle at the outlet. (7 marks)

20. (a) A single acting reciprocating pump of 200 mm bore and 300 mm stroke runs at 30 rpm. The suction head is 4 m and the delivery head is 15 m. Considering acceleration determine the pressure in the cylinder at the beginning and end of suction and delivery strokes. Take the value of atmospheric pressure as 10.3 m of water head. The length of suction pipe is 8 m and that of delivery pipe is 20 m. The pipe diameters are 120 mm each (7 marks)

(b) The construction details of a centrifugal pump is as follows; Impeller diameter= 50 cm Impeller width=2.5 cm Speed= 1200 rpm Suction head= 6 m Delivery head= 40 m Outlet blade angle= 30° . Manometric efficiency : 80% Overall efficiency : 75%. Determine the power required to drive the pump. Also calculate the pressures at the suction and delivery side of the pump. assume the frictional drop in suction is 2 m and in the delivery 8m and inlet swirl as zero (7 marks)



ASSESSMENT PATTERN

Bloom's taxonomy	Continuous Assessment Tests		End Semester Examination (Marks)
	Test I (Marks)	Test II (Marks)	
Remember	25	25	25
Understand	15	15	15
Apply	30	25	30
Analyze	10	10	10
Evaluate	10	15	10
Create	10	10	10

Mark distribution

Total Marks	CIE marks	ESE marks	ESE duration
150	50	100	3 Hours

Continuous Internal Evaluation (CIE) Pattern:

Attendance	10 marks
Regular class work/tutorials/assignments	15 marks
Continuous Assessment Test (Minimum 2 numbers)	25 marks

End semester pattern:- There will be two parts; Part A and Part B. Part A contain 10 questions with 2 questions from each module, having 3 marks for each question. Students should answer all questions. Part B contains 2 questions from each module of which student should answer any one. Each question can have maximum 2 sub-divisions and carry 14 marks.

Course Level Assessment Questions

Course Outcome 1 (CO1): Understand the basic chemical bonds, crystal structures and their relationship with the properties.

1. Why ionic and covalent bonded materials are poor conductors? Draw electronic configurations.
2. Correlate the strength of an element with atomic number.
3. What kind of bonding you expect in the following materials: NaCl, Cadmium Telluride and Bronze.
4. Explain how grain size influences the strength of a metal

Course Outcome 2 (CO2): How to quantify failure of materials.

1. Explain the factors affecting the fatigue strength?
2. Explain the effects of crystalline and non-crystalline structure on strength of a metal.
3. What are the roles of surface defects on crack propagation?
4. A small hole is drilled through a steel plate ahead of a crack, whether it can stop the crack's progress until repairs can be made or not? Explain in detail and derive the equation
5. Explain the effect of impact loading on ductile materials

Course Outcome 3 (CO3): Given a hypothetical or real problem with an electronic materials device or process, explain the cause of the problem and propose solutions.

1. Explain why nichrome and not copper is used as a heating element.
2. Why does the conductivity of a semiconductor change with impurity content? Compare this with the behavior of metallic conductors.
3. Explain why lead and zinc with an even number of electrons in the outer shell and a full valence band are conductors.
4. When ice melts into water, the dielectric constant increases, in contrast to the decrease observed during the melting of HCl. Explain why this is so.

Course Outcome 4 (CO4): Understand how materials interact at the nanoscale

1. What is the concept of nano? Correlate the significance of dislocation density to single crystal silicon ICs used in electronic industry.
2. Explain touch screens
3. Explain flexible electronic circuits

Course Outcome 5 (CO5): Define and differentiate engineering materials on the basis of structure and properties for engineering applications

1. Explain the slip systems of BCC, FCC and HCP. Why BCC and HCP exhibit brittle nature and FCC ductile nature?
2. Explain in detail the different strengthening mechanisms of metallic crystals
3. Explain why Aluminum used in long distance transmission lines cannot be strengthened by solid solution.
4. Explain the attributes of surface breakdown of an insulator

SYLLABUS**MODULE - I**

Earlier and present development of atomic structure- primary bonds: - secondary bonds - earlier and present development of atomic structure- primary bonds: - secondary bonds - classification of engineering materials- levels of structure- crystallography- structure-property relationships in materials - classification of engineering materials.

MODULE - II

Miller indices: - modes of plastic deformation - structure determination by X-ray diffraction - Classification of crystal imperfections- Diffusion in solids, fick's laws - dislocation density - mechanism of crystallization: homogeneous and heterogeneous nuclei formation - Hall - Petch theory.

MODULE - III

Phase diagrams: - Limitations of pure metals and need of alloying - classification of alloys, solid solutions, Hume Rothery's rule - strengthening mechanisms- Fatigue: - Stress cycles – fatigue tests, S-N curve - Ductile to brittle transition temperature (DBTT) in steels - Creep: Creep curves – creep tests - Super plasticity - introduction to super alloys.

MODULE - IV

Composites:- fiber and composite phase - polymer matrix composites - metal matrix composites - ceramic matrix composites - dielectric materials- conductors - resistor materials.

MODULE - V

Superconducting phenomenon - semi conductors- fabrication of integrated circuits - semiconductor devices.

Text Books

1. Callister William. D., Material Science and Engineering, John Wiley, 2014
2. Raghavan V, Material Science and Engineering, Prentice Hall, 2004

Reference

1. Avner H Sidney, Introduction to Physical Metallurgy, Tata McGraw Hill, 2009
2. Anderson J.C. *et.al.*, Material Science for Engineers, Chapman and Hall, 1990
3. Dieter George E, Mechanical Metallurgy, Tata McGraw Hill, 1976

MODEL QUESTION PAPER**MATERIAL SCIENCE & TECHNOLOGY - MET 285****Max. Marks : 100****Duration : 3 Hours****Part – A****Answer all questions.****Answer all questions, each question carries 3 marks**

1. NASA's *Parker Solar Probe* will be the first-ever mission to "touch" the Sun. The spacecraft, about the size of a small car, will travel directly into the Sun's atmosphere about 4 million miles from the earth surface. Postulate the coolant used in the parker solar probe with chemical bonds.
2. Distinguish between crystal and non crystalline materials.
3. What is the driving force for diffusion?
4. What are the roles of surface imperfections on crack initiation?
5. What is the grain size preferred for creep applications? Why
6. Explain the attributes of DBTT
7. Make a list of at least four different sports implements that are made of or contain composites
8. What is the distinction between matrix and dispersed phases in a composite material?
9. Specify three elements that you would add to pure silicon to make it an extrinsic semiconductor of (i) the *n*-type, and (ii) the *p*-type.
10. Explain why nichrome and not copper is used as a heating element

PART -B**Answer one full question from each module.****Module -1**

11. Calculate the APF of SC, BCC and FCC (14 marks).

OR

12. Distinguish between characteristics of ionic, covalent ad metallic bonds (14 marks).

Module -2

13. Explain the effect of: (i) Grain size; (ii) Grain size distribution and (iii) Grain orientation (iv) Grain shape on strength and creep resistance with neat sketches. Attributes of Hall-Petch equation and grain boundaries (14 marks).

OR

14. Distinguish between homogeneous and heterogeneous nuclei formation (14 marks).

Module -3

15. Postulate with neat sketches, why 100 % pure metals are weaker? What are the primary functions of alloying? Explain the fundamental rules governing the alloying with neat sketches and how is it accomplished in substitution and interstitial solid solutions? (14 marks).

OR

16. Explain fatigue test and attributes of S-N curve (14 marks).

Module -4

17. For a polymer-matrix fiber-reinforced composite, (a) list three functions of the matrix phase; (b) Compare the desired mechanical characteristics of matrix and fiber phases; and (c) cite two reasons why there must be a strong bond between fiber and matrix at their interface (14 marks).

OR

18. The dielectric constant of polyethylene is independent of temperature, while that of polyvinylchloride is not. Explain this difference in behavior on the basis of their monomer structures (14 marks).

Module -5

19. (a) Derive the kinetic energy of free electrons as a function of their wave number (7 marks).

(b) The resistivity of silver at room temperature is 1.6×10^{-8} ohm m. Calculate the collision Time for electron scattering (7 marks).

OR

20. (a). Explain why lead and zinc with an even number of electrons in the outer shell and a full valence band are conductors (7 marks).

(b). Calculate the fraction of holes present at 300 K in silicon doped with indium. The acceptor level is 0.16 eV above the top of the valence band (7 marks).

Course content and lecture schedules.

Module	TOPIC	No. of hours	Course outcomes
1.1	Earlier and present development of atomic structure; correlation of atomic radius to strength; electron configurations; - Primary bonds: - characteristics of covalent, ionic and metallic bond - properties from bonding.	2	CO1
1.2	Secondary bonds: - classification- hydrogen bond and anomalous behavior of ice float on water, application- specific heat, applications.	2	
1.3	Classification of engineering materials- levels of structure-crystallography:- crystal, space lattice, unit cell- APF of BCC, FCC, HCP structures.	2	
1.4	short and long range order - non crystalline - structure-property relationships in materials.	1	
2.1	Miller indices: - crystal plane and direction - attributes of miller indices for slip system, brittleness of BCC, HCP and ductility of FCC - modes of plastic deformation: - slip and twinning - structure determination by X-ray diffraction.	3	CO1 CO2
2.2	Classification of crystal imperfections: - types of point and dislocations.- Diffusion in solids, fick's laws, mechanisms, applications - dislocation density and attributes of nano structures.	3	

2.3	Mechanism of crystallization: Homogeneous and heterogeneous nuclei formation, under cooling, dendritic growth, grain boundary irregularity.	1	CO1
2.4	Effects of grain size, grain size distribution, grain shape, grain orientation on dislocation/strength and creep resistance - Hall - Petch theory.	2	CO2
3.1	Phase diagrams: - Limitations of pure metals and need of alloying - classification of alloys, solid solutions, Hume Rothery's rule - strengthening mechanisms.	3	CO2 CO5
3.2	Fatigue: - Stress cycles – Primary and secondary stress raisers - Characteristics of fatigue failure, fatigue tests, S-N curve attributes.	2	
3.3	Factors affecting fatigue strength: stress concentration, size effect, surface roughness, change in surface properties, surface residual stress - Ways to improve fatigue life.	2	
3.4	Ductile to brittle transition temperature (DBTT) in steels -Creep: Creep curves – creep tests - Super plasticity - introduction to nickel based super alloys, characteristics and applications.	2	
4.1	Composites:- fiber and composite phase - polymer matrix composites - metal matrix composites - ceramic matrix composites	2	CO1 CO2
4.2	Dielectric materials:- polarization, temperature and frequency effects, electric breakdown, ferroelectric materials.	3	CO1 CO2
4.3	Conductors: - the resistivity range, free electron theory.	2	
4.4	Conduction by free electrons, conductor and resistor materials.	2	
5.1	Superconducting phenomenon, Type I and Type II superconductors, potential applications.	3	CO3
5.2	Semi conductors:- energy gap in solids, intrinsic and extrinsic semiconductors, semiconductor materials.	2	
5.3	Fabrication of integrated circuits: - production of metallurgical grade silicon, semiconductor grade silicon, single crystal growth, wafer manufacture, oxidation, photolithography, doping.	3	CO4
5.4	Ion implantation, epitaxial growth, metallization.	1	
5.5	Some semiconductor devices: - junction diodes, lasers and transistor, photon detectors.	2	CO4



SEMESTER -4

CODE	COURSE NAME	CATEGORY	L	T	P	CREDIT
MET202	ENGINEERING THERMODYNAMICS	PCC	3	1	-	4

Preamble :

Thermodynamics is the study of energy . Without energy life cannot exist. Activities from breathing to the launching of rockets involves energy transactions and are subject to thermodynamic analysis. Engineering devices like engines, turbines, refrigeration and air conditioning systems, propulsion systems etc., work on energy transformations and must be analysed using principles of thermodynamics. So, a thorough knowledge of thermodynamic concepts is essential for a mechanical engineer. This course offers an introduction to the basic concepts and laws of thermodynamics.

Prerequisite : NIL

Course Outcomes :

After completion of the course the student will be able to

CO1	Understand basic concepts and laws of thermodynamics
CO2	Conduct first law analysis of open and closed systems
CO3	Determine entropy and availability changes associated with different processes
CO4	Understand the application and limitations of different equations of state
CO5	Determine change in properties of pure substances during phase change processes
CO6	Evaluate properties of ideal gas mixtures

Mapping of course outcomes with program outcomes

	PO1	PO2	PO3	PO4	PO5	PO6	PO7	PO8	PO9	PO10	PO11	PO12
CO1	2	2										2
CO2	2	2	1	1								1
CO3	3	3	2	2								1
CO4	2	2	2	2								1
CO5	3	3	2	1								1
CO6	3	3	2	2								1

Assessment Pattern

Blooms Category	CA			ESA
	Assignment	Test - 1	Test - 2	
Remember	25	20	20	10
Understand	25	40	40	20
Apply	25	40	40	70
Analyse	25			
Evaluate				
Create				

Continuous Internal Evaluation Pattern:

Attendance : 10 marks

Continuous Assessment Test (2 numbers) : 25 marks

Assignment/Quiz/Course project : 15 marks

Mark distribution & Duration of Examination :

Total Marks	CA	ESE	ESE Duration
150	50	100	3 Hours

End semester pattern:

There will be two parts; Part A and Part B. Part A contain 10 questions with 2 questions from each module, having 3 marks for each question. Students should answer all questions. Part B contains 2 questions from each module of which student should answer any one. Each question can have maximum 2 sub-divisions and carry 14 marks.

COURSE LEVEL ASSESSMENT QUESTIONS**Course Outcome 1**

1. Discuss the limitations of first law of thermodynamics.
2. Second law of thermodynamics is often called a directional law . Why?
3. Explain Joule-Kelvin effect. What is the significance of the inversion curve ?

Course Outcome 2

1. A mass of 2.4 kg of air at 150 kPa and 12°C is contained in a gas – tight, frictionless piston – cylinder device. The air is now compressed to a final pressure of 600 kPa . During this process, heat is transferred from the air such that the temperature inside the cylinder remains constant. Calculate the work input during this process.
2. Carbon dioxide enters an adiabatic nozzle steadily at 1 MPa and 500°C with a mass flow rate of 600 kg/hr and leaves at 100 kPa and 450 m/s. The inlet area of the nozzle is 40 cm². Determine (a) the inlet velocity and (b) the exit temperature
3. A vertical piston – cylinder device initially contains 0.25 m³ of air at 600 kPa and 300°C. A valve connected to the cylinder is now opened and air is allowed to escape until three-quarters of the mass leave the cylinder at which point the volume is 0.05 m³. Determine the final temperature in the cylinder and the boundary work during this process.

Course Outcome 3

1. An adiabatic vessel contains 2 kg of water at 25°C. By paddle – wheel work transfer, the temperature of water is increased to 30°C. If the specific heat of water is assumed to be constant at 4.186 kJ/kg.K, find the entropy change of the universe.

2. Two kilograms of water at 80°C is mixed adiabatically with 3 kg of water at 30°C in a constant pressure process at 1 atm. Find the increase in entropy of the total mass of water due to the mixing process.

3. Argon enters an insulated turbine operating under steady state at 1000°C and 2 MPa and exhausts at 350 kPa. The mass flow rate is 0.5 kg/s and the turbine develops power at the rate of 120 kW. Determine (a) the temperature of the argon at the turbine exit, (b) the irreversibility of the turbine and (c) the second law efficiency. Neglect KE and PE effects. Take $T_o = 20^{\circ}\text{C}$ and $P_o = 1 \text{ bar}$

Course Outcome 4

1. What are the limitations of ideal gas equation and how does Van der Waals equation overcome these limitations ?
2. Discuss law of corresponding states and its role in the construction of compressibility chart.
3. A rigid tank contains 2 kmol of N_2 and 6 kmol of CH_4 gases at 200 K and 12 MPa. Estimate the volume of the tank, using (a) ideal gas equation of state (b) the compressibility chart and Amagat's law

Course Outcome 5

1. Steam is throttled from 3 MPa and 600°C to 2.5 MPa. Determine the temperature of the steam at the end of the throttling process.
2. Determine the change in specific volume, specific enthalpy and quality of steam as saturated steam at 15 bar expands isentropically to 1 bar. Use steam tables
3. Estimate the enthalpy of vapourization of steam at 500 kPa, using the Clapeyron equation and compare it with the tabulated value

Course Outcome 6

1. A gaseous mixture contains, by volume, 21% nitrogen, 50% hydrogen and 29% carbon dioxide. Calculate the molecular weight of the mixture, the characteristic gas constant of the mixture and the value of the reversible adiabatic expansion index - γ . At 10°C , the C_p values of nitrogen, hydrogen and carbon dioxide are 1.039, 14.235 and 0.828 kJ/kg.K respectively.
2. A mixture of 2 kmol of CO_2 and 3 kmol of air is contained in a tank at 199 kPa and 20°C . Treating air to be a mixture of 79% N_2 and 21% O_2 by volume, calculate (a) the individual mass of CO_2 , N_2 and O_2 , (b) the percentage content of carbon by mass in the mixture and (c) the molar mass, characteristic gas constant and the specific volume of the mixture
3. A gas mixture in an engine cylinder has 12% CO_2 , 11.5% O_2 and 76.5% N_2 by volume. The mixture at 1000°C expands reversibly, according to the law $PV^{1.25} = \text{constant}$, to 7 times its initial volume. Determine the work transfer and heat transfer per unit mass of the mixture.

SYLLABUS

Module 1: Role of Thermodynamics and its applications in Engineering and Science –Basic Concepts Macroscopic and Microscopic viewpoints, Concept of Continuum, Thermodynamic System and Control Volume, Surrounding, Boundaries, Types of Systems, Universe, Thermodynamic properties, Process, Cycle, Thermodynamic Equilibrium, Quasi – static Process, State, Point and Path function. Zeroth Law of Thermodynamics, Measurement of Temperature, reference Points, Temperature Scales.

Module 2: Energy - Work - Pdv work and other types of work transfer, free expansion work, heat and heat capacity. Joule's Experiment- First law of Thermodynamics - First law applied to Non flow Process- Enthalpy- specific heats- PMM1, First law applied to Flow Process, Mass and Energy balance in simple steady flow process. Applications of SFEE, Transient flow –Filling and Emptying Process, Limitations of the First Law.

Module 3: Second Law of Thermodynamics, Thermal Reservoir, Heat Engine, Heat pump – Kelvin-Planck and Clausius Statements, Equivalence of two statements, Reversibility, Irreversible Process, Causes of Irreversibility, PMM2, Carnot's theorem and its corollaries, Absolute Thermodynamic Temperature scale. Clausius Inequality, Entropy- Entropy changes in various thermodynamic processes, principle of increase of entropy and its applications, Entropy generation, Entropy and Disorder, Reversible adiabatic process- isentropic process, Third law of thermodynamics, Available Energy, Availability and Irreversibility- Second law efficiency.

Module 4: Pure Substances, Phase Transformations, Triple point, properties during change of phase, T-v, p-v and p-T diagram of pure substance, p-v-T surface, Saturation pressure and Temperature, T-h and T-s diagrams, h-s diagrams or Mollier Charts, Dryness Fraction, steam tables. Property calculations using steam tables. The ideal Gas Equation, Characteristic and Universal Gas constants, Deviations from ideal Gas Model: Equation of state of real substances, Vander Waals Equation of State, Virial Expansion, Compressibility factor, Law of corresponding state, Compressibility charts.

Module 5: Mixtures of ideal Gases – Mole Fraction, Mass fraction, Gravimetric and volumetric Analysis, Dalton's Law of partial pressure, Amagat's Laws of additive volumes, Gibbs-Dalton's law Equivalent Gas constant and Molecular Weight, Properties of gas mixtures: Internal Energy, Enthalpy, specific heats and Entropy, Introduction to real gas mixtures- Kay's rule. General Thermodynamic Relations – Combined First and Second law equations – Helmholtz and Gibb's functions - Maxwell's Relations, Tds Equations. The Clapeyron Equation, equations for internal energy, enthalpy and entropy, specific heats, Throttling process, Joule Thomson Coefficient, inversion curve.

Text Books

1. P. K. Nag, Engineering Thermodynamics, McGraw Hill, 2013
2. E. Rathakrishnan Fundamentals of Engineering Thermodynamics, PHI, 2005
3. Y. A. Cengel and M. A. Boles, Thermodynamics an Engineering Approach, McGraw Hill, 2011


Reference Books:

1. Moran J., Shapiro N. M., Fundamentals of Engineering Thermodynamics, Wiley, 2006
2. R. E. Sonntag and C. Borgnakke, Fundamentals of Thermodynamics, Wiley, 2009
3. Holman J. P. Thermodynamics, McGraw Hill, 2004
4. M. Achuthan, Engineering Thermodynamics, PHI, 2004

COURSE PLAN

Module	Topics	Hours Allotted
1	Role of Thermodynamics and it's applications in Engineering and Science – Basic Concepts Macroscopic and Microscopic viewpoints, Concept of Continuum, Thermodynamic System and Control Volume, Surrounding, Boundaries, Types of Systems, Universe	1L
	Thermodynamic properties, Process, Cycle, Thermodynamic Equilibrium, Quasi – static Process, State, Point and Path function.	1L
	Zerth Law of Thermodynamics, Measurement of Temperature, reference Points, Temperature Scales.	2L + 1T
2	Energy - Work - Pdv work and other types of work transfer, free expansion work, heat and heat capacity.	2L + 1T
	Joule's Experiment- First law of Thermodynamics - First law applied to Non flow Process- Enthalpy- specific heats- PMM1	2L + 1T
	First law applied to Flow Process, Mass and Energy balance in simple steady flow process. Applications of SFEE	2L + 1T
	Transient flow –Filling and Emptying Process, Limitations of the First Law.	1L + 1T
3	Second Law of Thermodynamics, Thermal Reservoir, Heat Engine, Heat pump – Kelvin-Planck and Clausius Statements, Equivalence of two statements	2L
	Reversibility, Irreversible Process, Causes of Irreversibility, PMM2, Carnot's theorem and its corollaries, Absolute Thermodynamic Temperature scale.	2L + 1T
	Clausius Inequality, Entropy- Entropy changes in various thermodynamic processes, principle of increase of entropy and its applications, Entropy generation, Entropy and Disorder, Reversible adiabatic process- isentropic process, Third law of thermodynamics	2L + 1T
	Available Energy, Availability and Irreversibility- Second law efficiency.	2L + 1T
	Pure Substances, Phase Transformations, Triple point, properties during change of phase, T-v, p-v and p-T diagram of pure substance, p-v-T surface,	2L

4	Saturation pressure and Temperature, T-h and T-s diagrams, h-s diagrams or Mollier Charts, Dryness Fraction, steam tables. Property calculations using steam tables	2L + 1T
	The ideal Gas Equation, Characteristic and Universal Gas constants, Deviations from ideal Gas Model: Equation of state of real substances, Vander Waals Equation of State, Virial Expansion, Compressibility factor, Law of corresponding state, Compressibility charts.	2L + 1T
5	Mixtures of ideal Gases – Mole Fraction, Mass fraction, Gravimetric and volumetric Analysis, Dalton's Law of partial pressure, Amagat's Laws of additive volumes, Gibbs-Dalton's law.	2L
	Equivalent Gas constant and Molecular Weight, Properties of gas mixtures: Internal Energy, Enthalpy, specific heats and Entropy	1L + 1T
	Introduction to real gas mixtures- Kay's rule	1L
	General Thermodynamic Relations – Combined First and Second law equations – Helmholtz and Gibb's functions - Maxwell's Relations	2L
	Tds Equations. The Clapeyron Equation, equations for internal energy, enthalpy and entropy, specific heats, Throttling process, Joule Thomson Coefficient, inversion curve.	2L + 1T



MODEL QUESTION PAPER

APJ ABDUL KALAM TECHNOLOGICAL UNIVERSITY
FOURTH SEMESTER B.TECH DEGREE EXAMINATION

Course Code : MET202

Course Name : ENGINEERING THERMODYNAMICS

(Permitted to use Steam Tables and Mollier Chart)

Max. Marks : 100

Duration : 3 Hours

Part – A

Answer all questions.

1. Define thermodynamics. List a few of its applications
2. Differentiate between intensive and extensive properties.
3. Differentiate between heat and work.
4. Explain system approach and control volume approach as applied in the analysis of a flow process.
5. An inventor claims to have developed an engine that delivers 26 kJ of work using 82 kJ of heat while operating between temperatures 120°C and 30°C. Is his claim valid ? Give the reason for your answer.
6. Show that two reversible adiabatics cannot intersect
7. Define (i) critical point and (ii) triple point, with respect to water
8. Why do real gases deviate from ideal gas behaviour? When do they approach ideal behaviour?
9. Define Helmholtz function and Gibbs function and state their significance
10. Explain Kay's rule of real gas mixtures

(3 x 10 = 30 marks)

Part – B

Answer one full question from each module.

Module - 1

- 11.a] Explain macroscopic and microscopic approach to thermodynamics .

(7 marks)

- b] With the aid of a suitable diagram, explain the working of constant volume gas thermometer. (7 marks)

OR

- 12.a] What is meant by thermodynamic equilibrium ? What are the essential conditions for a system to be in thermodynamic equilibrium ? (7 marks)
- b] Express the temperature of 91°C in (i) Farenhiet (ii) Kelvin (iii) Rankine. (7 marks)

Module – 2

- 13.a] A mass of 2.4 kg of air at 150 kPa and 12°C is contained in a gas – tight, frictionless piston – cylinder device. The air is now compressed to a final pressure of 600 kPa . During this process, heat is transferred from the air such that the temperature inside the cylinder remains constant. Calculate the work input during this process. (7 marks)
- b] A 2 m^3 rigid tank initially contains air at 100 kPa and 22°C . The tank is connected to a supply line through a valve. Air is flowing in the supply line at 600 kPa and 22°C . The valve is opened, and air is allowed to enter the tank until the pressure in the tank reaches the line pressure, at which point the valve is closed. A thermometer placed in the tank indicates that the air temperature at the final state is 77°C . Determine, (i) the mass of air that has entered the tank and (ii) the amount of heat transfer. (7 marks)

OR

- 14.a] A turbine operates under steady flow conditions, receiving steam at the following conditions : pressure 1.2 MPa, temperature 188°C , enthalpy 2785 kJ/kg, velocity 33.3 m/s and elevation 3m. The steam leaves the turbine at the following conditions : pressure 20 kPa, enthalpy 25kJ/kg, velocity 100 m/s, and elevation 0 m. Heat is lost to the surroundings at the rate of 0.29 kJ/s. If the rate of steam flow through the turbine is 0.42 kg/s, what is the power output of the turbine in kW ? (7 marks)
- b] State the general energy balance equation for an unsteady flow system and from it, derive the energy balance equation for a bottle filling process, stating all assumptions. (7 marks)

Module – 3

- 15.a] State the Kelvin-Planck and Clausius statements of the second law of thermodynamics and prove their equivalence. (7 marks)
- b] A heat engine operating between two reservoirs at 1000 K and 300 K is used to drive a heat pump which extracts heat from the reservoir at 300 K at a rate twice that at which the engine rejects heat to it. If the efficiency of the engine is 40 % of the maximum possible and the COP of the heat pump is 50 % of the maximum possible, what is the temperature of the reservoir to which the heat pump rejects heat ? What is the rate of heat rejection from the heat pump, if the rate of heat supply to the engine is 50kW ? (7 marks)

OR

- 16.a] A house is to be maintained at 21°C during winter and at 26°C during summer. Heat leakage through the walls, windows and roof is about 3000 kJ/hr per degree temperature difference between the interior of the house and the environment. A reversible heat pump is proposed for realising the desired heating and cooling. What is the minimum power required to run the heat pump in the reverse, if the outside temperature during summer is 36°C? Also find the lowest environment temperature during winter for which the inside of the house can be maintained at 21°C consuming the same power. (7 marks)
- b] Air enters a compressor in steady flow at 140 kPa, 17°C and 70 m/s and leaves at 350 kPa, 127°C and 110 m/s. The environment is at 100 kPa and 7°C. Calculate per kg of air (a) the actual work required (b) the minimum work required and (c) the irreversibility of the process. (7 marks)

Module – 4

- 17.a] Show the constant pressure transformation of unit mass of ice at atmospheric pressure and -20°C to superheated steam at 220°C on P-v, T-v and P-T coordinate systems and explain their salient features. (7 marks)
- b] A rigid vessel of volume 0.3 m³ contains 10 kg of oxygen at 300 K. Using (i) the perfect gas equation and (ii) the Van der Waal's equation of state, determine the pressure of oxygen in the vessel. Take the Van der Waal's constants for oxygen as $a = 0.1382 \text{ m}^6 \text{ Pa/ mol}^2$ and $b = 0.03186 \text{ m}^3/\text{ kmol}$. (7 marks)
- OR
- 18.a] Steam at 25 bar and 300°C expands isentropically to 5 bar. Calculate the change in enthalpy, volume and temperature of unit mass of steam during this process using steam tables and Mollier chart and compare the values (7 marks)
- b] Explain law of corresponding states and its significance to the generalized compressibility chart. (7 marks)

Module – 5


- 19.a] Derive the expressions for the equivalent molecular weight and characteristic gas constant for a mixture of ideal gases. (6 marks)
- b] 0.5 kg of Helium and 0.5 kg of Nitrogen are mixed at 20°C and at a total pressure of 100 kPa. Find (i) volume of the mixture (ii) partial volumes of the components (iii) partial pressures of the

components (iv) the specific heats of the mixture and (v) the gas constant of the mixture. Take ratio of specific heats for Helium and Nitrogen to be 1.667 and 1.4 respectively. (8 marks)

OR

20.a] 2 kg of carbon dioxide at 38°C and 1.4 bar is mixed with 5 kg of nitrogen at 150°C and 1.03 bar to form a mixture at a final pressure of 70 kPa. The process occurs adiabatically in a steady flow apparatus. Calculate the final temperature of the mixture and the change in entropy during the mixing process. Take specific heat at constant pressure for CO₂ and N₂ as 0.85 kJ/kg.K and 1.04 kJ/kg respectively. (7 marks)

b] Derive the Maxwell relations. Explain their significance? (7 marks)



Assessment Pattern

Bloom's taxonomy	Continuous Assessment Tests		End Semester Examination (Marks)
	Test I (Marks)	Test II (Marks)	
Remember	25	25	25
Understand	15	15	15
Apply	30	25	30
Analyse	10	10	10
Evaluate	10	15	10
Create	10	10	10

Mark distribution

Total Marks	CIE marks	ESE marks	ESE duration
150	50	100	3 Hours

Continuous Internal Evaluation (CIE) Pattern:

Attendance	10 marks
Regular class work/tutorials/assignments	15 marks
Continuous Assessment Test (Minimum 2 numbers)	25 marks

End semester pattern:- There will be two parts; Part A and Part B. Part A contain 10 questions with 2 questions from each module, having 3 marks for each question. Students should answer all questions. Part B contains 2 questions from each module of which student should answer any one. Each question can have maximum 2 subdivisions and carry 14 marks.

COURSE LEVEL ASSESSMENT QUESTIONS**Part -A**

Course Outcome 1 (CO1): - Illustrate the basic principles of foundry practices and special casting processes, their Advantages, Limitations and Applications

1. Why draft allowances are important for patterns.
2. What are the importances of permeability of molding sand?
3. How runner extension is helpful for good casting quality.
4. Internal corners are more prone to solidification shrinkages than external corners. Explain?
5. Which of the casting processes would be suitable for making small toys in large numbers? Why?

Course Outcome 2 (CO2):

Categorize welding processes according to welding principle and material

1. Why is the quality of welds produced by submerged arc welding very good?
2. What does the strength of a weld nugget in resistance spot welding depends on?
3. What is the strength of a welded joint inferior or superior to the parent metal? Why?
4. Why some joints may have to be preheated prior to welding.

Part -B

Course Outcome 3 (CO3): Understand requirements to achieve sound welded joint while welding different similar and dissimilar engineering materials.

1. Assume that you are asked to inspect a weld for a critical application. Describe the procedure you would follow. If you find a flaw during your inspection, how would you go about determining whether or not this flaw is important for the particular application?
2. In the building of large ships, there is a need to weld large sections of steel together to form a hull, for this application, which welding process would you select? Why?

Course Outcome 4 (CO4): Student will estimate the working loads for pressing, forging, wire drawing etc. processes

1. How can you tell whether a certain part is forged or cast? Describe the features that you would investigate to arrive at a conclusion.
2. Two solid cylindrical specimens A and B, made of a perfectly plastic material, are being forged with friction and isothermally at room temperature to a reduction in height of 50%. specimen A has a height of 2 inch and cross sectional area of 1 square inch, and specimen B has a height of 1 inch and a cross sectional area of 2 square inch will the work done be the same for the two specimens? Explain.

Course Outcome 5 (CO5): Recommend appropriate part manufacturing processes when provided a set of functional requirements and product development constraints.

1. Many missile components are made by spinning. What other methods would you use to make missile components if spinning process were not available? Describe the relative advantages and limitations of each method.
2. Suggest a suitable casting process for making an engine piston with Aluminum alloy. What type of mould can be used?
3. Suggest and explain a suitable welding method for welding railway tracks for trains.
4. Suggest a suitable manufacturing process for screw jack, postulate the fundamentals.

SYLLABUS**Module I**

Casting:-Characteristics of sand - patterns- cores- chaplets- simple problems- solidification of metals and Chvorinov's rule - Elements of gating system- risering -chills –simple problems- Special casting process- Defects in castings- Super alloy Production Methods.

Module II

Welding:-welding metallurgy-heat affected zone- grain size and hardness- stress relieving- joint quality -heat treatment of welded joints - weldability - destructive and non destructive tests of welded joints-

Thermit welding, friction welding - Resistance welding: HAZ, process and correlation of process parameters with welded joints - applications of each welding process- Arc welding:-HAZ, process and correlation of process parameters with welded joints- simple problems - applications of each welding process - Oxyacetylene welding:-chemistry, types of flame and its applications - brazing- soldering - adhesive bonding.

Module III

Rolling:- principles - types of rolls and rolling mills - mechanics of flat rolling-Defects-vibration and chatter - flat rolling -miscellaneous rolling process- simple problems - Bulk deformation of metals :- State of stress; yield criteria of Tresca, von Mises, comparisons; Flow rules; power and energy deformations; Heat generation and heat transfer in metal forming process.

Module IV

Forging: methods analysis, applications, die forging, defects in forging - simple problems - Metal extrusion:- metal flow, mechanics of extrusion, miscellaneous process, defects, simple problems, applications - Wire, Rod, and tube drawing:- mechanics of rod and wire drawing, simple problems, drawing defects - swaging, applications – deep drawing.

Module V

Locating and clamping methods- locating methods- locating from plane, circular, irregular surface. Locating methods and devices- simple problems - Basic principles of clamping -Sheet metal operations- Press tool operations-Tension, Compression, tension and compression operations - applications - Fundamentals of die cutting operations - simple problems - types of die construction.

Text Books

1. Donalson Cyril, LeCain, Goold, Ghose:- Tool design, McGraw Hill.
2. Serope Kalpakjian, Steven R. Schmid - Manufacturing Engineering and Technology, Pearson.

Reference

1. Joseph R. Davis, S. L. Semiatin, American Society for Metals - ASM Metals Handbook, Vol. 14 Forming and Forging ASM International (1989).
2. Peter Beeley, Foundry Technology, Butterworth-Heinemann
3. Rao P.N., Manufacturing Technology, Volume -1, Tata McGraw Hill.
4. Taylan Altan, Gracious Ngaile, Gangshu Shen - Cold and Hot Forging Fundamentals and Applications - ASM International (2004).
5. Matthew J. Donachie, Stephen J. Donachie, Super alloys A Technical Guide, Second Edition, 2002 ASM International.

MODEL QUESTION PAPER

MANUFACTURING PROCESS - MET 204

Max. Marks : 100

Duration : 3 Hours

Part – A

Answer all questions, each question carries 3 marks

1. Why does porosity have detrimental effects on the mechanical properties of castings? Which physical properties like thermal and electrical conductivity also are affected by porosity? explain

2. Large parts cannot be manufactured by the centrifugal casting, comment on the statement.
3. What does the strength of a weld nugget in resistance spot welding depends on?
4. Explain how the atmosphere around the work piece affect the weld obtained in electron beam welding.
5. What is the importance of roll velocity and strip velocity?
6. Explain a suitable rolling process for making threaded fasteners.
7. Explain why forged parts withstand high loads compared to cast parts.
8. Explain why the die pressure in drawing process decreases towards the exit of the die.
9. What is the basic rule for applying clamping forces?
10. What is generally used as the basic reference plane for locating?

PART -B

Answer one full question from each module.

MODULE – 1

11. What is gating ratio? What considerations affect its selection? What are the typical gating ratios for the following applications? (a) Grey iron bed castings made in cast steel, (b) Valve body castings made in cast steel, (c) Aluminum pistons for automobiles, (d) Large gun metal bushes for bearings (14 marks).

OR

12. Explain different types of casting defects in detail with effects of each defect on quality of the casting (14 marks).

MODULE – 2

13. a. Two plates were welded together and then the strength of the joint was tested. It is found that the weld was stronger than either of the plates. Do you think that the statement is incorrect? Postulate, giving valid reasons with neat sketches (7 marks).
b. what are the methods available for controlling the distortions in welded assembly structure? Describe their relative effects and application(7 marks).

OR

14. a. Two 1-mm thick, flat Copper sheets are being spot welded using a current of 5000A and a current flow time of $t=0.18$ seconds the electrodes are 5mm in diameter. Estimate the heat generated in the weld zone (7 marks).
b. Explain why some joints may have to be preheated prior to welding? If the parts to be welded are preheated, is the likelihood that porosity will form increased or decreased? Explain(7 marks).

MODULE – 3

15. a. An annealed Copper strip 228mm wide and 25mm thick is rolled to a thickness 20mm in one pass. The roll radius is 300mm and the rolls rotate at 100rpm. Calculate the roll force and the power required in this operation (7 marks).
b. A 100mm square billet is to be rolled into a rod of 12.5mm diameter. Draw the sequence of operations (7 marks).

OR

16. Explain the yield criteria of Tresca, von Mises and compare each other (14 marks).

MODULE – 4

17. a. Explain why crankshaft of an automobile is manufactured by forging and not by casting (7 marks).
 b. Estimate the limiting drawing ratio that you would expect from a sheet metal that, when stretched by 23 percentages in length, decreases in thickness by 10 percentages (7 marks).

OR

18. a. Assume that you are reducing the diameter of two round rods, one by simple tension and the other by indirect extrusion. Which methods would be better? Explain (7 marks).
 b. A cylindrical specimen made of annealed 4135 steel has a diameter of 6 inches and is 4inch high. It is upset by open die forging with flat dies to a height of 2inch at room temperature. Assuming that the coefficient of friction is 0.2, calculate the force required at the end of the stroke. Use average pressure formula (7 marks).

MODULE – 5

19. Estimate the force required in punching a 25mm diameter hole through a 3.2mm thick annealed Titanium Ti-6Al-4V sheet at room temperature (5 marks).
 b. Explain 3-2-1 principle of locating with neat sketches (9 marks).

OR


20. a. determine the die and punch sizes for blanking a circular disc of 20mm diameter from a C20 steel sheet whose thickness is 1.5mm (7 marks).
 b. Explain how is unevenness compensated for when locating against an irregular surface with more than three locating points? (7 marks).

Course content and lecture schedules.

Module	TOPIC	No. of hours	Course outcomes
1.1	Casting:-Characteristics of sand -pattern and allowances -type of patterns-cores-core prints-chaplets-simple problems.	2	CO1
1.2	Elements of gating system-gating system, pouring time, choke area - risering Caine's method-chills –simple problems.	2	CO1 CO5
1.3	Special casting process:-shell molding, precision investment, die casting, centrifugal casting, continues casting, squeeze casting surface roughness obtainable and application of each casting process.	2	
1.4	Defects in castings :- Shaping faults arising in pouring, Inclusions and sand defects, Gas defects, Shrinkage defects, Contraction defects, Dimensional errors, Compositional errors and segregation; significance of defects on Mechanical properties . (Kalpakjian, Beeley, Rao).	2	CO1
1.5	Superalloy Production Methods: Vacuum Induction Melting; Electroslag Remelting; Vacuum Arc Remelting (ASM).	1	
2.1	Welding:-welding metallurgy, diffusion, heat affected zone, driving force for grain growth, grain size and hardness- joint quality: porosity, slag inclusions, cracks, surface damage, residual stress lamellar tears, stress relieving, heat treatment of welded joints - weldability (Kalpakjian, Lindberg) - destructive and non destructive tests of welded joints (may be provided as class assignment - Lindberg).	2	CO2

2.2	Resistance welding: HAZ, process and correlation of process parameters with welded joints of spot, seam, projection, stud arc, percussion welding-applications of each welding process –simple problems. (Kalpakjian).	3	CO2 CO5
2.3	Arc welding:-HAZ, process and correlation of process parameters with welded joints of shielded metal arc, submerged, gas metal, flux cored, electrogas, electroslag, gas tungsten, plasma arc, electron beam, laser beam –simple problems - Thermit welding, friction welding- applications of each welding process. (Kalpakjian, Lindberg).	3	CO2
2.4	Oxyacetylene welding:-chemistry, types of flame and its applications - brazing- soldering - adhesive bonding.	1	
3.1	Rolling:- principles - types of rolls and rolling mills - mechanics of flat rolling, roll pressure distribution, neutral point, front and back tension, torque and power, roll forces in hot rolling, friction, deflection and flattening, spreading – simple problems.	3	CO4 CO5
3.2	rolling defects-vibration and chatter - flat rolling -miscellaneous rolling process: shape, roll forging, ring, thread and gear, rotary tube piercing, tube rolling - applications – simple problems. (Kalpakjian).	2	CO4
3.3	Plastic deformation of metals - stress-strain relationships- State of stress - yield criteria of Tresca, von Mises, and comparisons - applications.	2	
3.4	Flow rules -power and energy deformations - Heat generation and heat transfer in metal forming process -temperature in forging. (ASM- Taylan Altan).	1	CO4
4.1	Forging: material characterization; grain flow and strength - Forging:-classification - open die forging, forces and work of deformation - Forging methods analysis:- slab method only, solid cylindrical, rectangular work piece in plane strain, forging under sticking condition - simple problems -applications.	3	CO4
	Deformation zone geometry – die forging: - impression, close, coining, skew rolling etc. –simple problems– defects in forging. (Kalpakjian).	1	
4.2	Metal extrusion: - metal flow - mechanics of extrusion:-deformation and friction, actual forces, die angle, forces in hot extrusion - miscellaneous process- defects –simple problems- applications. (Kalpakjian, Lindberg).	2	
4.3	Wire, Rod, and tube drawing: - mechanics of rod and wire drawing: deformation, friction, die pressure and angle, temperature, reduction per pass, drawing flat strip and tubes- –simple problems- drawing defects-swaging-applications. (Kalpakjian, Lindberg, Rao).	2	CO4
4.4	Deep drawing- deep drawbility, simple problems - different drawing practices	1	
5.1	Locating and clamping methods: - basic principle of location; locating methods; degrees of freedom; locating from plane, circular, irregular surface –simple problems.	2	CO4
	Locating methods and devices: - pin and button locators, rest pads and plates, nest or cavity location.	1	

5.2	Basic principles of clamping:-strap, cam, screw, latch, wedge, hydraulic and pneumatic clamping –simple problems. (Donaldson, Wilson F.W.).	2	CO4
5.3	Sheet metal operations: Press tool operations: shearing action, shearing operations: blanking, piercing, simple problems, trimming, shaving, nibbing, notching – simple problems - applications.	2	CO4 CO5
5.4	Tension operations: stretch forming - Compression operations: - coining, sizing, ironing, hobbing - tension and compression operations: drawing, spinning, bending, forming, embossing – simple problems- applications. (Donaldson, Wilson F.W., Rao P.N).	2	CO4
	Fundamentals of die cutting operations - inverted, progressive and compound die - simple problems. (Donaldson)	1	



CODE MET206	COURSE NAME FLUID MACHINERY	CATEGORY	L	T	P	CREDIT
		PCC	3	1	-	4

Preamble :

This course provides an understanding of reciprocating and rotary fluid machinery. The course consists of hydraulic pumps, turbines, air compressors and gas turbines

Prerequisite : NIL

Course Outcomes :

After completion of the course the student will be able to

CO1	Explain the characteristics of centrifugal and reciprocating pumps
CO2	Calculate forces and work done by a jet on fixed or moving plate and curved plates
CO3	Explain the working of turbines and Select a turbine for specific application.
CO4	Analyse the working of air compressors and Select the suitable one based on application.
CO5	Analyse gas turbines and Identify the improvements in basic gas turbine cycles.
CO6	Explain the characteristics of centrifugal and reciprocating pumps

Mapping of course outcomes with program outcomes

	PO1	PO2	PO3	PO4	PO5	PO6	PO7	PO8	PO9	PO10	PO11	PO12
CO1	3	3	2									
CO2	3	3	2									
CO3	3	3	2									
CO4	3	3	2									
CO5	3	3	2									

Assessment Pattern

Blooms Category	CA			ESA
	Assignment	Test - 1	Test - 2	
Remember	25	20	20	10
Understand	25	40	40	20
Apply	25	40	40	70
Analyse	25			
Evaluate				
Create				

Continuous Internal Evaluation Pattern:

Attendance : 10 marks

Continuous Assessment Test (2 numbers) : 25 marks


Assignment/Quiz/Course project : 15 marks

Mark distribution & Duration of Examination :

Total Marks	CA	ESE	ESE Duration
150	50	100	3 Hours

End semester pattern:

There will be two parts; Part A and Part B. Part A contain 10 questions with 2 questions from each module, having 3 marks for each question. Students should answer all questions. Part B contains 2 questions from each module of which student should answer any one. Each question can have maximum 2 sub-divisions and carry 14 marks.



COURSE LEVEL ASSESSMENT QUESTIONS

MECHANICAL ENGINEERING

Course Outcome 1

1. A centrifugal pump discharges $0.15 \text{ m}^3/\text{s}$ of water against a head of 12.5 m, the speed of the impeller being 600 r.p.m. The outer and inner diameters of impeller are 500 mm and 250 mm respectively and the vanes are bent back at 35° to the tangent at exit. If the area of flow remains 0.07 m^2 from inlet to outlet, calculate :
 - (a) Manometric efficiency of pump,
 - (b) Vane angle at inlet, and
 - (c) Loss of head at inlet to impeller when discharge is reduced by 40% without changing the speed.
2.
 - (a) What is slip in a reciprocating pump. What is the reason for negative slip in a reciprocating pump.
 - (b) A single acting reciprocating pump having a bore of 150 mm and a stroke of 300 mm length, discharges 250 l of water per minute at 50 rpm. Neglecting losses, find theoretical discharge and slip of the pump.
 - (c) With a neat sketch explain the working of a gear pump.
3. Explain the following terms as they are applied to a centrifugal pump:
 - (a) Static suction lift,
 - (b) static suction head,
 - (c) static discharge head and
 - (d) total static head.

Course Outcome 2

1. Prove that the force exerted by a jet of water on a fixed semi-circular plate in the direction of the jet when the jet strikes at the centre of the semi-circular plate is two times the force exerted by the jet on an fixed vertical plate.
2. Show that the angle of swing of a vertical hinged plate is given by

$$\sin \theta = \frac{\rho a V^2}{W}$$

where V = Velocity of the jet striking the plate, a = Area of the jet, and W = Weight of the plate.

3. A jet of water moving at 60 m/s is deflected by a vane moving at 25 m/s in a direction at 30° to the direction of the jet. The water jet leaves the blade normally to the motion of the vanes. Draw the inlet and outlet velocity triangles and find the vane angles for no shock at entry or exit. Take the relative velocity at outlet to be 0.85 of the relative velocity at inlet.

Course Outcome 3

1. Explain the purpose of providing
 - (a) scroll casing
 - (b) stay vanes
 - (c) guide vanes, for a reaction turbine.
2. A Pelton wheel turbine has a mean bucket speed of 12 m/s with a jet of water flowing at a rate of 900 l/s under a head of 40 m . The bucket deflects the jet at an angle of 165° . Calculate the power given by the water to the runner and the hydraulic efficiency of the turbine. Draw the velocity triangle. Assume the coefficient of velocity to be 0.96 .
3.
 - (a) What are the unit quantities used to analyze the performance of hydraulic turbines. Explain its importance.
 - (b) What is specific speed of a turbine.

Course Outcome 4

1. With a neat sketch explain the working of centrifugal compressors.
2. An ideal single stage single acting reciprocating compressor logs a displacement volume of 14 litres and a clearance volume of 5% . It intakes air at 1 bar and delivers the same at 7 bar . The compression is polytropic with an index of 1.3 and re-expansion is isentropic with an index of 1.4 . Determine the indicated work of a cycle.
3. What is surging in axial flow compressor? What are its effects? Describe briefly.

Course Outcome 5

1. A gas turbine unit operates at a mass flow of 30 kg/s . Air enters the compressor at a pressure of 1 bar and temperature 15°C and is discharged from the compressor at a pressure of 10.5 bar . Combustion occurs at constant pressure and results in a temperature rise of 420 K . If the flow leaves the turbine at a pressure of 1.2 bar , determine the net power output from the unit and also the thermal efficiency. Take $C_p = 1.005 \text{ kJ/kgK}$ and $\gamma = 1.4$.
2. Derive the expression for maximum specific work output of a gas turbine considering machine efficiencies.
3. Write a short note on different type of compression chambers used in a gas turbine engine.

SYLLABUS

Module 1: Impact of jets: Introduction to hydrodynamic thrust of jet on a fixed and moving surface (flat and curve),– Series of vanes - work done and efficiency. Hydraulic Turbines : Impulse and Reaction Turbines – Degree of reaction – Pelton Wheel – Constructional features - Velocity triangles – Euler’s equation – Speed ratio, jet ratio and work done, losses and efficiencies, design of Pelton wheel – Inward and outward flow reaction turbines- Francis Turbine – Constructional features – Velocity triangles, work done and efficiencies. Axial flow turbine (Kaplan) Constructional features – Velocity triangles- work done and efficiencies

Module 2: Characteristic curves of turbines – theory of draft tubes – surge tanks – Cavitation in turbines – Governing of turbines – Specific speed of turbine , Type Number– Characteristic curves, scale Laws – Unit speed – Unit discharge and unit power. Rotary motion of liquids – free, forced and spiral vortex flows Rotodynamic pumps- centrifugal pump impeller types,-velocity triangles- manometric head- work, efficiency and losses, H-Q characteristic, typical flow system characteristics, operating point of a pump. Cavitation in centrifugal pumps- NPSH required and available- Type number-Pumps in series and parallel operations. Performance characteristics- Specific speed-Shape numbers – Impeller shapes based on shape numbers.

Module 3: Positive displacement pumps- reciprocating pump – Single acting and double acting- slip, negative slip and work required and efficiency- indicator diagram- acceleration head - effect of acceleration and friction on indicator diagram – speed calculation- Air vessels and their purposes, saving in work done to air vessels multi cylinder pumps. Multistage pumps-selection of pumps- pumping devices-hydraulic ram, Accumulator, Intensifier, Jet pumps, gear pumps, vane pump and lobe pump.

Module 4: Compressors: classification of compressors, reciprocating compressor-single stage compressor, equation for work with and without clearance volume, efficiencies, multistage compressor, intercooler, free air delivered (FAD). Centrifugal compressor-working, velocity diagram, work done, power required, width of blades of impeller and diffuser, isentropic efficiency, slip factor and pressure coefficient, surging and choking. Axial flow compressors:- working, velocity diagram, degree of reaction, performance. Roots blower, vane compressor, screw compressor.

Module 5 Gas turbines: classification, Thermodynamic analysis of gas turbine cycles-open, closed and semi closed cycle; ideal working cycle- Brayton cycle-P-v and T-s diagram, thermal efficiency. Effect of compressor and turbine efficiencies. Optimum pressure ratio for maximum specific work output with and without considering machine efficiencies. Comparison of gas turbine and IC engines, Analysis of open cycle gas turbine, Improvements of the basic gas turbine cycles-regeneration, intercooling and reheating-cycle efficiency and work output-Condition for minimum compressor work and maximum turbine work. Combustion chambers for gas turbines. pressure loss in combustion process and stability loop.

Text books

Subramanya, K., Hydraulic Machines, Tata McGraw Hill, 1st edition, 2017

Rathore, M., Thermal Engineering, Tata McGraw Hill, 1st edition, 2010

Reference Books


Ganesan, V., Gas Turbines, Tata McGraw Hill, 3rd edition, 2017.

Sawhney G.S., Thermal and Hydraulic Machines, Prentice Hall India Learning Private Limited; 2nd edition, 2011

COURSE PLAN

Module	Topics	Hours Allotted
I	Impact of jets: Introduction to hydrodynamic thrust of jet on a fixed and moving surface (flat and curve),– Series of vanes - work done and efficiency Hydraulic Turbines : Impulse and Reaction Turbines – Degree of reaction – Pelton Wheel – Constructional features - Velocity triangles – Euler’s equation – Speed ratio, jet ratio and work done, losses and efficiencies, design of Pelton wheel – Inward and outward flow reaction turbines- Francis Turbine – Constructional features – Velocity triangles, work done and efficiencies. Axial flow turbine (Kaplan) Constructional features – Velocity triangles- work done and efficiencies	6-3-0
II	Characteristic curves of turbines – theory of draft tubes – surge tanks – Cavitation in turbines – Governing of turbines – Specific speed of turbine , Type Number– Characteristic curves, scale Laws – Unit speed – Unit discharge and unit power. Rotary motion of liquids – free, forced and spiral vortex flows Rotodynamic pumps- centrifugal pump impeller types,-velocity triangles- manometric head- work, efficiency and losses, H-Q characteristic, typical flow system characteristics, operating point of a pump. Cavitation in centrifugal pumps- NPSH required and available- Type number-Pumps in series and parallel operations. Performance characteristics- Specific speed-Shape numbers – Impeller shapes based on shape numbers.	7-2-0
III	Positive displacement pumps- reciprocating pump – Single acting and double acting- slip, negative slip and work required and efficiency- indicator diagram- acceleration head - effect of acceleration and friction on indicator diagram – speed calculation- Air vessels and their purposes, saving in work done to air vessels multi cylinder pumps. Multistage pumps-selection of	7-2-0

	pumps-pumping devices-hydraulic ram, Accumulator, Intensifier, Jet pumps, gear pumps, vane pump and lobe pump.	
IV	Compressors: classification of compressors, reciprocating compressor-single stage compressor, equation for work with and without clearance volume, efficiencies, multistage compressor, intercooler, free air delivered (FAD) Centrifugal compressor-working, velocity diagram, work done, power required, width of blades of impeller and diffuser, isentropic efficiency, slip factor and pressure coefficient, surging and choking. Axial flow compressors:- working, velocity diagram, degree of reaction, performance. Roots blower, vane compressor, screw compressor.	7-2-0
V	Gas turbines: classification, Thermodynamic analysis of gas turbine cycles-open, closed and semi closed cycle; ideal working cycle- Brayton cycle-P-v and T-s diagram, thermal efficiency. Effect of compressor and turbine efficiencies. Optimum pressure ratio for maximum specific work output with and without considering machine efficiencies. Comparison of gas turbine and IC engines, Analysis of open cycle gas turbine, Improvements of the basic gas turbine cycles-regeneration, intercooling and reheating-cycle efficiency and work output-Condition for minimum compressor work and maximum turbine work. Combustion chambers for gas turbines. pressure loss in combustion process and stability loop.	7-2-0



MODEL QUESTION PAPER
APJ ABDUL KALAM TECHNOLOGICAL UNIVERSITY
IV SEMESTER B.TECH DEGREE EXAMINATION
MET206: FLUID MACHINERY

Mechanical Engineering

Maximum: 100 Marks

Duration: 3 hours

PART A

Answer all questions, each question carries 3 marks

1. What is degree of reaction? What will be the degree of reaction for a Pelton wheel.
2. Explain speed ratio and jet ratio.
3. What is governing of a turbine? Why is it important?
4. Explain the term specific speed of a pump. How is it different from specific speed of a turbine.
5. Define slip, percentage slip and negative slip of a reciprocating pump.
6. What is the purpose of air vessels in multi-cylinder reciprocating pump.
7. What are the classifications of compressors? Explain briefly.
8. Write a short note on axial flow compressors. Why is it preferred in aerospace applications.
9. Explain briefly the process of regeneration in a gas turbine engine.
10. Draw the p-v diagram and T-s diagram of Brayton cycle.

(10×3=30 Marks)

PART B

Answer one full question from each module

MODULE-I

11. (a) A 50 mm diameter jet having a velocity of 25 m/s , strikes a flat plate, the normal of which is inclined at 30° to the axis of the jet. Calculate the normal force exerted on the plate

- i. when the plate is stationary,
- ii. when the plate is moving with a velocity of 10 m/s in the direction of the jet.

Find also the work done and the efficiency of the jet when the plate is moving.
(7 Marks)

- (b) A Pelton wheel has a mean bucket speed of 10 m/s with a jet of water flowing at the rate of 700 litres/s under a head of 30 m . The buckets deflect the jet through an angle of 160° . Calculate the power given by the water to the runner and the hydraulic efficiency of the turbine. Assume coefficient of velocity as 0.98 . (7 Marks)
12. (a) A reaction turbine works at 450 rpm under a head of 120 m . Its diameter at inlet is 120 cm and the flow area is 0.4 m^2 . The angles made by absolute and relative velocities at inlet are 20° and 60° respectively with the tangential velocity. Determine:
- The volume flow rate,
 - The power developed, and
 - Hydraulic efficiency.
- Assume whirl at outlet to be zero. (7 Marks)
- (b) A Kaplan turbine runner is to be designed to develop 7357.5 kW shaft power. The net available head is 10 m . Assume that the speed ratio is 1.8 and flow ratio is 0.6 . If the overall efficiency is 70% and diameter of the boss is 0.4 times the diameter of the runner, find the diameter of the runner, its speed and specific speed. (7 Marks)

MODULE-II

13. (a) A Pelton wheel is revolving at a speed of 190 rpm and develops 5150.25 kW when working under a head of 220 m with an overall efficiency of 80% . Determine unit speed, unit discharge and unit power. The speed ratio for the turbine is given as 0.47 . Find the speed, discharge and power when this turbine is working under a head of 140 m . (7 Marks)
- (b) What do you understand by the characteristic curves of a turbine? Describe the important types of characteristic curves. (7 Marks)
14. (a) Why are centrifugal pumps used sometimes in series and sometimes in parallel? Draw the following characteristic curves for a centrifugal pump: Head, power and efficiency versus discharge with constant speed. (7 Marks)
- (b) State the effects of cavitation on the performance of water turbines and also state how to prevent cavitation in water turbines. (7 Marks)

MODULE-III

15. (a) Draw an indicator diagram, considering the effect of acceleration and friction in suction and delivery pipes. Find an expression for the work done per second in case of single-acting reciprocating pump. (7 Marks)
- (b) Differentiate :
- Between a single-acting and double-acting reciprocating pump,
 - Between a single cylinder and a double cylinder reciprocating pump. (7 Marks)
16. (a) A single-acting reciprocating pump running at 30 r.p.m , delivers $0.012 \text{ m}^3/\text{s}$ of water. The diameter of the piston is 25 cm and stroke length is 50 cm . Determine :
- The theoretical discharge of the pump,
 - Coefficient of discharge, and
 - Slip and percentage slip of the pump. (8 Marks)
- (b) Write a short note on gear pumps. Why gear pump is known as positive displacement pump. (6 Marks)

MODULE-IV

MECHANICAL ENGINEERING

17. (a) With a neat sketch explain the working of an axial flow compressor. (7 Marks)
- (b) Derive the expression for the work done in a reciprocating compressor with and without clearance volume. (7 Marks)
18. (a) A single stage double acting air compressor is required to deliver 14 m^3 of air per minute measured at 1.013 bar and 15°C . The delivery pressure is 7 bar and the speed 300 rpm. Take clearance volume as 5% of the swept volume with compression and expansion index $n=1.3$. Calculate
- Swept volume of the cylinder,
 - Delivery temperature,
 - Indicated power.
- (10 Marks)
- (b) Draw the velocity diagram of an axial flow compressor. (4 Marks)

MODULE-V

19. (a) The air enters the compressor of an open cycle constant pressure gas turbine at a pressure of 1 bar and temperature 20°C . The pressure of air after compression is 4 bar. The isentropic efficiencies of compressor and turbine are 80% and 85% respectively. The air fuel ratio is 90:1. If flow rate of air is 3.0 kg/s , find
- Power developed
 - Thermal efficiency of cycle
- (7 Marks)
- (b) A gas turbine has a pressure ratio of 6:1 and a maximum cycle temperature of 600°C . The isentropic efficiencies of compressor and turbine are 0.82 and 0.85 respectively. Calculate the power output in kW of an electric generator geared to turbine when the air enters the compressor at 15°C at the rate of 15 kg/s . Assume the working fluid to be air with $C_p = 1.005$ and $\gamma = 1.4$. (7 Marks)
20. (a) What are the improvements made to the basic gas turbine cycle. Explain with temperature entropy diagram. (8 Marks)
- (b) Differentiate between open, closed and semi closed gas turbine cycles. (6 Marks)

CODE MEL202	COURSE NAME FM & HM LAB	CATEGORY	L	T	P	CREDIT
		PCC	0	0	3	2

Preamble:

This lab is mainly focussed to develop a platform where the students can enhance their engineering knowledge in the fluid mechanics domain by applying their theoretical knowledge acquired.

Prerequisite: MET203 Mechanics of Fluids

Course Outcomes:

After the completion of the course the student will be able to

CO 1	Determine the coefficient of discharge of flow measuring devices (notches, orifice meter and Venturi meter)
CO 2	Calibrate flow measuring devices (notches, orifice meter and Venturi meter)
CO 3	Evaluate the losses in pipes
CO 4	Determine the metacentric height and stability of floating bodies
CO 5	Determine the efficiency and plot the characteristic curves of different types of pumps and turbines

Mapping of course outcomes with program outcomes

	PO 1	PO 2	PO 3	PO 4	PO 5	PO 6	PO 7	PO 8	PO 9	PO 10	PO 11	PO 12
CO 1	2	1						2	3	2		2
CO 2	2	1						2	3	2		2
CO 3	2	1						2	3	2		2
CO 4	2	1						2	3	2		2
CO 5	2	1						2	3	2		2

Assessment Pattern**Mark distribution**

Total Marks	CIE	ESE	ESE Duration
150	75	75	2.5 hours

Continuous Internal Evaluation Pattern:

Attendance	:	15 marks
Continuous Assessment	:	30 marks
Internal Test (Immediately before the second series test)	:	30 marks

End Semester Examination Pattern: The following guidelines should be followed regarding award of marks

(a) Preliminary work	:	15 Marks
(b) Implementing the work/Conducting the experiment	:	10 Marks
(c) Performance, result and inference (usage of equipments and trouble shooting)	:	25 Marks
(d) Viva voce	:	20 marks
(e) Record	:	5 Marks

General instructions:

Practical examination to be conducted immediately after the second series test covering entire syllabus given below. Evaluation is a serious process that is to be conducted under the equal responsibility of both the internal and external examiners. The number of candidates evaluated per day should not exceed 20. Students shall be allowed for the University examination only on submitting the duly certified record. The external examiner shall endorse the record.

A minimum of 10 experiments are to be performed.

SYLLABUS**LIST OF EXPERIMENTS**

1. Determination of coefficient of discharge and calibration of Notches.
2. Determination of coefficient of discharge and calibration of Orifice meter.
3. Determination of coefficient of discharge and calibration of Venturi meter.
4. Determination of hydraulic coefficients of orifices.
5. Determination of Chezy's constant and Darcy's coefficient on pipe friction apparatus.
6. Determine the minor losses in pipe.
7. Experiments on hydraulic ram.
8. Reynolds experiment.
9. Bernoulli's experiment.
10. Determination of metacentric height and radius of gyration of floating bodies.
11. Performance test on positive displacement pumps.

12. Performance test on centrifugal pumps, determination of operating point and efficiency.
13. Performance test on gear pump.
14. Performance test on Impulse turbines.
15. Performance test on reaction turbines (Francis and Kaplan Turbines).
16. Speed variation test on Impulse turbine.
17. Determination of best guide vane opening for Reaction turbine.
18. Impact of jet.

Reference Books

1. Yunus A. Cengel, John M. Cimbala; Fluid Mechanics- Fundamentals and Applications (in SI Units); McGraw Hill, 2010.
2. Bansal R.K, Fluid Mechanics and Hydraulic Machines (SI Units); Laxmi Publications, 2011.
3. Modi P.N and Seth S.M, "Hydraulics and Fluid Mechanics Including Hydraulic Machines" Standard Book House, New Delhi, 20th Edition, 2015
4. Graebel. W. P, "Engineering Fluid Mechanics", Taylor & Francis, Indian Reprint, 2011
5. Robert W. Fox, Alan T. McDonald, Philip J. Pritchard, "Fluid Mechanics and Machinery", John Wiley and sons, 2015.
6. J. Frabzini, 'Fluid Mechanics with Engineering Applications', McGraw Hill, 1997.

MEL 204	MACHINE TOOLS LAB- I	CATEGORY	L	T	P	Credits	Year of Introduction
		PCC	0	0	3	2	2019
<p>Preamble:</p> <ol style="list-style-type: none"> To understand the parts of various machine tools and impart hands on experience on lathe, drilling, shaping, milling, slotting, grinding, tool and cutter grinding machines. To develop knowledge and importance of metal cutting parameters such as feed, velocity and depth of cut etc on cutting force and surface roughness obtainable. To develop fundamental knowledge on tool materials, cutting fluids and tool wear Mechanisms. To apply knowledge of basic mathematics to calculate the machining parameters for different machining processes. To study process parameters and practice on arc and gas welding technologies. To gain knowledge on the structure, properties, heat treatment, testing and applications of ferrous and non ferrous metals. 							
Prerequisite: MET 204 - Manufacturing Process							
Course Outcomes - At the end of the course students will be able to							
CO 1	The students can operate different machine tools with understanding of work holders and operating principles to produce different part features to the desired quality.						
CO 2	Apply cutting mechanics to metal machining based on cutting force and power consumption.						
CO 3	Select appropriate machining processes and process parameters for different metals.						
CO 4	Fabricate and assemble various metal components by welding and students will be able to visually examine their work and that of others for discontinuities and defects.						
CO 5	Infer the changes in properties of steel on annealing, normalizing, hardening and tempering.						

Mapping of course outcomes with program outcomes (Minimum requirements)

	PO 1	PO 2	PO 3	PO 4	PO 5	PO 6	PO 7	PO 8	PO 9	PO 10	PO 11	PO 12
CO 1	-	-	3	-	-	-	-	-	-	-	-	-
CO 2	-	3	-	-	-	-	-	-	-	-	-	-
CO 3	-	-	-	2	-	-	-	-	-	-	-	-
CO 4	2	-	-	-	-	-	-	-	-	-	-	-
CO 5	-	-	-	-	2	-	-	-	-	-	-	-

Assessment Pattern

Bloom's taxonomy	Continuous Assessment Tests	
	Test 1 (Marks)	Test 2 (Marks)
Remember	20	20
Understand	10	10
Apply	30	30
Analyse	20	20
Evaluate	10	10
Create	10	10

Mark distribution

Total Marks	CIE marks	ESE marks	ESE duration
150	75	75	2.5 Hours

Continuous Internal Evaluation (CIE) Pattern:

Attendance	15 marks
Regular class work/ /Laboratory Record and Class Performance	30 marks
Continuous Assessment Test/s	30 marks

The student's assessment, continuous evaluation, record bonafides, awarding of sessional marks, oral examination etc. should be carried out only by the assistant professor or above. Any two experiments mentioned in part - B, and any eight experiments in part A and total of minimum of ten experiments are to be performed.

End semester examination pattern

The Practical Examination will comprise of three hours. Oral examination should be conducted and distribution of marks will be decided by the examiners.

Conduct of University Practical Examinations

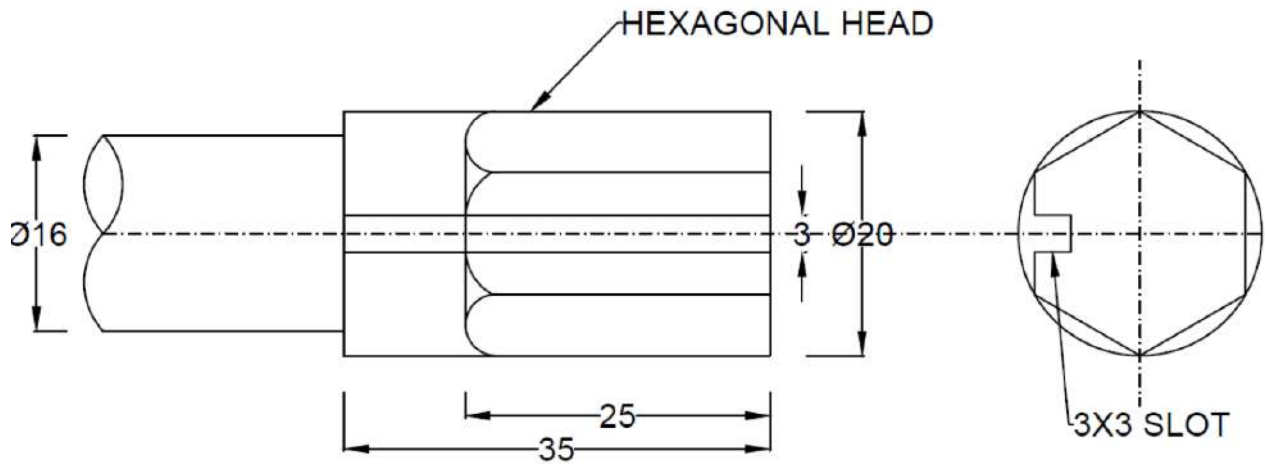
The Principals of the concerned Engineering Colleges with the help of the Chairmen/Chairperson will conduct the practical examination with the approval from the University and bonafide work / laboratory record, hall ticket, identity card issued by college are mandatory for appearing practical University examinations. To conduct practical examination, an external examiner and an internal examiner should be appointed by the University.

**END SEMESTER EXAMINATION
MODEL QUESTION PAPER**

Maximum Marks : 75

Duration: 2.5 hours

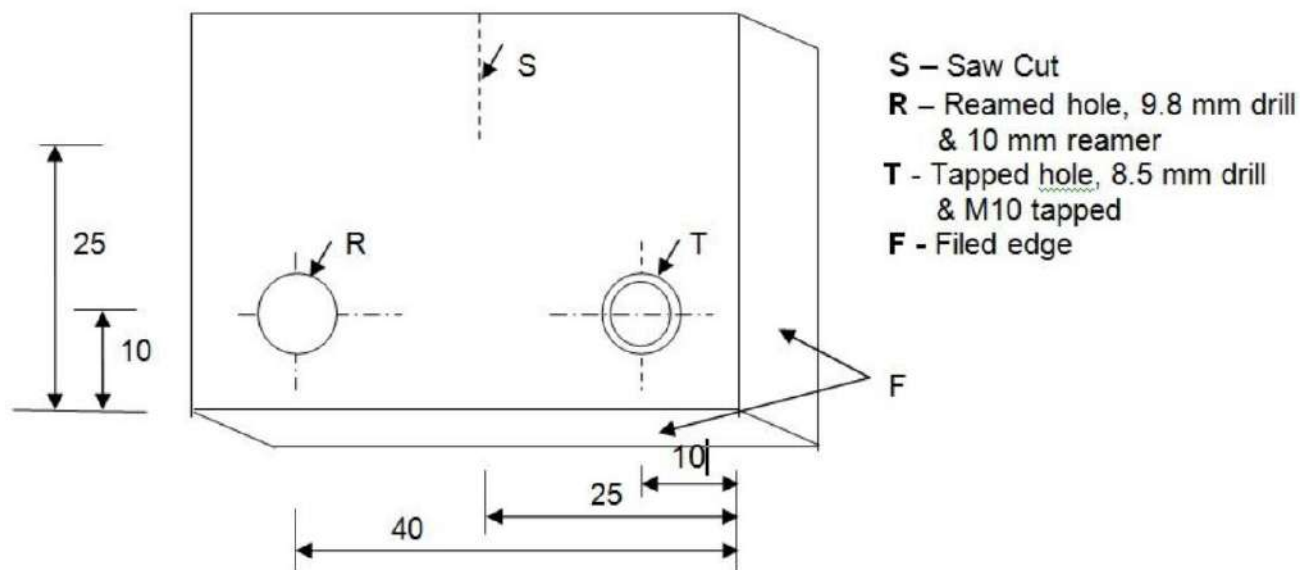
1. To machine the hexagonal head and the slot shown in the sketch on the specimen and measure the tool wear using toolmaker's microscope.



ALL DIMENSIONS ARE IN MM

OR

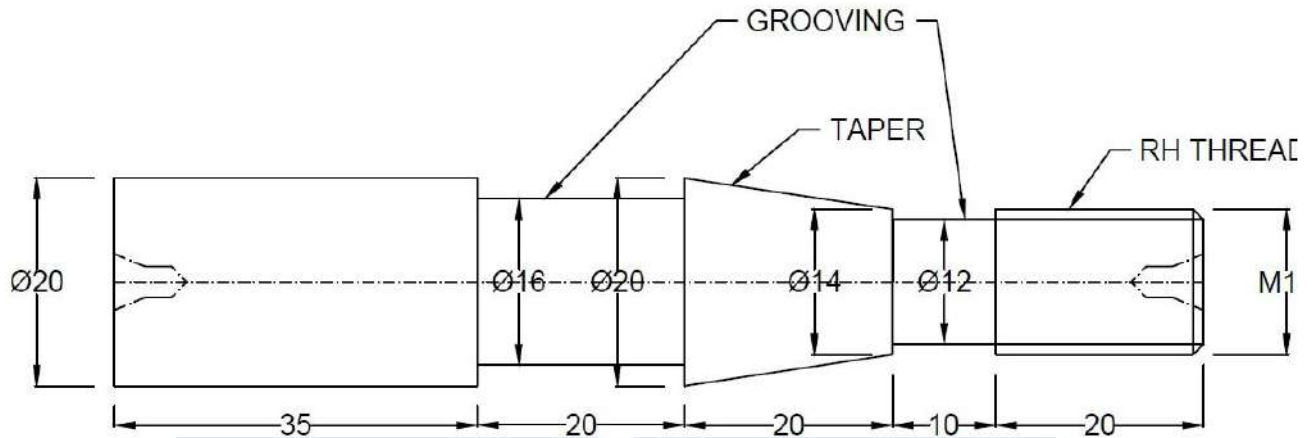
2. To drill, file, as shown in the sketch, ream and tap holes on the mild steel plate and measure the tool wear using toolmaker's microscope.



(All dimensions are in MM)

OR

3. To make the part shown in the sketch from a mild steel rod on a Lathe and measure the tool flank wear using toolmaker's microscope.



OR

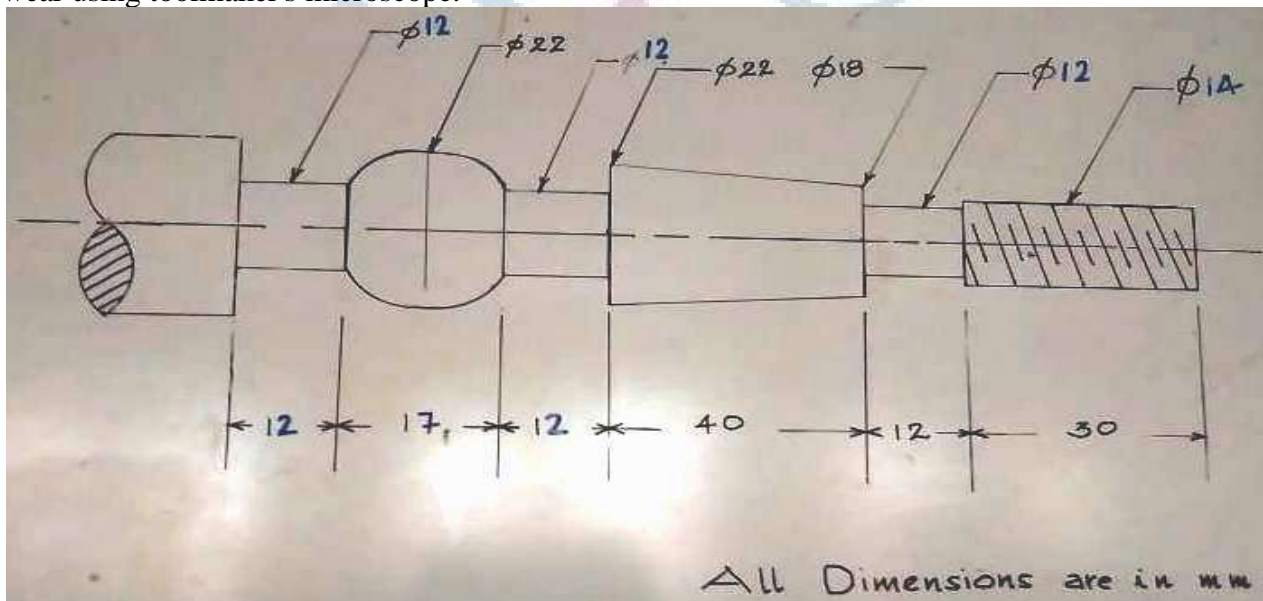
4. Prepare a metallurgical sample and determine the grain size using a optical microscope.

OR

5. To prepare a butt joint with mild steel strip using suitable welding technique and infer on the welded joint.

OR

6. To make the part shown in the sketch from a mild steel rod on a Lathe and measure the tool flank wear using toolmaker's microscope.



SYLLABUS**PART - A**

Safety precautions in machine shop - Exercises on machine tools: turning, knurling, drilling, boring, reaming, trepanning, milling, hobbing, planning, shaping, slotting, broaching, grinding, lapping, honing etc. - Welding practice.

PART - B

Metallurgy, heat treatment and testing.

Text Books:

1. Acherkan N. S. "Machine Tool", Vol. I, II, III and IV, MIR Publications.
2. HMT, Production Technology, Tata McGraw Hill.
3. W. A. J. Chapman, Workshop Technology Part I, ELBS & Edward Arnold Publishers.

Course content and drawing schedules.

	List of Experiments A minimum of ten experiments are to be carried out	Course outcomes	No. of hours
Experiments	PART -A (minimum eight experiments)		
1	Centre Lathe Study of lathe tools: - tool materials - selection of tool for different operations - tool nomenclature and attributes of each tool angles on cutting processes – effect of nose radius, side cutting edge angle, end cutting edge angle and feed on surface roughness obtainable – tool grinding. <ul style="list-style-type: none"> • Study the different methods used to observe the work-piece is precisely fixed on lathe. • Study the optimum aspect ratio of work-piece to avoid vibration and wobbling during turning. • Machine tool alignment test on lathe. • Re-sharpening of turning tool to specific geometry 	CO 1	3
2,3,4,5,6	Exercises on centre lathe:- Facing, plain turning, step turning and parting – groove cutting, knurling and chamfering - form turning and taper turning – eccentric turning, multi-start thread, square thread and internal thread etc.	CO 1 CO 2	3
	Exercises on lathe: - Measurement of cutting forces in turning process and correlate the surface roughness obtainable by varying feed, speed, feed, nose radius, side and end cutting edge angles.		6

7	Measurement of cutting temperature and tool life in turning and machine tool alignment test on lathe machine.	CO 2	3
86	Exercises on Drilling machine <ul style="list-style-type: none"> • Exercises on drilling machine: - drilling, boring, reaming, tapping and counter sinking etc. 	CO 1 CO 2	3
	<ul style="list-style-type: none"> • Exercises on drilling machine: - Measurement of cutting forces in drilling process and correlate with process parameters. 		
9	Exercises on Shaping machine <ul style="list-style-type: none"> • Exercises on shaping machine: - flat surfaces, grooves and key ways. 	CO 2	3
	Exercises on Slotting machine <ul style="list-style-type: none"> • Exercises on slotting machine: - flat surfaces, grooves and key ways. 		
10	Planing and Broaching machine Study and demonstration of broaching and hobbing machine. <ul style="list-style-type: none"> • Exercises on planing machine 	CO 1	3
11	Exercises on Grinding machine <ul style="list-style-type: none"> • Exercise on surface grinding, cylindrical grinding and tool grinding etc. • Measurement of cutting forces and roughness in grinding process and correlate with process parameters. • Study and demonstration of lapping and honing machines. 	CO 1	3
12	Exercises on Welding machine <ul style="list-style-type: none"> • Exercises on arc and gas welding: - butt welding and lap welding of M.S. sheets. 	CO 4	3
PART - B - Metallurgy (minimum two experiments)			
13	<ul style="list-style-type: none"> • Specimen preparation, etching & microscopic study of Steel, Cast iron and Brass and grain size measurement. 	CO 5	6
14	<ul style="list-style-type: none"> • Heat treatment study:—Effect on mechanical properties and microstructure of ferrous and non ferrous metals. 	CO 5	6
	<ul style="list-style-type: none"> • Studies of various quenching mediums, Carryout heat treatments on steel based on ASM handbook vol.4 and observe the hardness obtained. 		



SEMESTER -4
MINOR

CODE MET282	COURSE NAME THEORY OF MACHINES	CATEGORY	L	T	P	CREDIT
		VAC	3	1	0	4

Preamble:

Goal of this course is to expose the students to the fundamentals of kinematics of mechanisms, design of cams, theory and analysis of gears, gear trains, clutches, brakes. The students will also be exposed to velocity and acceleration analysis of different mechanisms. It provides the knowledge on balancing of rotating and reciprocating masses, Gyroscopes, Energy fluctuation in Machines.

Prerequisite: Nil

Course Outcomes: After the completion of the course the student will be able to

CO 1	Interpret basic principles of mechanisms and machines and Analyse a given mechanism based on velocity and acceleration. List the basic selection requirements of different types of mechanical clutches.
CO 2	Describe the theories of gears and gear trains. List the basic selection requirements of different types of mechanical brakes.
CO 3	Develop the profile of CAMs as per the requirements and to understand cam profile.
CO 4	Explain the dynamic balancing of revolving and reciprocating masses. Describe the fundamentals of gyroscope and its application.
CO 5	Analyse the performance of governors and flywheels.

Mapping of course outcomes with program outcomes

	PO 1	PO 2	PO 3	PO 4	PO 5	PO 6	PO 7	PO 8	PO 9	PO 10	PO 11	PO 12
CO 1	3	3	2	2		3						2
CO 2	3	3	2	2		3						2
CO 3	3	3	2	2		3						2
CO 4	3	3	3	2		1						1
CO 5	3	3	3	3		1						3

Assessment Pattern

Bloom's Category	Continuous Assessment Tests		End Semester Examination
	1	2	
Remember			
Understand	30	40	80
Apply		10	10
Analyse	20		10
Evaluate			
Create			

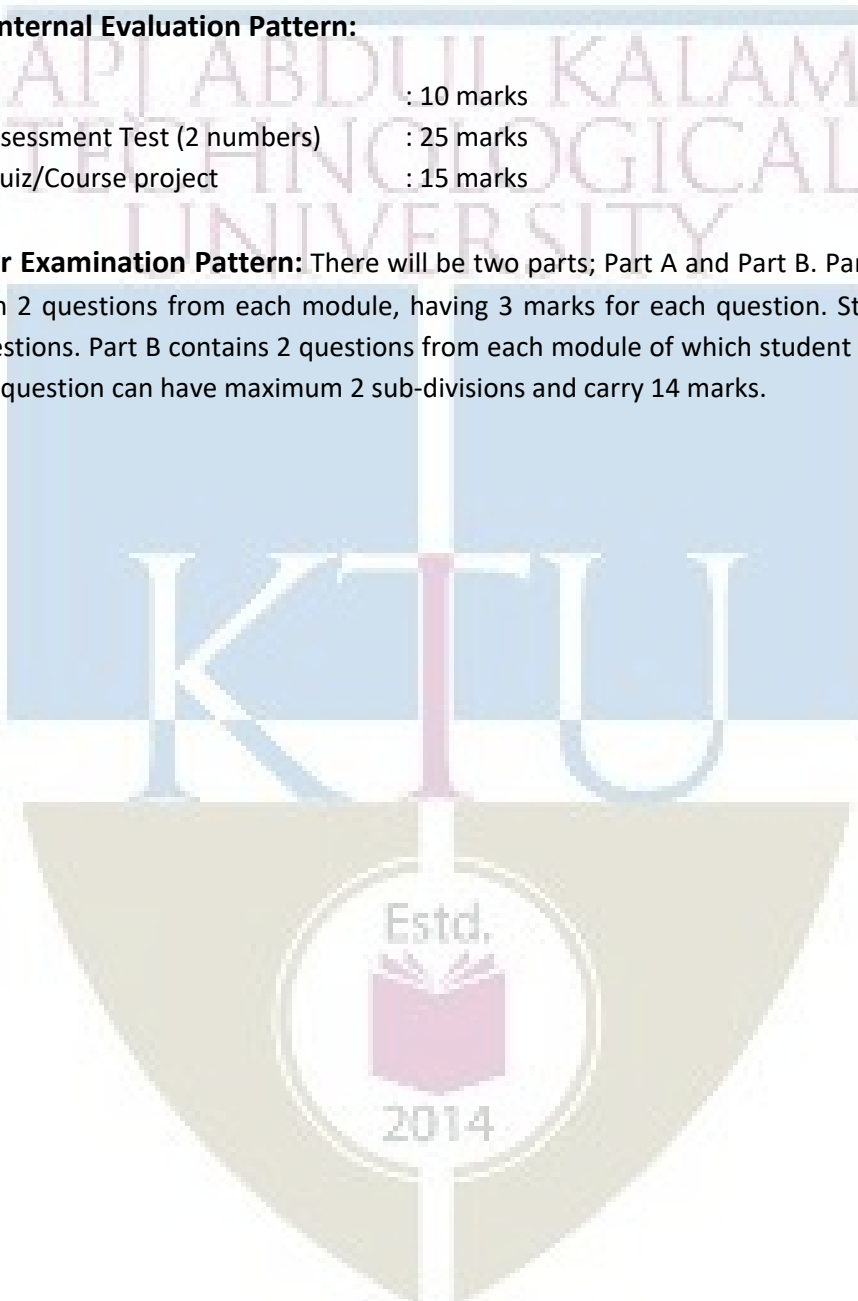
Mark distribution

Total Marks	CIE	ESE	ESE Duration
150	50	100	3 hours

Continuous Internal Evaluation Pattern:

Attendance : 10 marks
Continuous Assessment Test (2 numbers) : 25 marks
Assignment/Quiz/Course project : 15 marks

End Semester Examination Pattern: There will be two parts; Part A and Part B. Part A contain 10 questions with 2 questions from each module, having 3 marks for each question. Students should answer all questions. Part B contains 2 questions from each module of which student should answer any one. Each question can have maximum 2 sub-divisions and carry 14 marks.



COURSE LEVEL ASSESSMENT QUESTIONS

Course Outcome 1 (CO1): *Interpret basic principles of mechanisms and machines. Analyse a given mechanism based on velocity and acceleration. List the basic selection requirements of different types of mechanical clutches.*

1. Explain the inversions of a four bar mechanism.
2. Explain with neat sketches, the working of single plate clutch.
3. The crank of a slider crank mechanism rotates clockwise at a constant speed of 300 r.p.m. The crank is 150 mm and the connecting rod is 600 mm long. Determine: 1. Linear velocity and acceleration of the midpoint of the connecting rod, and 2. angular velocity and angular acceleration of the connecting rod, at a crank angle of 45° from inner dead centre position

Course Outcome 2 (CO2) *Describe the theories of gears and gear trains. List the basic selection requirements of different types of mechanical brakes.*

1. State and prove the law of gearing
2. In an epicyclic gear train, an arm carries two gears A and B having 36 and 45 teeth respectively. If the arm rotates at 150 rpm in the anticlockwise direction about the centre of the gear A which is fixed, determine the speed of gear B. If the gear A instead of being fixed makes 300 rpm in the clockwise direction, what will be the speed of gear B?
3. Discuss the various types of the brakes.

Course Outcome 3 (CO3): *Develop the profile of CAMs as per the requirements and and to understand cam profile.*

1. Explain the different classifications of cam and followers.
2. Draw the displacement, velocity and acceleration diagrams when the follower moves in SHM.
3. A cam with 30 mm as minimum diameter is rotating clockwise at a uniform speed of 1200 r.p.m. and has to give the following motion to a roller follower 10 mm in diameter:
 - a) Follower to complete outward stroke of 25 mm during 120° of cam rotation with equal uniform acceleration and retardation;
 - b) (b) Follower to dwell for 60° of cam rotation;
 - c) (c) Follower to return to its initial position during 90° of cam rotation with equal uniform acceleration and retardation;
 - d) (d) Follower to dwell for the remaining 90° of cam rotation.

Draw the cam profile if the axis of the roller follower passes through the axis of the cam.

Course Outcome 4 (CO4): Explain the static and dynamic balancing of revolving and reciprocating masses. Describe the fundamentals of gyroscope and its application

1. Four masses m_1 , m_2 , m_3 and m_4 are 200 kg, 300 kg, 240 kg and 260 kg respectively. The corresponding radii of rotation are 0.2 m, 0.15 m, 0.25 m and 0.3 m respectively and the angles between successive masses are 45° , 75° and 135° . Find the position and magnitude of the balance mass required, if its radius of rotation is 0.2 m.
2. Explain with neat sketches, the terms Swaying Couple and Hammer Blow.
3. A ship propelled by a turbine rotor which has a mass of 5000 kg and a speed of 2100 r.p.m. The rotor has a radius of gyration of 0.5 m and rotates in a clockwise direction when viewed from the stern. Find the gyroscopic effects in the following conditions:
 - a. The ship sails at a speed of 30 km/h and steers to the left in a curve having 60 m radius.
 - b. The ship pitches 6 degree above and 6 degree below the horizontal position. The bow is descending with its maximum velocity. The motion due to pitching is simple harmonic and the periodic time is 20 seconds.
 - c. The ship rolls and at a certain instant it has an angular velocity of 0.03 rad/s clockwise when viewed from stern.

Determine also the maximum angular acceleration during pitching. Explain how the direction of motion due to gyroscopic effect is determined in each case.

Course Outcome 5 (CO5): Analyse the performance of governors and flywheels.

1. The turning moment diagram for a petrol engine is drawn to the following scales : Turning moment, 1 mm = 5 N-m ; crank angle, 1 mm = 1° . The turning moment diagram repeats itself at every half revolution of the engine and the areas above and below the mean turning moment line taken in order are 295, 685, 40, 340, 960, 270 mm². The rotating parts are equivalent to a mass of 36 kg at a radius of gyration of 150 mm. Determine the coefficient of fluctuation of speed when the engine runs at 1800 r.p.m
2. Explain the different types of governors.
3. The arms of a Porter governor are each 250 mm long and pivoted on the governor axis. The mass of each ball is 5 kg and the mass of the central sleeve is 30 kg. The radius of rotation of the balls is 150 mm when the sleeve begins to rise and reaches a value of 200 mm for maximum speed. Determine the speed range of the governor. If the friction at the sleeve is equivalent of 20 N of load at the sleeve, determine how the speed range is modified.

SYLLABUS

Module 1: Kinematics - Links, mechanism, Degrees of freedom, Grashoff's law. Four-bar chain, Slider crank chain- Inversions and practical applications. Velocity and acceleration diagrams of simple mechanisms. Coriolis acceleration (Theory only). Friction clutch - Pressure and wear theories, pivot and collar friction, Single and multiple disc clutches.

Module 2: Gear – Classification of gears- Gear terminology- Law of gearing, Gear trains - Simple, compound gear trains and epicyclic gear trains. Brakes - Block and band brakes, self-energizing and self-locking in braking.

Module 3: Cams- Types of cams, cam profiles for knife edged and roller followers with and without offsets for SHM, constant acceleration-deceleration, and constant velocity

Module 4: Static and dynamic balancing of rotating mass- Single and several masses in different planes. Balancing of reciprocating mass. Gyroscope –Gyroscopic torque, gyroscopic stabilization of ships and aeroplanes.

Module 5: Governors - Types of governors- simple watt governor - Porter governor- Theory of Proell governor - Isochronism, hunting, sensitivity and stability. Flywheel - Turning moment diagrams, fluctuation of energy

Text Books

1. Ballaney P.L. Theory of Machines, Khanna Publishers,1994
2. S. S. Rattan, Theory of Machines, Tata McGraw Hill, 2009
3. V. P. Singh, Theory of Machines, Dhanpat Rai,2013

Reference Books

1. C. E. Wilson, P. Sadler, Kinematics and Dynamics of Machinery, Pearson Education,2005
2. D. H. Myszka, Machines and Mechanisms Applied Kinematic Analysis, Pearson Education,2013
3. G. Erdman, G. N. Sandor, Mechanism Design: Analysis and synthesis Vol I & II, Prentice Hall of India,1984.
4. Ghosh, A. K. Malik, Theory of Mechanisms and Machines, Affiliated East West Press,1988
5. J. E. Shigley, J. J. Uicker, Theory of Machines and Mechanisms, McGraw Hill,2010
6. Holowenko, Dynamics of Machinery, John Wiley, 1995

COURSE PLAN

No	Topic	No. of Lectures
1	Module 1 (CO1)	
1.1	Introduction to link, constrained motions, mechanism, machine	1
1.2	Degrees of freedom, Problem, Grashof's law	1
1.3	Inversion – Four Bar chain – Single Slider Chain – Practical Applications	2
1.4	Velocity Analysis – I Centre Method – Relative Velocity Method	2
1.5	Acceleration Analysis - Four Bar Mechanism – Single Slider Chain	2
1.6	Coriolis Component of Acceleration –Quick Return Mechanisms	2
1.7	Clutches – Theories - Classifications	1
2	Module 2 (CO2)	
2.1	Gear – Classifications – Terminology – Law of Gearing – Velocity of Sliding – Interference - Problems	3
2.2	Gear Train –Classifications - Problems on Epi cyclic gear trains	3
2.3	Brake – Theory – Classifications	2
3	Module 3 (CO3)	
3.1	Cam – Introduction - Classifications	1
3.2	Velocity and Acceleration Diagrams – Uniform Velocity – Uniform Acceleration and Deceleration – SHM – Calculations	2
3.3	Construction of Cam Profile	4
4	Module 4 (CO4)	
4.1	Static and dynamic balancing of rotating masses –Single and several masses in different planes	2
4.2	Balancing of reciprocating masses	3
4.3	Gyroscope – Introduction – Stabilization of Ships	2
4.4	Stabilization of Air Planes	2
5	Module 5 (CO5)	
5.1	Governors – Introduction –Classifications	2
5.2	Analytical Problems	2
5.3	Hunting – Sensitivity – Isochronism -Stability	2
5.4	Flywheels – Turning Moment Diagrams –Fluctuation of Energy	2
5.5	Analytical Problems	2

MODEL QUESTION PAPER**APJ ABDUL KALAM TECHNOLOGICAL UNIVERSITY****FIFTH SEMESTER B.TECH DEGREE EXAMINATION****Course Code : MET282****Course Name : THEORY OF MACHINES**

Max. Marks : 100

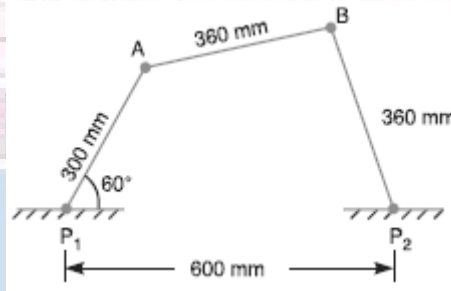
Duration : 3 Hours

PART – A**(ANSWER ALL QUESTIONS, EACH QUESTION CARRIES 3 MARKS)**

1. Write down the Kutzbach criterion of movability of plane mechanisms. Derive the Grubler's equation from it.
2. Explain the types of constrained motions with neat sketches.
3. With a neat sketch prove the common normal at the point of contact between a pair of teeth must always pass through the pitch point.
4. Explain the terms : (i) Module, (ii) Pressure angle, and (iii) Addendum.
5. Explain the different classifications of followers.
6. Define the following terms as applied to cam with a neat sketch :- (a) Base circle, (b) Pitch circle, (c) Pressure angle
7. Why reciprocating masses is cannot be completely balanced by revolving mass?
8. Derive the formula for the magnitude of gyroscopic couple.
9. Write down the differences between a gyroscope and a flywheel.
10. Explain the term hunting and isochronism.

PART – B**(ANSWER ONE FULL QUESTION FROM EACH MODULE)****MODULE – 1**

11. The dimensions and configuration of the four bar mechanism, shown in Figure, are as follows :
 $P_1A = 300$ mm; $P_2B = 360$ mm; $AB = 360$ mm, and $P_1P_2 = 600$ mm. The angle $AP_1P_2 = 60^\circ$. The crank P_1A has an angular velocity of 10 rad/s and an angular acceleration of 30 rad/s², both clockwise. Determine the angular velocities and angular accelerations of P_2B , and AB and the velocity and acceleration of the joint B . (14 marks)



OR

12. a) With neat sketches explain the inversions of a four bar mechanism. (7 marks)
 b) Derive the equation for the coriolis's component of acceleration. (7 marks)

MODULE – 2

13. An internal wheel B with 80 teeth is keyed to a shaft F . A fixed internal wheel C with 82 teeth is concentric with B . A compound wheel $D-E$ gears with the two internal wheels; D has 28 teeth and gears with C while E gears with B . The compound wheels revolve freely on a pin which projects from a disc keyed to a shaft A co-axial with F . If the wheels have the same pitch and the shaft A makes 800 r.p.m., what is the speed of the shaft F ? Sketch the arrangement. (14 marks)

OR

14. a) What do you mean by a self-energizing brake and self-locking brake. (4 Marks)
 b) A simple band brake operates on a drum of diameter 600 mm that is running at a speed of 200 rpm. The coefficient of friction is 0.3 . The brake band has an angle of contact of 270° . One end of it is fastened to a fixed pin and the other end to the brake arm 125 mm and is placed perpendicular to the line bisecting the angle of contact.
- What is the effort necessary at the end of brake arm to stop the wheel if 30 kW power is absorbed? What is the direction of rotation of drum for minimum pull?
 - What is the width of steel band required for this brake if the maximum tensile stress is not to exceed 50 N/mm² and the thickness of band is 2.5 mm.

(10 marks)

MODULE – 3

15. A cam rotating clockwise at a uniform speed of 1000 r.p.m. is required to give a roller follower the motion defined below : 1. Follower to move outwards through 50 mm during 120° of cam rotation, 2. Follower to dwell for next 60° of cam rotation, 3. Follower to return to its starting position during next 90° of cam rotation, 4. Follower to dwell for the rest of the cam rotation. The minimum radius of the cam is 50 mm and the diameter of roller is 10 mm. The line of stroke of the follower is off-set by 20 mm from the axis of the cam shaft. If the displacement of the follower takes place with uniform and equal acceleration and retardation on both the outward and return strokes, draw profile of the cam. (14 marks)

OR

16. From the following data, draw the profile of a cam in which the follower moves with simple harmonic motion during ascent while it moves with uniformly accelerated motion during descent : Least radius of cam = 50 mm ; Angle of ascent = 48° ; Angle of dwell between ascent and descent = 42° ; Angle of descent = 60° ; Lift of follower = 40 mm ; Diameter of roller = 30 mm ; Distance between the line of action of follower and the axis of cam = 20 mm. If the cam rotates at 360 r.p.m. anticlockwise, find the maximum velocity and acceleration of the follower during descent. (14 marks)

MODULE – 4

17. a) A shaft carries four masses A, B, C and D of magnitude 200 kg, 300 kg, 400 kg and 200 kg respectively and revolving at radii 80 mm, 70 mm, 60 mm and 80 mm in planes measured from A at 300 mm, 400 mm and 700 mm. The angles between the cranks measured anticlockwise are A to B 45° , B to C 70° and C to D 120° . The balancing masses are to be placed in planes X and Y. The distance between the planes A and X is 100 mm, between X and Y is 400 mm and between Y and D is 200 mm. If the balancing masses revolve at a radius of 100 mm, find their magnitudes and angular positions. (10 marks)
- b) Explain the term swaying couple and hammer blow (4 marks)

OR

18. A ship propelled by a turbine rotor which has a mass of 5000 kg and a speed of 2100 r.p.m. The rotor has a radius of gyration of 0.5 m and rotates in a clockwise direction when viewed from the stern. Find the gyroscopic effects in the following conditions: 1. The ship sails at a speed of 30 km/h and steers to the left in a curve having 60 m radius. 2. The ship pitches 6 degree above and 6 degree below the horizontal position. The bow is descending with its maximum velocity. The motion due to pitching is simple harmonic and the periodic time is 20 seconds. 3. The ship rolls and at a certain instant it has an angular velocity of 0.03 rad/s clockwise when viewed from stern. Determine also the maximum angular acceleration during pitching. Explain how the direction of motion due to gyroscopic effect is determined in each case.


(14 marks)

MODULE – 5

19. a) A Porter governor has all four arms 250 mm long. The upper arms are attached on the axis of rotation and the lower arms are attached to the sleeve at a distance of 30 mm from the axis. The mass of each ball is 5 kg and the sleeve has a mass of 50 kg. The extreme radii of rotation are 150 mm and 200 mm. Determine the range of speed of the governor. (10 marks)
- b) What is stability of a governor? How does it differ from sensitiveness? (4marks)

OR

20. A three cylinder single acting engine has its cranks set equally at 120° and it runs at 600 r.p.m. The torque-crank angle diagram for each cycle is a triangle for the power stroke with a maximum torque of 90 N-m at 60° from dead centre of corresponding crank. The torque on the return stroke is sensibly zero. Determine : 1. power developed. 2. coefficient of fluctuation of speed, if the mass of the flywheel is 12 kg and has a radius of gyration of 80 mm, 3. coefficient of fluctuation of energy, and 4. maximum angular acceleration of the flywheel. (14 marks)



CODE MET284	COURSE NAME THERMODYNAMICS	CATEGORY	L	T	P	CREDIT
		VAC	3	1	-	4

Preamble:

Thermodynamics is the study of energy. Without energy life cannot exist. Activities from breathing to the launching of rockets involves energy transactions and are subject to thermodynamic analysis. Engineering devices like engines, turbines, refrigeration and air conditioning systems, propulsion systems etc., work on energy transformations and must be analysed using principles of thermodynamics. So, a thorough knowledge of thermodynamic concepts is essential for a mechanical engineer. This course offers an introduction to the basic concepts and laws of thermodynamics.

Prerequisite: NIL

Course Outcomes:

After completion of the course the student will be able to

CO1	Understand basic concepts and laws of thermodynamics
CO2	Conduct first law analysis of open and closed systems
CO3	Determine entropy changes associated with different processes
CO4	Understand the application and limitations of the ideal gas equation of state
CO5	Determine change in properties of pure substances during phase change processes
CO6	Evaluate properties of ideal gas mixtures

Mapping of course outcomes with program outcomes

	PO1	PO2	PO3	PO4	PO5	PO6	PO7	PO8	PO9	PO10	PO11	PO12
CO1	2	2										2
CO2	2	2	1	1								1
CO3	3	3	2	2								1
CO4	2	2	2	2								1
CO5	3	3	2	1								1
CO6	3	3	2	2								1

Assessment Pattern

Blooms Category	CA			ESA
	Assignment	Test - 1	Test - 2	
Remember	25	20	20	10
Understand	25	40	40	20
Apply	25	40	40	70
Analyse	25			
Evaluate				
Create				

Continuous Internal Evaluation Pattern:

Attendance : 10 marks

Continuous Assessment Test (2 numbers) : 25 marks

Assignment/Quiz/Course project : 15 marks

Mark distribution & Duration of Examination :

Total Marks	CA	ESE	ESE Duration
150	50	100	3 Hours

End semester pattern:

There will be two parts; Part A and Part B. Part A contain 10 questions with 2 questions from each module, having 3 marks for each question. Students should answer all questions. Part B contains 2 questions from each module of which student should answer any one. Each question can have maximum 2 sub-divisions and carry 14 marks.

COURSE LEVEL ASSESSMENT QUESTIONS**Course Outcome 1**

1. Discuss the limitations of first law of thermodynamics.
2. Second law of thermodynamics is often called a directional law . Why?
3. Explain Joule-Kelvin effect. What is the significance of the inversion curve ?

Course Outcome 2

1. A mass of 2.4 kg of air at 150 kPa and 12°C is contained in a gas – tight, frictionless piston – cylinder device. The air is now compressed to a final pressure of 600 kPa . During this process, heat is transferred from the air such that the temperature inside the cylinder remains constant. Calculate the work input during this process.
2. Carbon dioxide enters an adiabatic nozzle steadily at 1 MPa and 500°C with a mass flow rate of 600 kg/hr and leaves at 100 kPa and 450 m/s. The inlet area of the nozzle is 40 cm². Determine (a) the inlet velocity and (b) the exit temperature
3. Water is being heated in a closed pan on top of a range while being stirred by a paddle – wheel. During the process, 30 kJ of heat is transferred to the water and 5 kJ of heat is lost to the surrounding air. The paddle – wheel work amounts to 500 N-m. Determine the final energy of the system, if its initial energy is 10 kJ.

Course Outcome 3

1. An adiabatic vessel contains 2 kg of water at 25°C. A paddle – wheel work transfer, the temperature of water is increased to 30°C. If the specific heat of water is assumed to be constant at 4.186 kJ/kg.K, find the entropy change of the universe.

2. Two kilograms of water at 80°C is mixed adiabatically with 3 kg of water at 30°C in a constant pressure process at 1 atm. Find the increase in entropy of the total mass of water due to the mixing process.

3. An iron block of unknown mass at 85°C is dropped into an insulated tank that contains 0.1 m^3 of water at 20°C . At the same time a paddle-wheel driven by a 200 W motor is activated to stir the water. Thermal equilibrium is established after 20 minutes when the final temperature is 24°C . Determine the mass of the iron block and the entropy generated during this process.

Course Outcome 4

1. Discuss the limitations of ideal gas equation.
2. Discuss law of corresponding states and its role in the construction of compressibility chart.
3. A rigid tank contains 2 kmol of N_2 and 6 kmol of CH_4 gases at 200 K and 12 MPa. Estimate the volume of the tank, using (a) ideal gas equation of state (b) the compressibility chart and Amagat's law

Course Outcome 5

1. Steam is throttled from 3 MPa and 600°C to 2.5 MPa. Determine the temperature of the steam at the end of the throttling process.
2. Determine the change in specific volume, specific enthalpy and quality of steam as saturated steam at 15 bar expands isentropically to 1 bar. Use steam tables
3. Estimate the enthalpy of vapourization of steam at 500 kPa, using the Clapeyron equation and compare it with the tabulated value

Course Outcome 6

1. A gaseous mixture contains, by volume, 21% nitrogen, 50% hydrogen and 29% carbon dioxide. Calculate the molecular weight of the mixture, the characteristic gas constant of the mixture and the value of the reversible adiabatic expansion index - γ . At 10°C , the C_p values of nitrogen, hydrogen and carbon dioxide are 1.039, 14.235 and 0.828 kJ/kg.K respectively.
2. A mixture of 2 kmol of CO_2 and 3 kmol of air is contained in a tank at 199 kPa and 20°C . Treating air to be a mixture of 79% N_2 and 21% O_2 by volume, calculate (a) the individual mass of CO_2 , N_2 and O_2 , (b) the percentage content of carbon by mass in the mixture and (c) the molar mass, characteristic gas constant and the specific volume of the mixture
3. A gas mixture in an engine cylinder has 12% CO_2 , 11.5% O_2 and 76.5% N_2 by volume. The mixture at 1000°C expands reversibly, according to the law $PV^{1.25} = \text{constant}$, to 7 times its initial volume. Determine the work transfer and heat transfer per unit mass of the mixture.

SYLLABUS

Module 1: Role of Thermodynamics and its applications in Engineering and Science –Basic Concepts Macroscopic and Microscopic viewpoints, Concept of Continuum, Thermodynamic System and Control Volume, Surrounding, Boundaries, Types of Systems, Universe, Thermodynamic properties, Process, Cycle, Thermodynamic Equilibrium, Quasi – static Process, State, Point and Path function. Zeroth Law of Thermodynamics, Measurement of Temperature, reference Points, Temperature Scales.

Module 2: Energy - Work - Pdv work and other types of work transfer, free expansion work, heat and heat capacity. Joule's Experiment- First law of Thermodynamics - First law applied to Non flow Process- Enthalpy- specific heats- PMM1, First law applied to Flow Process, Mass and Energy balance in simple steady flow process. Applications of SFEE, Limitations of the First Law.

Module 3: Second Law of Thermodynamics, Thermal Reservoir, Heat Engine, Heat pump – Kelvin-Planck and Clausius Statements, Equivalence of two statements, Reversibility, Irreversible Process, Causes of Irreversibility, PMM2, Carnot's theorem and its corollaries, Absolute Thermodynamic Temperature scale. Clausius Inequality, Entropy- Entropy changes in various thermodynamic processes, principle of increase of entropy and its applications, Entropy generation, Entropy and Disorder, Reversible adiabatic process- isentropic process, Third law of thermodynamics.

Module 4: Pure Substances, Phase Transformations, Triple point, properties during change of phase, T-v, p-v and p-T diagram of pure substance, p-v-T surface, Saturation pressure and Temperature, T-h and T-s diagrams, h-s diagrams or Mollier Charts, Dryness Fraction, steam tables. Property calculations using steam tables. The ideal Gas Equation, Characteristic and Universal Gas constants, Limitations of ideal Gas Model: Equation of state of real substances, Compressibility factor, Law of corresponding state, Compressibility charts.

Module 5: Mixtures of ideal Gases – Mole Fraction, Mass fraction, Gravimetric and volumetric Analysis, Dalton's Law of partial pressure, Amagat's Laws of additive volumes, Gibbs-Dalton's law Equivalent Gas constant and Molecular Weight, Properties of gas mixtures: Internal Energy, Enthalpy, specific heats and Entropy. General Thermodynamic Relations – Combined First and Second law equations – Helmholtz and Gibb's functions - Maxwell's Relations, Tds Equations. The Clapeyron Equation, equations for internal energy, enthalpy and entropy, specific heats, Throttling process, Joule Thomson Coefficient, inversion curve.

Text Books

1. P. K. Nag, Engineering Thermodynamics, McGraw Hill, 2013
2. E. Rathakrishnan Fundamentals of Engineering Thermodynamics, PHI, 2005
3. Y. A. Cengel and M. A. Boles, Thermodynamics an Engineering Approach, McGraw Hill, 2011

Reference Books:


1. Moran J., Shapiro N. M., Fundamentals of Engineering Thermodynamics, Wiley, 2006
2. R. E. Sonntag and C. Borgnakke, Fundamentals of Thermodynamics, Wiley, 2009
3. Holman J. P. Thermodynamics, McGraw Hill, 2004
4. M. Achuthan, Engineering Thermodynamics, PHI, 2004

APJ ABDUL KALAM
TECHNOLOGICAL
UNIVERSITY

COURSE PLAN

Module	Topics	Hours Allotted
1	Role of Thermodynamics and it's applications in Engineering and Science – Basic Concepts Macroscopic and Microscopic viewpoints, Concept of Continuum, Thermodynamic System and Control Volume, Surrounding, Boundaries, Types of Systems, Universe	2L
	Thermodynamic properties, Process, Cycle, Thermodynamic Equilibrium, Quasi – static Process, State, Point and Path function.	2L
	Zeroth Law of Thermodynamics, Measurement of Temperature, reference Points, Temperature Scales.	2L + 1T
2	Energy - Work - Pdv work and other types of work transfer, free expansion work, heat and heat capacity.	2L + 1T
	Joule's Experiment- First law of Thermodynamics - First law applied to Non flow Process- Enthalpy- specific heats- PMM1	2L + 1T
	First law applied to Flow Process, Mass and Energy balance in simple steady flow process. Applications of SFEE, Limitations of first law	2L + 1T
3	Second Law of Thermodynamics, Thermal Reservoir, Heat Engine, Heat pump – Kelvin-Planck and Clausius Statements, Equivalence of two statements	3L
	Reversibility, Irreversible Process, Causes of Irreversibility, PMM2, Carnot's theorem and its corollaries, Absolute Thermodynamic Temperature scale.	2L + 1T
	Clausius Inequality, Entropy- Entropy changes in various thermodynamic processes, principle of increase of entropy and its applications, Entropy generation, Entropy and Disorder, Reversible adiabatic process- isentropic process, Third law of thermodynamics	2L + 2T
4	Pure Substances, Phase Transformations, Triple point, properties during change of phase, T-v, p-v and p-T diagram of pure substance, p-v-T surface,	3L
	Saturation pressure and Temperature, T-h and T-s diagrams, h-s diagrams or Mollier Charts, Dryness Fraction, steam tables. Property calculations using steam tables	2L + 1T

	The ideal Gas Equation, Characteristic and Universal Gas constants, Limitations of ideal Gas Model: Equation of state of real substances, Compressibility factor, Law of corresponding state, Compressibility charts.	2L +1T
5	Mixtures of ideal Gases – Mole Fraction, Mass fraction, Gravimetric and volumetric Analysis, Dalton's Law of partial pressure, Amagat's Laws of additive volumes, Gibbs-Dalton's law.	2L
	Equivalent Gas constant and Molecular Weight, Properties of gas mixtures: Internal Energy, Enthalpy, specific heats and Entropy	2L +1T
	General Thermodynamic Relations – Combined First and Second law equations – Helmholtz and Gibb's functions - Maxwell's Relations	2L
	Tds Equations. The Clapeyron Equation, equations for internal energy, enthalpy and entropy, specific heats, Throttling process, Joule Thomson Coefficient, inversion curve.	2L + 1T



MODEL QUESTION PAPER**APJ ABDUL KALAM TECHNOLOGICAL UNIVERSITY**

THIRD SEMESTER B.TECH DEGREE EXAMINATION

Course Code : MET284**Course Name : THERMODYNAMICS**

(Permitted to use Steam Tables and Mollier Chart)

Max. Marks : 100

Duration : 3 Hours

Part – A

Answer all questions.

1. Define thermodynamics. List a few of its applications
2. Differentiate between intensive and extensive properties.
3. Differentiate between heat and work.
4. Explain system approach and control volume approach as applied in the analysis of a flow process.
5. An inventor claims to have developed an engine that delivers 26 kJ of work using 82 kJ of heat while operating between temperatures 120°C and 30°C. Is his claim valid ? Give the reason for your answer.
6. Show that two reversible adiabatics cannot intersect
7. Define (i) critical point and (ii) triple point, with respect to water
8. Why do real gases deviate from ideal gas behaviour? When do they approach ideal behaviour?
9. Define Helmholtz function and Gibbs function and state their significance
10. State Dalton's law and Amagat's laws for ideal gas mixtures.

(3 x 10 = 30 marks)

Part – B

Answer any two full questions from each module.

Module - 1

- 11.a] Explain macroscopic and microscopic approach to thermodynamics . (7 marks)
b] With the aid of a suitable diagram, explain the working of constant volume gas thermometer. (7 marks)

OR

- 12.a] What is meant by thermodynamic equilibrium ? What are the essential conditions for a system to be in thermodynamic equilibrium ? (7 marks)

- b] Express the temperature of 91°C in (i) Farenhiet (ii) Kelvin (iii) Rankine. (7 marks)

Module – 2

- 13.a] A mass of 2.4 kg of air at 150 kPa and 12°C is contained in a gas – tight, frictionless piston – cylinder device. The air is now compressed to a final pressure of 600 kPa . During this process, heat is transferred from the air such that the temperature inside the cylinder remains constant. Calculate the work input during this process. (7 marks)
- a] Air enters a 28 cm diameter pipe steadily at 200 kPa and 20°C with a velocity of 5m/s. Air is heated as it flows, and leaves the pipe at 180 kPa and 40°C . Determine (i) the volume flow rate of air at the inlet (ii) the mass flow rate of air and (iii) the velocity and volume flow rate at the exit. (7 marks)

OR

- 14.a] A turbine operates under steady flow conditions, receiving steam at the following conditions : pressure 1.2 MPa, temperature 188°C , enthalpy 2785 kJ/kg, velocity 33.3 m/s and elevation 3m. The steam leaves the turbine at the following conditions : pressure 20 kPa, enthalpy 25kJ/kg, velocity 100 m/s, and elevation 0 m. Heat is lost to the surroundings at the rate of 0.29 kJ/s. If the rate of steam flow through the turbine is 0.42 kg/s, what is the power output of the turbine in kW ? (7 marks)
- b] Derive the steady flow energy equation, stating all assumptions. (7 marks)

Module – 3

- 15.a] State the Kelvin-Planck and Clausius statements of the second law of thermodynamics and prove their equivalence. (7 marks)
- b] A heat engine operating between two reservoirs at 1000 K and 300 K is used to drive a heat pump which extracts heat from the reservoir at 300 K at a rate twice that at which the engine rejects heat to it. If the efficiency of the engine is 40 % of the maximum possible and the COP of the heat pump is 50 % of the maximum possible, what is the temperature of the reservoir to which the heat pump rejects heat ? What is the rate of heat rejection from the heat pump, if the rate of heat supply to the engine is 50kW ? (7 marks)

OR

- 16.a] A house is to be maintained at 21°C during winter and at 26°C during summer. Heat leakage through the walls, windows and roof is about 3000 kJ/hr per degree temperature difference between the interior of the house and the environment. A reversible heat pump is proposed for realising the desired heating and cooling. What is the minimum power required to run the

heat pump in the reverse, if the outside temperature during summer is 36°C ? Also find the lowest environment temperature during winter for which the inside of the house can be maintained at 21°C consuming the same power. (8 marks)

b] Give the Nernst statement of the third law and explain its significance. (6 marks)

Module – 4

17.a] Show the constant pressure transformation of unit mass of ice at atmospheric pressure and -20°C to superheated steam at 220°C on P-v, T-v and P-T coordinate systems and explain their salient features. (8 marks)

b] Nitrogen enclosed in a piston cylinder arrangement is at a pressure of 2 bar and temperature 75°C . Calculate the specific volume of Nitrogen using ideal gas equation. What would be the specific volume of this Nitrogen, if its compressibility factor at the prevailing condition is 0.9. (6 marks)

OR

18.a] Steam at 25 bar and 300°C expands isentropically to 5 bar. Calculate the change in enthalpy, volume and temperature of unit mass of steam during this process using steam tables and Mollier chart and compare the values (8 marks)

b] Explain law of corresponding states and its significance to the generalized compressibility chart. (6 marks)

Module – 5


19.a] Derive the expressions for the equivalent molecular weight and characteristic gas constant for a mixture of ideal gases. (6 marks)

b] 0.5 kg of Helium and 0.5 kg of Nitrogen are mixed at 20°C and at a total pressure of 100 kPa. Find (i) volume of the mixture (ii) partial volumes of the components (iii) partial pressures of the components (iv) the specific heats of the mixture and (v) the gas constant of the mixture. Take ratio of specific heats for Helium and Nitrogen to be 1.667 and 1.4 respectively. (8 marks)

OR

20.a] 2 kg of carbon dioxide at 38°C and 1.4 bar is mixed with 5 kg of nitrogen at 150°C and 1.03 bar to form a mixture at a final pressure of 70 kPa. The process occurs adiabatically in a steady flow apparatus. Calculate the final temperature of the mixture and the change in entropy during the mixing process. Take specific heat at constant pressure for CO₂ and N₂ as 0.85 kJ/kgK and 1.04 kJ/kg respectively. (7 marks)

b] Derive the Maxwell relations. Explain their significance? (7 marks)



ASSESSMENT PATTERN

Bloom's taxonomy	Continuous Assessment Tests		End Semester Examination (Marks)
	Test I (Marks)	Test II (Marks)	
Remember	25	25	25
Understand	15	15	15
Apply	30	25	30
Analyze	10	10	10
Evaluate	10	15	10
Create	10	10	10

Mark distribution

Total Marks	CIE marks	ESE marks	ESE duration
150	50	100	3 Hours

Continuous Internal Evaluation (CIE) Pattern:

Attendance	10 marks
Regular class work/tutorials/assignments	15 marks
Continuous Assessment Test (2 numbers)	25 marks

End semester pattern:- There will be two parts; Part A and Part B. Part A contain 10 questions with 2 questions from each module, having 3 marks for each question. Students should answer all questions. Part B contains 2 questions from each module of which student should answer any one. Each question can have maximum 2 subdivisions and carry 14 marks.

Course Level Assessment Questions

Course Outcome 1 (CO1): - Illustrate the basic principles of foundry practices and special casting processes, their advantages, limitations and applications.

1. Explain Why casting is an important manufacturing processes
2. Name the important factors in selecting sand for molds.
3. Why does die casting produce the smallest cast parts?
4. What is the difference between sand-mold and shell mold casting?

Course Outcome 2 (CO2): Categorize welding processes according to welding principle and material.

1. Describe the functions and characteristics of electrodes. What functions do coatings have? How are electrodes classified?
2. Describe the role of filler metals in welding.
3. Explain the significance of the stiffness of the components being welded on both weld quality and part shape.

Course Outcome 3 (CO3): Understand the advantages of LBM and EBM over fusion welding process.

1. What is the power of LBM and EBM used for welding?
2. Why LBM and EBM are better quality than fusion welding?
3. What is the HAZ of LBM as compared to fusion welding process.

Course Outcome 4 (CO4): An ability to understand the principles of the basic microelectronic processing technology.

1. Why is silicon the semiconductor most used in IC technology?
2. Define selectivity and isotropy and their importance in relation to etching.
3. Explain the differences between wet and dry oxidation.
4. How is epitaxy different from other techniques used for deposition? Explain.

Course Outcome 5 (CO5): Learn about key aspects of the microelectronics industry, from device design, to processing, to photolithography, to manufacturing and packaging. Students will come out knowing the core processes of ion implantation, diffusion, oxidation, deposition, etching, including the fundamental physical mechanisms, and the necessary understanding for using these processes in a manufacturing environment.

1. Describe bulk and surface micromachining.
2. Lithography produces projected shapes, so true three dimensional shapes are more difficult to produce. What lithography processes are best able to produce three-dimensional shapes, such as lenses? Explain.
3. Explain how you would produce a spur gear if its thickness was one-tenth of its diameter and its diameter was (a) 10 μm , (b) 100 μm , (c) 1 mm, (d) 10 mm, and (e) 100 mm.

SYLLABUS

Module I

Metal casting:-sand casting:- shell molding, evaporative pattern casting, investment casting, permanent mold casting, vacuum casting, slush casting, pressure casting, die casting, centrifugal casting, squeeze casting, semi solid metal forming, casting for single crystal, casting defects.

Module II

Powder metallurgy:-powder production methods; powder characteristics; blending, mixing; compaction of metal powders; sintering fundamentals and mechanisms; infiltration and impregnation - Welding: arc welding: non consumable electrodes; heat affected zone; quality; case study and weld ability of metals.

Module III

Consumable electrodes; electron and laser beam welding; heat affected zone; power density; weld

quality; case study; applications - Brazing:- filler metals, fluxes, joint strength; brazing methods, applications -Soldering:- solders and fluxes - soldering methods - solder ability, case study, typical joint designs, applications.

Module IV

Metal forging: quality, defects -Metal extrusion: process, defects, applications - Metal drawing process, drawing practice, defects, applications - Fabrication of microelectronic devices - crystal growing and wafer preparation - Film deposition - oxidation - Photo lithography

Module V

Different lithography methods - Etching, wet etching, dry etching- diffusion and Ion implantation- metallization and testing - wire bonding and packing - yield and reliability - fabrication of micro electro mechanical devices.

Text Books

1. Serope Kalpakjian, Steven R. Schmid - Manufacturing Engineering and Technology, seventh edition, Pearson.

Reference

1. <https://nptel.ac.in/courses/103106075/>
2. Principles of Metal Casting – Hine and Rosenthal
3. Materials and Processes in Manufacturing - Paul Degarma E and Ronald A. Kosher
4. Manufacturing Technology Foundry, Forming and Welding – P. N. Rao

MODEL QUESTION PAPER

MANUFACTURING PROCESS - MET 286 Max. Marks :

100

Duration : 3 Hours

Part – A

Answer all questions.

Answer all questions, each question carries 3 marks

1. What are composite molds? Why are they used?
2. What are the advantages of pressure casting over other processes?
3. Describe what occurs to metal powders during sintering.
4. Explain the basic principles of arc-welding processes.
5. Are fluxes necessary in brazing? If so, why?
6. Soldering is generally applied to thinner components. Explain Why.
7. Why is control of the volume of the blank important in closed-die forging?
8. Define selectivity and isotropy and their importance in relation to etching.
9. Describe the difference between isotropic etching and anisotropic etching.
10. What is the difference between chemically reactive ion etching and dry-plasma etching?

PART -B

Answer one full question from each module.

MODULE -1

11. Explain why squeeze casting produces parts with better mechanical properties, dimensional accuracy, and surface finish than do expendable-mold processes (14 marks).

OR

12. Explain different types of casting defects in detail (14 marks).

MODULE -2

13. a.Explain the difference between impregnation and infiltration. Give some applications of each (7 marks).
b.Describe the relative advantages and limitations of cold and hot isostatic pressing (7 marks).

OR

14. Explain the factors that contribute to the differences in properties across a welded joint (14 marks).

MODULE -3

15. a.What are the principles of (a) wave soldering and (b) reflow soldering? (7 marks).
b.It is common practice to tin-plate electrical terminals to facilitate soldering. Why is tin that is used? (7 marks).

OR

16. Examine various household products and describe how their components are joined and assembled. Explain why those particular processes were used and not others (14 marks).

MODULE -4

17. a.Describe the factors involved in precision forging (7 marks).
b.Explain why cold extrusion is an important manufacturing process (7 marks).

OR

18. a.A common problem in ion implantation is channeling, in which the high-velocity ions travel deep into the material via channels along the crystallographic planes before finally being stopped. How could this effect be avoided? Explain (7 marks).
b.Describe your understanding of the important features of clean rooms and how they are maintained (7 marks).

MODULE -5

19. a.List the advantages and disadvantages of surface micromachining compared with bulk micromachining (7 marks).
b.What is the difference between chemically reactive ion etching and dry-plasma etching? (7 marks).

OR

20. a. What is the main limitation to successful application of MEMS? (7 marks).
b. What is the purpose of a spacer layer in surface micromachining? (7 marks).

Course content and lecture schedules.

Module	TOPIC	No. of hours	Course outcomes
1.1	Metal casting:-sand casting:- sand, types of sand mold, pattern, cores, casting operations.	2	CO1
1.2	Shell molding, plaster and ceramic mold casting; evaporative pattern casting, investment casting,	3	CO1 CO5
1.3	Permanent mold casting, vacuum casting, slush casting, pressure casting, die casting,	2	

1.4	Centrifugal casting, squeeze casting, semi solid metal forming - applications of each process.	2	CO1
1.5	Casting for single crystal, applications of each process, casting defects.	1	
2.1	Powder metallurgy:-powder production methods, atomization, reduction, electrolytic deposition, carbonyls, comminution.	2	CO2
2.2	Powder characteristics:- particle size, shape and distribution	1	CO2 CO5
2.3	Blending, mixing and compaction of metal powders, isostatic pressing	2	CO2
2.4	Sintering: fundamentals and mechanisms - infiltration and impregnation.	1	
2.5	Welding: arc welding non consumable electrodes, heat transfer in arc welding, gas tungsten arc, plasma arc and atomic hydrogen welding; heat affected zone, weld ability, weld quality, applications of each processes.	3	CO4 CO5
3.1	Consumable electrodes:-shielded metal, submerged, gas metal arc welding, heat affected zone, weld ability, weld quality, applications of each processes.	3	CO4
3.3	Electron and laser beam welding, heat affected area, power density, weld quality, heat affected zone, case study, applications of each processes.	1	
3.4	Brazing:- filler metals, fluxes, joint strength; brazing methods, torch, furnace, induction, resistance, dip brazing, applications of each processes.	2	CO4
3.5	Soldering:-types of solders and fluxes - different soldering methods - solder ability, case study, typical joint designs, applications of each processes.	2	CO4
4.1	Metal forging:-open die, impression die, closed die, precision die, quality, defects.	3	CO4
4.2	Metal extrusion:-process, hot, cold, impact and hydrostatic extrusion; defects, applications - Metal drawing process- drawing practice- defects, applications of each processes.	3	
4.3	Fabrication of microelectronic devices:-clean rooms-semiconductors and silicon- crystal growing and wafer preparation	2	CO4
4.4	Film deposition - oxidation - Photo lithography	1	
5.1	electron beam lithography, X-ray, Ion beam, photo resistant lithography, scattering with angular limitations projection electron beam lithography.	1	CO4
5.2	Etching:- wet etching:- isotropic etchants, anisotropic etching - dry etching:-sputter, reactive plasma, physical chemical and cryogenic dry etching.	2	CO4
5.3	Diffusion and Ion implantation- metallization and testing- Wire bonding and packing-yield and reliability - printed circuit boards	3	CO4 CO5
5.4	Fabrication of micro electro-mechanical devices:-micromachining of MEMS devices: bulk and surface micro machining, single crystal silicon reactive etching and metallization, silicon micromachining by single step plasma etching, etching combined with diffusion bonding with suitable example and applications.	3	CO4



SEMESTER -4

HONOURS

CODE	COURSE NAME	CATEGORY	L	T	P	CREDIT
		MET292	CONTINUUM MECHANICS	VAC	3	1

Preamble:

At the end of the course the students will have a comprehensive, systematic and integrated knowledge of the principles of continuum mechanics. They be conversant with physical laws and analytical tools such as tensor calculus required to formulate and solve continuum problems. Also they have an in-depth understanding of the common principles which underlie the disciplines of solid mechanics and fluid mechanics – hitherto considered mostly separate. The course equip the students to pursue further specialized areas of study such as aeroelasticity, nonlinear mechanics, biomechanics etc. which are essentially based on continuum mechanics.

Prerequisite:

MECHANICS OF SOLIDS

Course Outcomes:

After the completion of the course the student will be able to

CO 1	Make use of the concepts of tensor formalism for practical applications
CO 2	Apply deformation and strain concepts for practical situations
CO 3	Identify stresses acting on components subjected to complex loads
CO 4	Make use of fundamental laws for problem formulations and mathematical modeling
CO 5	Develop constitutive relations and solve 2 D elasticity problems

Mapping of course outcomes with program outcomes

	PO 1	PO 2	PO 3	PO 4	PO 5	PO 6	PO 7	PO 8	PO 9	PO10	PO 11	PO 12
CO 1	3				2				2			3
CO 2	3	3	3		2	1			2			3
CO 3	3	3	3		2	1			2			3
CO 4	3								2			3
CO 5	3	3	3		2	1			2			3

Assessment Pattern

Bloom's Category	Continuous Assessment Tests		End Semester Examination
	1	2	
Remember	10	10	10
Understand	20	20	20
Apply	20	20	70
Analyse			
Evaluate			
Create			

Mark distribution

Total Marks	CIE	ESE	ESE Duration
150	50	100	3 hours

Continuous Internal Evaluation Pattern:

Attendance	: 10 marks
Continuous Assessment Test (2 numbers)	: 25 marks
Assignment/Quiz/Course project	: 15 marks

End Semester Examination Pattern:

There will be two parts; Part A and Part B. Part A contain 10 questions with 2 questions from each module, having 3 marks for each question. Students should answer all questions. Part B contains 2 questions from each module of which student should answer any one. Each question can have maximum 2 sub-divisions and carry 14 marks.

COURSE LEVEL ASSESSMENT QUESTIONS**Course Outcome 1**

1. With the help of mathematical derivations obtain the relation between circulation of a vector field per unit area around a point in a plane and curl of the vector.
2. Prove the vector identity $u \times (v \times w) = (u \cdot w)v - (u \cdot v)w$
3. Show that a) $\delta_{3p}v_p = v_3$ b) $\delta_{3i}A_{ji} = A_{j3}$

Course Outcome 2

1. Discuss the physical interpretations of components of Linearized strain tensor.
2. Given the displacement components $u_1 = kx_2^2, u_2 = 0, u_3 = 0, k = 10^{-4}$, obtain infinitesimal strain tensor E
3. Given $x_1 = X_1 + 2X_2, x_2 = X_2, x_3 = X_3$, obtain the right Cauchy Green deformation tensor, right stretch tensor and rotation tensor.

Course Outcome 3

1. Given a continuum, where the stress state is known at one point and is represented by the Cauchy stress tensor components $[\sigma_{ij}] = \begin{bmatrix} 1 & 1 & 0 \\ 1 & 1 & 0 \\ 0 & 0 & 2 \end{bmatrix}$ Pa, find the principal stresses and principal directions.
2. The stress state at one point is represented by the Cauchy stress components $[\sigma_{ij}] = \begin{bmatrix} \sigma & a\sigma & b\sigma \\ a\sigma & \sigma & c\sigma \\ b\sigma & c\sigma & \sigma \end{bmatrix}$, where a, b, c constants are and σ is the value of the stress. Determine the constants such that the traction vector on the octahedral plane is zero.
3. Find the maximum principal stress, maximum shear stress and their orientations for the state of stress given $[\sigma_{ij}] = \begin{bmatrix} 6 & 9 & 0 \\ 9 & -6 & 0 \\ 0 & 0 & 3 \end{bmatrix}$ MPa

Course Outcome 4

1. Explain Reynold's Transport Theorem
2. Prove the symmetry of stress using principle of conservation of angular momentum.
3. Obtain the Eulerian form of continuity equation

Course Outcome 5

1. From linear elastic constitutive relation for isotropic materials, deduce the strain stress relation
$$\varepsilon_{ij} = \frac{1+\nu}{E} \sigma_{ij} - \frac{\nu}{E} \sigma_{kk} \delta_{ij}$$
2. Formulate the stress compatibility equation for plain strain problems in the absence of body force.
3. Derive the stress compatibility equation for a plain stress problem with body force. State the condition under which it becomes the biharmonic equation.

MODEL QUESTION PAPER

APJ ABDUL KALAM TECHNOLOGICAL UNIVERSITY

IV SEMESTER B.TECH DEGREE EXAMINATION

Course Code : MET292

Course Name : CONTINUUM MECHANICS

PART A

Each question carries three marks

1. Differentiate between vector space and inner product space.
2. Prove $\text{div}(\mathbf{A} \times \mathbf{B}) = \text{curl} \mathbf{A} \cdot \mathbf{B} - \text{curl} \mathbf{B} \cdot \mathbf{A}$, using indicial notation.
3. Differentiate between Lagrangian and Eulerian description of fluid motion.
4. The Lagrangian coordinate of a material particle is $(x(t), y(t), z(t))$. Obtain the mathematical expression for the component of acceleration along the direction of motion of the material particle.
5. Derive an equation for octahedral shear stress in terms of the stress invariants.
6. The Cauchy stress tensor at a point P is given $\sigma_{ij} = \begin{bmatrix} 5 & 6 & 7 \\ 6 & 8 & 9 \\ 7 & 9 & 2 \end{bmatrix}$ GPa. Obtain the deviatoric and volumetric parts of the tensor.
7. Deduce the equilibrium equations from linear momentum principle.
8. Express the local and global form of Reynold's Transport Theorem.
9. Write down the stress strain relations of a linear elastic isotropic material.
10. Write down the radial and tangential components of stress in terms of Airy's stress function.

PART B

Answer one full question from each module.

MODULE 1

- 11 a) Evaluate using indicial notation (8)
- i. $\mathbf{u} \times (\mathbf{v} \times \mathbf{w})$
 - ii. $(\mathbf{uv}) : (\mathbf{ws})$
- b) Expand using summation convention (6)
- iii. $\rho \dot{v}_i = \rho b_i + \sigma_{ij,j}$
 - iv. $e'_i = Q_{mi} e_m$

OR

- 12 a) Prove that $[A \ B \ C][D \ E \ F] = \begin{bmatrix} A.D & A.E & A.F \\ B.D & B.E & B.F \\ C.D & C.E & C.F \end{bmatrix}$, from there show that

$$e_{ijk}e_{rst} = \begin{bmatrix} \delta_{ir} & \delta_{is} & \delta_{it} \\ \delta_{jr} & \delta_{js} & \delta_{jt} \\ \delta_{kr} & \delta_{ks} & \delta_{kt} \end{bmatrix} \quad (9)$$

- b) Establish the identity $e_{ijk}e_{mnk} = \delta_{im}\delta_{jn} - \delta_{in}\delta_{jm}$ (5)

MODULE 2

- 13 a) Given the motion of a body $x_i = X_i + 0.2tX_2\delta_{1i}$, for a temperature field given by $\theta = 2x_1 + (x^2)^2$, find the material description of temperature and the rate of change of temperature of a particle at time $t=0$, which was at the place $(0,1,0)$. (8)

- b) Derive compatibility equation (6)

OR

- 14 a) Given that $[F] = \begin{bmatrix} \sqrt{3} & 1 & 0 \\ 0 & 2 & 0 \\ 0 & 0 & 1 \end{bmatrix}$, determine the left and right stretch tensors. (14)

- b) Explain infinitesimal deformation theory.

- c) Obtain an expression for Linearized strain.

MODULE 3

- 15 a) The stress matrix in MPa when referred to axes $Px_1x_2x_3$ is (14)

$$[\sigma_{ij}] = \begin{bmatrix} 3 & 10 & 0 \\ -10 & 0 & 30 \\ 0 & 30 & -27 \end{bmatrix}$$

Determine

- i. the principal stresses
- ii. principal planes
- iii. maximum shear stress
- iv. Octahedral normal and shear stress

OR

- 16 a) The principal stresses of stress at a point are σ_1, σ_2 and σ_3 with $\sigma_1 > \sigma_2 > \sigma_3$. Now derive equations of the direction cosines of a plane passing through this point, which is subjected to normal and shear stress σ_n and τ_n respectively. (6)
- b) For the stress state given

$$[\sigma_{ij}] = \begin{bmatrix} 12 & 9 & 0 \\ 9 & -12 & 0 \\ 0 & 0 & 6 \end{bmatrix} \text{ MPa}$$

where the Cartesian coordinate variables X_i are in meters and the unit of stress are MPa. Determine the principal stresses and principal directions of stress at the point $X = e_1 + 2e_2 + 3e_3$. (8)

MODULE 4

- 17 a) Derive the differential form of conservation of energy. (4)
- b) What is localization theorem? Write down its relevance in the derivation of differential equations. (6)
- c) Derive the Cauchy's equation of motion using the conservation of linear momentum principle (4)

OR


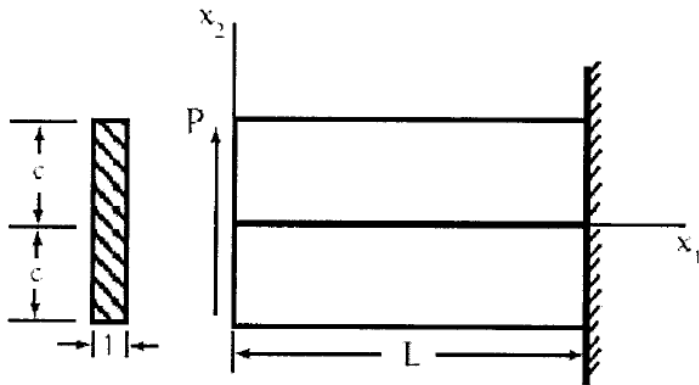
- 18 a) Prove the symmetry of stress $\sigma_{ij} = \sigma_{ji}$ using principle of conservation of angular momentum. (8)
- b) Obtain the Eulerian form of continuity equation. (6)

MODULE 5

- 19 a) Show that for an isotropic elastic medium (6)
- a. $\lambda = \frac{E\nu}{(1+\nu)(1-2\nu)}$ b) $\mu = \frac{E}{2(1+\nu)}$
- b. Determine the radial stress and tangential stress developed in a thick cylinder of internal radius ' a ' and external radius ' b ' subjected internal pressure P_i and external pressure P_o using stress function method. (8)

OR

- 20 Consider a special stress function having the form $\phi = B_2x_1x_2 + D_4x_1x_3$. Show that this stress function may be adapted to solve for the stresses in an end-loaded cantilever beam as shown in the sketch. Assume the body forces are zero for this problem. (14)



SYLLABUS

Module 1

Mathematical preliminaries - Index notation, Einstein's summation convention- Kronecker delta and Levi-Civita symbols, Cartesian basis- Concept of tensor- Tensor as a linear transformation - Vector as a first order tensor- Coordinate transformation of vectors and tensors.

Principal values, trace and invariants-Gradient, divergence and curl of vector and tensor fields- Vector identities-Gauss' divergence and Stokes' theorems.

Module 2

Concept of continua- Reference and current configuration- Deformation gradient tensor- Lagrangian and Eulerian description of motion.

Polar decomposition theorem- Right and left Cauchy Green tensors- Infinitesimal deformation theory- Linearized strain- Principal strains- Saint Venant's compatibility equations

Module 3

Traction- Cauchy stress tensor- Stress component along orthonormal basis vector- Components of Cauchy stress tensor on any plane.

Principal planes- Principal stress components- Normal and shear stresses- Stress transformation- Equilibrium equations

Module 4

Balance Laws - Reynold's transportation theorem- Localization theorem- Lagrangian and Eulerian forms of equation for mass balance.

Balance of linear momentum equation- Balance of angular momentum- Symmetry of stress tensor- Balance of energy

Module 5

Constitutive relations - Generalized Hooke's law for isotropic materials in indicial and matrix forms- Relation connecting Lamé's constants with Young's modulus, Poisson's ratio and Bulk modulus.

2D formulation of field equations; Airy's stress function- Biharmonic equation-Uni axial tension and pure bending of a beam; End loaded cantilever- Polar coordinates- Axisymmetric formulation- Lamé's thick cylinder problem- Quarter circle cantilevered beam with radial load.

Text Books

1. G. Thomas Mase, George E. Mase.. Ronald E. Smelser. Continuum mechanics for engineers 3rd ed CRC Press
2. . Lawrence E. Malvern. Introduction to the Mechanics of a Continuous Medium – Prentice Hall

Reference Books

1. J.H. Heinbockel, Introduction to Tensor Calculus and Continuum Mechanics – Open Source
2. W. Michael Lai, David Ribin, Erhard Kaempl, Introduction to Continuum Mechanics 4th Ed., Butterworth- Heinemann
3. J. N. Reddy, An Introduction to Continuum Mechanics with applications - Cambridge University Press
4. Y. C. Fung, A First Course in Continuum Mechanics for Physical and Biological Engineers and scientists - Prentice Hall
5. Han-Chin W, Continuum mechanics and plasticity - CRC Press
6. Sudhakar Nair, Introduction to Continuum Mechanics – Cambridge University press
7. Morton E. Gurtin, An introduction to continuum mechanics, Academic Press
8. S.P. Timoshenko, J.N. Goodier, Theory of Elasticity, 3rd Edition, McGraw Hill Publishing

COURSE CONTENTS AND LECTURE SCHEDULE

Sl. No.	Topic	Number of lecture hours
1	Index notation, Einstein's summation convention- Kronecker delta and Levi-Civita symbols	2
2	Cartesian basis- Concept of tensor- Tensor as a linear transformation - Vector as a first order tensor	1
3	Coordinate transformation of vectors and tensors.	2
4	Principal values, trace and invariants	2
5	Gradient, divergence and curl of vector and tensor fields	2
6	Vector identities-Gauss' divergence and Stokes' theorems.	1
7	Concept of continua- Reference and current configuration, Lagrangian and Eulerian description of motion	2
8	Deformation gradient tensor, Right and left Cauchy Green tensors	2

9	Infinitesimal deformation theory- Linearized strain	2
10	Principal strains	1
11	Polar decomposition theorem	1
12	Saint Venant's compatibility equations	1
13	Traction- Cauchy stress tensor- Stress component along orthonormal basis vector	2
14	Components of Cauchy stress tensor on any plane., Normal and shear stresses	2
15	Principal planes- Principal stress components	2
16	Stress transformation	2
17	Reynold's transportation theorem- Localization theorem, Introduction on Balance Laws	1
18	Lagrangian and Eulerian forms of equation for mass balance.	1
19	Balance of linear momentum, equilibrium equations	1
20	Balance of angular momentum, Symmetry of stress tensor	1
21	Balance of energy	1
22	Constitutive relations - Generalized Hooke's law for isotropic materials in indicial and matrix forms	1
23	Relation connecting Lamé's constants with Young's modulus, Poisson's ratio and Bulk modulus.	1
24	2D formulation of field equations; Airy's stress function; Biharmonic equation	4
25	Uni axial tension and pure bending of a beam; End loaded cantilever	1
26	Polar coordinates; Axisymmetric formulation	2
27	Lamé's thick cylinder problem	2
28	Quarter circle cantilevered beam with radial load.	2

CODE MET294	COURSE NAME ADVANCED MECHANICS OF FLUIDS	CATEGORY	L	T	P	CREDIT
		VAC	3	1	0	4

Preamble:

This course is a survey of principal concepts and methods of fluid dynamics. Topics include conservation equations, exact solutions of Navier-Stokes Equations, potential flow solutions, Boundary layers; introduction to turbulence and turbulence modelling

Prerequisite:

MET 203- Mechanics of Fluids

Course Outcomes: After the completion of the course the student will be able to

CO 1	Apply conservation equations of fluid mechanics
CO 2	Use potential flow theory in fluid problems
CO 3	Utilize approximate solutions of the Navier-Stokes equations
CO 4	Compute effect on boundary layers.
CO 5	Explain turbulence and turbulence modelling

Mapping of course outcomes with program outcomes

	PO 1	PO 2	PO 3	PO 4	PO 5	PO 6	PO 7	PO 8	PO 9	PO 10	PO 11	PO 12
CO 1	3											
CO 2	3	2	1									
CO 3	3	2	1	1								
CO 4	3	2	1									
CO 5	3	1										

Assessment Pattern

Blooms Category	CA			ESA
	Assignment	Test - 1	Test - 2	
Remember	25	20	20	10
Understand	25	40	40	20
Apply	25	40	40	70
Analyse	25			
Evaluate				
Create				

Continuous Internal Evaluation Pattern:

Attendance : 10 marks

Continuous Assessment Test (2 numbers) : 25 marks

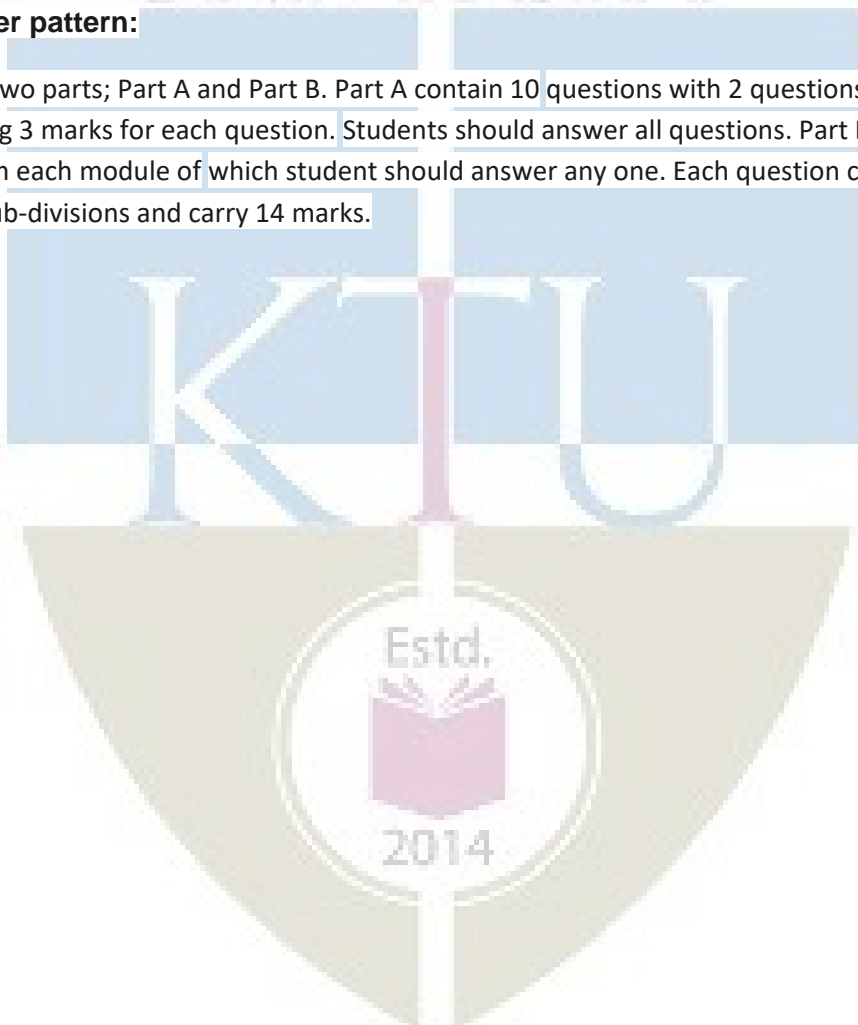
Assignment/Quiz/Course project : 15 marks

Mark distribution & Duration of Examination :

Total Marks	CA	ESE	ESE Duration
150	50	100	3 Hours

End semester pattern:

There will be two parts; Part A and Part B. Part A contain 10 questions with 2 questions from each module, having 3 marks for each question. Students should answer all questions. Part B contains 2 questions from each module of which student should answer any one. Each question can have maximum 2 sub-divisions and carry 14 marks.



COURSE LEVEL ASSESSMENT QUESTIONS

MECHANICAL ENGINEERING

Course Outcome 1

1. What is the significance of RTT in the study of transport phenomena.
2. Explain the relationship between the stress tensor and the rate of deformation.
3. Derive the expression for the Navier-Stokes equation and explain the different terms involved.

Course Outcome 2

1. Derive the expression for stream function and potential function of a doublet using the potential flow theory.
2. Derive the expression for lift for flow past a cylinder with circulation.
3. What is the significance of conformal mapping?

Course Outcome 3

1. Derive the expression for the pressure gradient for Couette flow.
2. Explain the working of a Viscometer based on the flow through a rotating annulus.
3. What is Stokes' first problem?

Course Outcome 4

1. Explain the development of boundary layer along a thin flat plate held parallel to a uniform flow. Point out the salient features.
2. Discuss on the effect of pressure gradient on boundary layer separation.
3. Find the thickness of the boundary layer at the trailing edge of a smooth plate of length 5 m and width 1.2 m when the plate is moving at 5 m/s in stationary air. Take the kinematic viscosity of air as 0.11 stokes.

Course Outcome 5

1. What are the semi-empirical theories associated with turbulent flow?
2. Explain the two equation models used in turbulent flow.
3. Distinguish between DNS and LES.

Syllabus

Module 1: Concept of viscosity, stress tensor, relation between stress and rate of deformation, Stokes hypothesis, Reynolds Transport Theorem, Mass, Momentum and Energy conservation, Derivation of Navier-Stokes equations.

Module 2: Potential flow: Uniform flow, source flow, sink flow, free vortex flow and super imposed flow-source and sink pair, doublet, plane source in a uniform flow (flow past a half body), source and sink pair in a uniform flow (flow past a Rankine oval body), doublet in a uniform flow (flow past a circular cylinder). Pressure distribution on the surface of the cylinder. Flow past a cylinder with circulation, Kutta-Juokowsky's law. Complex flow potential, complex flow potentials for source, sink, vortex and doublet. Potential flow between two parallel plates, potential flow in a sector. Introduction to conformal transformation, conformal mapping.

Module 3: Exact Solutions of Navier Stokes Equations. Parallel flow through straight channel and Couette flow. Couette flow for negative, zero and positive pressure gradients, flow in a rotating annulus, Viscometer based on rotating annulus. Flow at a wall suddenly set to motion (Stokes first problem)

Module 4: Boundary layer equations; Boundary layer on a flat plate, Prandtl boundary layer equations, Blasius solution for flow over a flat plate, Von- Karman momentum integral equations, Pohlhausen approximation solution of boundary layer for non-zero pressure gradient flow, favorable and adverse pressure gradients, flow separation and vortex shedding. Boundary layer control.

Module 5: Introduction Statistical approach to turbulent flows, Length and time scales and Kolomogrov's energy cascading theory Reynolds averaged Navier Stokes equations, Turbulence modeling. Concept of eddy viscosity and Prandtl's mixing length hypothesis Zero, one and two equation turbulence models and Reynold's stress models. Concepts of LES and DNS.

Text Books

- (1) White, F. M. *Viscous Fluid Flow*, McGraw Hill Education; 3 edition, 2017
- (2) Schlichting, H. *Boundary layer theory*. McGraw Hill Education; 7 edition, 2014

COURSE PLAN

Module	Topics	Hours Allotted
I	Concept of viscosity, stress tensor, relation between stress and rate of deformation, Stokes hypothesis, Reynolds Transport Theorem, Mass, Momentum and Energy conservation, Derivation of Navier-Stokes equations.	6-2-0
II	Potential flow: Uniform flow, source flow, sink flow, free vortex flow and super imposed flow-source and sink pair, doublet, plane source in a uniform flow(flow past a half body), source and sink pair in a uniform flow(flow past a Rankine oval body), doublet in a uniform flow(flow past a circular cylinder). Pressure distribution on the surface of the cylinder. Flow past a cylinder with circulation, Kutta-Juokowsky's law. Complex flow potential, complex flow potentials for source, sink, vortex and doublet. Potential flow between two parallel plates, potential flow in a sector. Introduction to conformal transformation, conformal mapping.	7-2-0
III	Exact Solutions of Navier Stokes Equations. Parallel flow through straight channel and couette flow. Couette flow for negative, zero and positive pressure gradients, flow in a rotating annulus, Viscometer based on rotating annulus. Flow at a wall suddenly set to motion (Stokes first problem)	6-2-0
IV	Boundary layer equations; Boundary layer on a flat plate, Prandtl boundary layer equations, Blasius solution for flow over a flat plate, Von- Karman momentum integral equations, Pohlhausen approximation solution of boundary layer for non-zero pressure gradient flow, favorable and adverse pressure gradients, flow separation and vortex shedding. Boundary layer control.	8-3-0
V	Introduction Statistical approach to turbulent flows, Length and time scales and Kolomogrov's energy cascading theory Reynolds averaged Navier Stokes equations, Turbulence modeling. Concept of eddy viscosity and Prandtl's mixing length hypothesis Zero, one and two equation turbulence models and Reynold's stress models. Concepts of LES and DNS.	7-2-0

MODEL QUESTION PAPER
APJ ABDUL KALAM TECHNOLOGICAL UNIVERSITY
IV SEMESTER B.TECH DEGREE EXAMINATION
MET294 ADVANCED MECHANICS OF FLUIDS
Mechanical Engineering

Maximum: 100 Marks

Duration: 3 hours

PART A

Answer all questions, each question carries 3 marks

1. What is Stokes hypothesis?
2. What is the importance of RTT in the study of transport phenomena?
3. What are the different elementary flows used in potential flow theory?
4. Draw the stream-lines and potential lines for a doublet in a uniform flow and mark the different regions.
5. With a neat sketch explain the Stokes first problem.
6. Draw the velocity profile in Couette flow for negative, zero and positive pressure gradients.
7. With a neat sketch explain the different regions of boundary layer flow over a flat plate
8. What are the different methods employed in controlling the boundary layer separation?
9. Explain Prandtl's Mixing length theory.
10. What is the importance of Turbulence Modeling in fluid dynamics?

(10×3=30 Marks)

PART B

Answer one full question from each module

MECHANICAL ENGINEERING

MODULE-I

11. (a) Derive Reynolds Transport Theorem. (7 Marks)
(b) Derive the expression for the law of conservation of mass from RTT. (7 Marks)
12. (a) Derive Navier-Stokes equations in Cartesian coordinate system. (10 Marks)
(b) Write the expanded form of Navier-Stokes equations in Cartesian coordinate system. (4 Marks)

MODULE-II

13. (a) Explain uniform flow with source and sink. Obtain an expression for stream and velocity potential function and show their approximate distribution. (7 Marks)
(b) A uniform flow with a velocity of 2m/s is flowing over a source placed at the origin. The stagnation point occurs at $(-0.398, 0)$. Determine: (i) Strength of the source, (ii) Maximum width of Rankine half-body and (iii) Other principal dimensions of the Rankine half-body. (7 Marks)
14. (a) A uniform flow with a velocity of 3m/s is flowing over a plane source of strength $30\text{m}^2/\text{s}$. The uniform flow and source flow are in the same plane. A point P is situated in the flow field. The distance of the point P from the source is 0.5m and it is at an angle of 30° to the uniform flow. Determine: (i) stream function at point P (ii) resultant velocity of flow at P and (iii) location of stagnation point from the source. (10 Marks)
(b) Describe the following terms: i) Complex flow potential ii) Conformal mapping (4 Marks)

MODULE-III

15. (a) An oil of viscosity 18 poise flows between two horizontal fixed parallel plates which are kept 150mm apart. The maximum velocity of flow is 1.5m/s. Find:
i. The pressure gradient
ii. The shear stress at the two horizontal parallel plates
iii. The discharge per unit width for laminar flow of oil. (7 Marks)
- (b) Explain the significance of Navier-Stokes equation in viscous fluid flow. Derive the expression for flow in a rotating annulus from the Navier-Stokes Equation. (7 Marks)
16. (a) Derive the expression for pressure gradient in the parallel flow through a straight channel. (7 Marks)
(b) Explain the working of a Viscometer based on the flow through a rotating annulus. (7 Marks)

MODULE-IV

17. (a) Explain the essential features of Blasius method of solving laminar boundary layer equations for a flat plate. Derive an expression for boundary layer thickness from this solution. (7 Marks)

- (b) For the velocity profile for laminar boundary layer flows given as

$$\frac{u}{U} = 2(y/\delta) - (y/\delta)^2$$

find an expression for boundary layer thickness (δ), shear stress (τ_0) and co-efficient of drag (C_D) in terms of Reynold number. (7 Marks)

18. (a) For the velocity profile in laminar boundary layer as,

$$\frac{u}{U} = \frac{3}{2} \left(\frac{y}{\delta} \right) - \frac{1}{2} \left(\frac{y}{\delta} \right)^3$$

find the thickness of the boundary layer and the shear stress 1.5 m from the leading edge of a plate. The plate is 2m long and 1.4m wide and is placed in water which is moving with a velocity of 200mm per second. Find the total drag force on the plate if μ for water = .01 poise. (7 Marks)

- (b) Derive Von Karman momentum integral equation for boundary layer flows. (7 Marks)

MODULE-V

19. (a) Explain and differentiate DNS and LES. (7 Marks)

- (b) What is the difference between zero equation, one equation and two equation models in turbulent flow? (7 Marks)

20. (a) Explain in detail any one of the two equation models. (7 Marks)

- (b) Explain Kolmogorov's energy cascade theory. (7 Marks)



ASSESSMENT PATTERN

Bloom's taxonomy	Continuous Assessment Tests		End Semester Examination (Marks)
	Test 1 (Marks)	Test 11 (Marks)	
Remember	25	25	25
Understand	15	15	15
Apply	30	25	30
Analyze	10	10	10
Evaluate	10	15	10
Create	10	10	10

Mark distribution

Total Marks	CIE marks	ESE marks	ESE duration
150	50	100	3 Hours

Continuous Internal Evaluation (CIE) Pattern:

Attendance	10 marks
Regular class work/tutorials/assignments	15 marks
Continuous Assessment Test (2 numbers)	25 marks

End semester pattern:- There will be two parts; Part A and Part B. Part A contain 10 questions with 2 questions from each module, having 3 marks for each question. Students should answer all questions. Part B contains 2 questions from each module of which student should answer any one. Each question can have maximum 2 subdivisions and carry 14 marks.

Course Level Assessment Questions**Part -A**

Course Outcome 1 (CO1): Understand the chemical bonds, crystal structures and their relationship with the properties.

1. Why electrons of higher principal quantum number form weaker bonds.
2. Postulate why ionic and covalent bonded material exhibit bad conductors of heat and electricity?
3. What are the roles of surface imperfections on crack initiation.
4. Which mechanism of strengthening is the Hall- Petch equation related to?

Course Outcome 2 (CO2): Correlate structure and properties relationship for high temperature applications.

1. Nickel has an atomic weight of 58.71, a number which arises from the relative proportions of isotopes of weights 58, 60, 61, 62 and 64. Why is there little contribution from the isotopes of weight 59 and 63?
2. Comparison of the rates of interdiffusion of the transition group metals (the solutes) with nickel (the solvent) indicates that (i) the interdiffusion rate increases with increasing misfit strain between solvent and solute and (ii) the activation energy for interdiffusion decreases with increasing misfit strain. Why might these observations be contrary to expectation? How might this apparent anomaly be rationalised?

Course Outcome 3 (CO3): Understand the attributes and purity level obtainable through triple vacuum induction melting process.

1. What is the need of vacuum for obtaining purifying metals?
2. What are conditions for freckle formation and how can be eliminated?
3. Explain the need of electrode quality in ESR and VAR process?
4. Which are the factors governs the quality of vacuum arc remelting process.

Course Outcome 4 (CO4): To have knowledge in improving material strength against high temperature environment and predict life time.

1. Explain why it might not be sensible, even for single-crystal superalloys, to eliminate completely the grain-boundary strengtheners such as carbon and boron from the melt chemistry.
2. The rate of oxide formation in Al_2O_3 forming single-crystal superalloys is greatly increased with additions of Ti to the alloy chemistry. Explain why this effect occurs.
3. Non-conductive material will you recommend to use at high temperature explain?
4. Both titanium and steel melt at temperatures in excess of 1500 C. Steel can be used at temperatures as high as 1000C but titanium cannot. Why is this?

Course Outcome 5 (CO5): Understand the properties of super alloys and its strengthening processes.

1. The following defects can occur during the casting of single-crystal components:(i) high-angle grain boundaries, (ii) freckles and (iii) spurious grains. What is meant by these terms? Give a brief explanation of the origin of each effect.
2. Suggest a high electrical conductive material which can use at 1100C.
3. Give two reasons why the use of titanium alloys is increasing at the expense of aluminum in both civil and military aircraft.

SYLLABUS

MODULE - 1

Atomic structure- chemical bonds-crystallography-miller indices - slip - dislocation - crystallization-frank-reed source - Structural parameters in high-temperature deformed metals - dislocation structure - distances between dislocations in sub-boundaries - sub-boundaries as dislocation sources and obstacles -dislocations inside sub-grains - vacancy loops and helicoids - structural peculiarities of high - temperature deformation.

MODULE - II

Characteristics of high-temperature materials - The super alloys as high-temperature materials- The

requirement: the gas turbine engine- Larson–Miller approach for the ranking of creep performance- development of the super alloys- Nickel as a high-temperature material: justification- super alloy production methods:- vacuum induction melting (VIM), vacuum arc remelting (VAR), VIM, electroslag remelting (ESR), VIM, ESR, VAR- Freckles, three rings, white spot- cleanliness.

MODULE - III

Superalloys:- metallurgy, characteristics - wrought, cast superalloys, properties - crystal structures, phases in superalloys, Iron-Nickel-base superalloys, Nickel-base superalloys, Cobalt-base superalloys, - elements causing brittle phase formation, detrimental tramp elements, elements producing oxidation and hot corrosion resistance- microstructure, gamma prime, gamma double prime, Carbide and Boride phases, strengthening mechanisms- Heat treatment.

MODULE - IV

Single-crystal super alloys for blade applications:- solidification, heat transfer, defects - mechanical behavior, performance in creep, fatigue -Titanium: binary phase diagram - production of ingot - forgings - shear bands - pickling - Ti alloys - machining and welding of Titanium - Heat Treatment - properties of titanium aluminides - Niobium: production of niobium - niobium in steel making – niobium alloys characteristics and applications- Niobium products for the superalloy industry.

MODULE - V

Molybdenum: Ferromolybdenum - production of molybdenum – properties - effect of molybdenum alloying– applications - TZM, TZC- Maraging steel:- reaction in austenite - austenite to martensite transformation- reaction in martensite - time of maraging - precipitate size - fracture toughness - welding and ageing attributes - superior features - applications - cobalt free maraging steel - intermetallics:- phase diagrams- Hume-Rothery phases- structures of $MgCu_2$, $MgZn_2$, $MgNi_2$.

Text Books

1. Callister William. D., Material Science and Engineering, John Wiley, 2014
2. Matthew J. Donachie, Stephen J. Donachie, Super alloys A Technical Guide, Second Edition, 2002 ASM International.

Reference

1. Barrett, C. S. and Massalski, T. B. Structure of metals, Third edition. New York, N.Y., McGraw-Hill Book Company, 1966.
2. Decker, Raymond Frank, Source book on maraging steels: A comprehensive collection of outstanding articles from the periodical and reference literature, Published by American Society for Metals (1979).
3. Gerd Lutjering James C. Williams, Titanium, springer.
4. Roger C. Reed, The Super alloys Fundamentals and Applications, Cambridge university press.
5. Valim Levitin - High temperature strain of metals and alloys - physical fundamentals, Wiley-VCH (2006).
6. <https://www.phase-trans.msm.cam.ac.uk/teaching.html>

MODEL QUESTION PAPER**MATERIALS IN MANUFACTURING - (HONORS) - MET -296****Max. Marks : 100****Duration : 3 Hours****Part – A****Answer all questions.****Answer all questions, each question carries 3 marks**

1. NASA's Parker solar probe will be the first-ever mission to "Touch" the Sun. The spacecraft, about the size of a small car, will travel directly into the Sun's atmosphere about 4 million miles from the earth surface. Postulate the coolant used in the Parker solar probe with chemical bonds.
2. Explain the structural parameters in time and creep curve for Nickel.
3. Explain the characteristics required for high-temperature materials
4. Explain the ways and means to improve super alloy cleanliness
5. What are the elements causing brittle phase formation in super alloys.
6. Explain the process and need of stress relieving used for super alloys
7. The preferred growth direction of a single-crystal superalloy is (100) Why?
8. Where is hundred percentage pure Titanium is used?
9. What are the special attributes of marring steel welded joint after ageing process?
10. How the structure of intermetallics are determined ?

PART -B**Answer one full question from each module.****MODULE -1**

11. a. Explain the basic mechanism involved for metal deformation (7 marks).
b. Explain process involved in high temperature strain of metals and alloys (7 marks).

OR

12. What are the roles played by the fan, compressor, combustor and turbine arrangements in a typical gas turbine engine? How do these affect (i) the pressure and (ii) the average temperature of the gas stream? Explain why your findings justify the use of nickel based superalloys in the combustor and turbine sections, but not in the compressor regions (14 marks).

MODULE -2

13. Explain the justification for the development of super alloys as high temperature alloys (14 marks).

OR

14. Explain the conditions of freckles, three rings and white spots formation and its implications (14 marks).

MODULE -3

15. Explain with neat sketches of different strengthening mechanisms of super alloys with its microstructure (14 marks).

OR

16. Explain different types of heat treatments employed for super alloys (14 marks).

MODULE -4

17. The materials used for high-pressure turbine blade aerofoils are often referred to as single-crystal superalloys. Explain why the use of the term 'single-crystal' is disingenuous (14 marks).

OR

18. Explain the process of closed die forging for Titanium alloy manufacturing (14 marks).

MODULE -5

19a. Explain the different reaction in austenite in maraging steel (7 marks).

19b. Explain the Maraging steel hardness produced with aging time versus aging time and different temperatures with neat sketches (7 marks).

OR

20a. Explain the synergetic effect of cobalt and molybdenum in maraging steel with graphs and sketch (7 marks).

20b. Explain structures of $MgCu_2$, $MgZn_2$, $MgNi_2$ with neat sketches (7 marks).

Course content and lecture schedules.

Module	TOPIC	No. of hours	Course outcomes
1.1	Earlier and present development of atomic structure- Primary bonds: Secondary bonds - crystallography-miller indices- slip- crystallization - frank reed source	1	CO1
1.2	Structural parameters in high-temperature deformed metals: structural parameters.	2	CO1
1.3	Dislocation structure - distances between dislocations in sub-boundaries - sub-boundaries as dislocation sources and obstacles.	3	CO1
1.4	Dislocations inside sub-grains - vacancy loops and helicoids - structural peculiarities of high-temperature deformation (levitin).	3	
2.1	Characteristics of high-temperature materials - The superalloys as high-temperature materials.	3	CO1
2.2	The requirement: the gas turbine engine- Larson–Miller approach for the ranking of creep performance		CO2
2.3	Development of the super alloys- Nickel as a high-temperature material: justification. (Reed).	2	CO2
2.4	Super alloy production methods:- melt routes for super alloys, characteristics, process parameters, application of each process Vacuum induction melting (VIM), Vacuum arc remelting (VAR), VIM, electroslag remelting (ESR), VIM, ESR, VAR.	3	CO2 CO3
2.5	Freckles, conditions of freckles, three rings, white spot- Super alloy cleanliness: ways and means to improve super alloy cleanliness, advantages of improved cleanliness, homogenization oxide cleanliness. (ASM).	2	CO3
3.1	Superalloys:- metallurgy of superalloys, superalloy characteristics - applications - service temperatures for superalloys.	1	CO2

3.2	Wrought superalloys, cast superalloys, properties of superalloys, mechanical properties and the application of superalloys, selecting superalloys.	1	CO2
3.3	Crystal structures, phases in superalloys, Iron-Nickel-base superalloys, Nickel-base superalloys, Cobalt-base superalloys, alloy elements and microstructural effects in superalloys, elements causing brittle phase formation, detrimental tramp elements, elements producing oxidation and hot corrosion resistance.	3	CO2
3.4	Microstructure, gamma prime, gamma double prime, Carbide and Boride phases, strengthening mechanisms: precipitate, gamma prime, gamma double prime, Carbides, M7C3 Carbides, Borides and other beneficial minor elements.	3	CO5
3.5	Heat treatment types:- stress relieving, annealing, quenching, precipitation, (ASM).	1	CO2
4.1	Single-crystal super alloys for blade applications:- directional solidification, heat transfer, formation of defects during directional solidification - mechanical behavior of the single-crystal super alloys, performance in creep, performance in fatigue (Reed).	3	CO4
4.2	Titanium: Ti-based binary phase diagram - production of ingot, Vacuum Arc Remelting - effect of forging temperature and forging pressure - closed die forgings - shear bands - pickling of titanium - Ti alloys - scrap recycling -problems in machining Titanium - welding of titanium - Heat Treatment of Ti - properties of titanium aluminides - applications.	4	CO2 CO5
4.3	Niobium: Production of niobium - niobium alloys - niobium in steel making – niobium alloys characteristics and applications- Niobium products for the superalloy industry.	2	CO2
5.1	Molybdenum: Ferromolybdenum - production of molybdenum – properties - effect of molybdenum alloying on hot strength, corrosion resistance, and toughness – applications - TZM, TZC.	2	CO2
5.2	Maraging steel:- Maraging steel chronology - reaction in austenite - austenite to martensite transformation- reaction in martensite - time of maraging - precipitate size - fracture toughness - welding and ageing attributes - superior features - applications - cobalt free maraging steel and comparisons.	4	CO2 CO4
5.3	Intermetallics:- Electronegativity, characteristics, property prediction - phase diagrams:- Magnesium - Lead, Copper – Zinc, Nickel -Titanium phase diagram - - The Hume-Rothery phases, electron phases /compounds, laves phases - Strukturbericht C15, C14, C36, etc - structures of MgCu ₂ , MgZn ₂ , MgNi ₂ .	3	CO2 CO4